


# COMPLETE CATALOGUE



# Legend

## Symbols and Finishes Groups

### Symbols

Indoor			Outdoor
Special box			Quantity of pieces per box
Stackable			Quantity of stackable pieces
Fireproof			

### Finishes Groups

Group 1 Pag. I			Group 7 Pag. X
Group 2 Pag. III			Group 8 Pag. XI
Group 3 Pag. IV			Group 9 Pag. XII
Group 4 Pag. VII			Group 10 Pag. XIII
Group 5 Pag. VIII			Group 11 Pag. XIV
Group 6 Pag. IX			Group 12 Pag. XV

### Dimensions

Width	W	Sw	Seat width	Arm height	Ah	COM	Customer's own material
Depth	D	Sd	Seat depth	Diameter	Dm	COL	Customer's own leather
Height	H	Sh	Seat height	Weight	We		

### Product families

Chairs			Cluster beam	Tables			Lighted furnitures
Benches			Lounge	Storage			Accessories
Stools			Sofas	Architectural elements			Coverings
Wellness			Bathroom	Lighting			



# Chairs



Mr Smith

# Agata



## ASH PAINTED OR LACQUERED ARMCHAIR

Armchair with structure in painted or lacquered wood.

Upholstered shell or with back carter in various ash staining or laquered. Linings and finishes from sample book. Available in different size color and surface variants.



# Agata

2020

## ASH PAINTED OR LACQUERED ARMCHAIR

### FINISHES GROUP 1

#### SEAT FINISHES

Wood: LE08, LE05, LE09, LE13, LE11, LE12

#### FRAME FINISHES

Wood: LE08, LE05, LE09, LE13, LE11, LE12

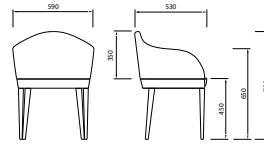
#### FABRICS

COM

Graded in Fabric programs also available with Kvadrat, Camira Ultra Fabrics and more, please ask a representative for assistance

### DIMENSIONS

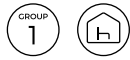
Weight:	28.66 lb
Width (inches):	20.87"
Depth (inches):	23.23"
Height (inches):	31.11"
Seat width (inches):	18.12"
Seat height (inches):	17.72"
Arm height (inches):	25.59"
COM (yrd):	1,695



complete list of versions/options also visible on our price list and on [ad.dzinelements.com](http://ad.dzinelements.com)

2020

2021



2021

## ASH PAINTED OR LACQUERED ARMCHAIR WITH ASH CARTER

### FINISHES GROUP 1

#### SEAT FINISHES

Wood: LE08, LE05, LE09, LE13, LE11, LE12

#### FRAME FINISHES

Wood: LE08, LE05, LE09

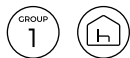
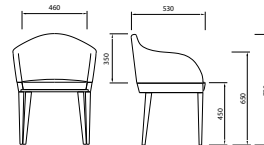
#### FABRICS

COM

Graded in Fabric programs also available with Kvadrat, Camira Ultra Fabrics and more, please ask a representative for assistance

### DIMENSIONS

Weight:	28.66 lb
Width (inches):	20.87"
Depth (inches):	23.23"
Height (inches):	31.11"
Seat width (inches):	18.12"
Seat height (inches):	17.72"
Arm height (inches):	25.59"
COM (yrd):	1,695



WERTHER TOFFOLONI

# Albert-One PC



## ARM CHAIR WITH LEGS IN WOOD OR BASE IN METAL

ALBERT-ONE PCL: beech wooden base - fully upholstered.

ALBERT-ONE PCL DELUXE: beech wooden base - fully upholstered.

ALBERT-ONE PC1 : oak wooden base - fully upholstered.

ALBERT-ONE PC1 DELUXE: oak wooden base - fully upholstered.

# Albert-One PC

## ALBERT-ONE PCL

### ARM CHAIR WITH LEGS IN WOOD

#### FINISHES GROUP 5

##### FRAME FINISHES

Wood: AC01, AC06, AC07, AC15, AC17, AC18, AC21, AC50, Oak natural, Oak wengè

##### FABRICS

COM

COL

Graded in Fabric programs also available with Kvadrat, Camira Ultra Fabrics and more, please ask a representative for assistance

#### DIMENSIONS

Weight:	30.8 lb
Width (inches):	23.22"
Depth (inches):	23.62"
Height (inches):	31.5"
Seat width (inches):	20.27"
Seat height (inches):	17.35"
Arm height (inches):	22.44"
COM (yrd):	2,45
COL (sqf):	47,4



complete list of versions/options also visible on our price list and on [ad.dzineelements.com](https://ad.dzineelements.com)

ALBERT-ONE PCL  
ALBERT-ONE PCL DELUXE  
ALBERT-ONE PC1  
ALBERT-ONE PC1 DELUXE

## ALBERT-ONE PCL DELUXE

### ARM CHAIR WITH LEGS IN WOOD AND BACK WITH BUTTONS

#### FINISHES GROUP 5

##### FRAME FINISHES

Wood: AC01, AC06, AC07, AC15, AC17, AC18, AC21, AC50, Oak natural, Oak wengè

##### FABRICS

COM

COL

Graded in Fabric programs also available with Kvadrat, Camira Ultra Fabrics and more, please ask a representative for assistance

#### DIMENSIONS

Weight:	30.8 lb
Width (inches):	23.22"
Depth (inches):	23.62"
Height (inches):	31.5"
Seat width (inches):	20.27"
Seat height (inches):	17.35"
Arm height (inches):	22.44"
COM (yrd):	2,45
COL (sqf):	47,4



## ALBERT-ONE PC1

### ARMCHAIR WITH BASE IN METAL CHROME

#### FINISHES GROUP 5

##### FRAME FINISHES

metal chrome

##### FABRICS

COM

COL

Graded in Fabric programs also available with Kvadrat, Camira Ultra Fabrics and more, please ask a representative for assistance

#### DIMENSIONS

Weight:	30.8 lb
Width (inches):	23.22"
Depth (inches):	23.62"
Height (inches):	31.5"
Seat width (inches):	20.27"
Seat height (inches):	17.35"
Arm height (inches):	22.44"
COM (yrd):	2,45
COL (sqf):	47,4





WERTHER TOFFOLONI

# Albert-One SC



## CHAIR WITH LEGS IN WOOD OR BASE IN METAL

ALBERT-ONE SCL: Beech or oak wooden base - fully upholstered.

ALBERT-ONE SCL DELUXE: Side chair in oak or beech wood base and fully upholstered seat and back with buttons.

ALBERT-ONE SC1: Side Chair with metal chrome base Ht-Adj - fully upholstered.

ALBERT-ONE SC1 DELUXE: Side Chair with metal chrome base Ht-Adj - fully upholstered with buttons.

ALBERT-ONE SCLARM: beech wooden base - fully upholstered.

ALBERT-ONE SCLARM DELUXE: beech wooden base - fully upholstered with buttons.

ALBERT-ONE SC1ARM: metal chrome base Ht-Adj.

ALBERT-ONE SC1ARM DELUXE: metal chrome base Ht-Adj - fully upholstered with buttons.

# Albert-One SC

## ALBERT-ONE SCL

### UPHOLSTERED SIDE CHAIR WITH 4 LEGS IN WOOD

#### FINISHES GROUP 5

##### FRAME FINISHES

Wood: AC01, AC06, AC07, AC15, AC17, AC18, AC21, AC50, Oak natural, Oak wengè

##### FABRICS

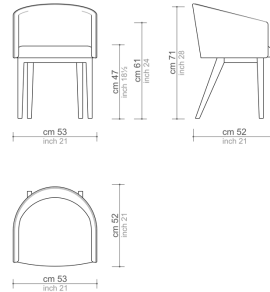
COM

COL

Graded in Fabric programs also available with Kvadrat, Camira Ultra Fabrics and more, please ask a representative for assistance

#### DIMENSIONS

Weight:	22 lb
Width (inches):	21.25"
Depth (inches):	21.7"
Height (inches):	31.10"
Seat width (inches):	18.5"
Seat height (inches):	18.9"
COM (yrd):	1,9
COL (sqf):	36



complete list of versions/options also visible on our price list and on [ad.dzineelements.com](http://ad.dzineelements.com)

ALBERT-ONE SCL  
ALBERT-ONE SCL DELUXE  
ALBERT-ONE SC1  
ALBERT-ONE SC1 DELUXE  
ALBERT-ONE SCL ARM  
ALBERT-ONE SCL ARM DELUXE  
ALBERT-ONE SC1 ARM  
ALBERT-ONE SC1 ARM DELUXE



## ALBERT-ONE SCL DELUXE

### UPHOLSTERED SIDE CHAIR WITH 4 LEGS IN WOOD AND BACK WITH BUTTONS

#### FINISHES GROUP 5

##### FRAME FINISHES

Wood: AC01, AC06, AC07, AC15, AC17, AC18, AC21, AC50, Oak natural, Oak wengè

##### FABRICS

COM

COL

Graded in Fabric programs also available with Kvadrat, Camira Ultra Fabrics and more, please ask a representative for assistance

#### DIMENSIONS

Weight:	22 lb
Width (inches):	21.25"
Depth (inches):	21.7"
Height (inches):	31.10"
Seat width (inches):	18.5"
Seat height (inches):	18.9"
COM (yrd):	1,9
COL (sqf):	36



## ALBERT-ONE SC1

### SIDE CHAIR WITH HIGH BACK

#### FINISHES GROUP 5

##### FRAME FINISHES

metal chrome

##### FABRICS

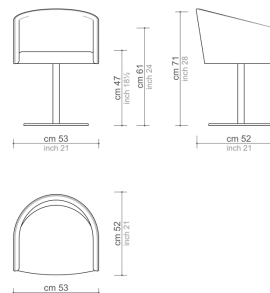
COM

COL

Graded in Fabric programs also available with Kvadrat, Camira Ultra Fabrics and more, please ask a representative for assistance

#### DIMENSIONS

Weight:	22 lb
Width (inches):	21.25"
Depth (inches):	21.7"
Height (inches):	31.10"
Seat width (inches):	18.5"
Seat height (inches):	18.9"
COM (yrd):	1,9
COL (sqf):	36



WERTHER TOFFOLONI

# Albert-One XC



## ARM CHAIR WITH LEGS IN WOOD OR BASE IN METAL

ALBERT-ONE XCL: beech or oak wooden base - fully upholstered.

ALBERTONE XCL DELUXE: beech or oak wooden base - fully upholstered with buttons.

ALBERTONE XC1: oak wooden base - fully upholstered.

ALBERTONE XC1 DELUXE: oak wooden base - fully upholstered with buttons.



# Albert-One XC

## ALBERT-ONE XCL

### SIDE CHAIR WITH LEGS IN WOOD

#### FINISHES GROUP 5

##### FRAME FINISHES

Wood: AC01, AC06, AC07, AC15, AC17, AC18, AC21, AC50, Oak natural, Oak wengè

##### FABRICS

COM

COL

Graded in Fabric programs also available with Kvadrat, Camira Ultra Fabrics and more, please ask a representative for assistance

#### DIMENSIONS

Weight:	30.8 lb
Width (inches):	23.22"
Depth (inches):	23.62"
Height (inches):	31.5"
Seat width (inches):	20.27"
Seat height (inches):	17.35"
COM (yrd):	2,45
COL (sqf):	47,4



complete list of versions/options also visible on our price list and on [ad.dzineelements.com](https://ad.dzineelements.com)

ALBERT-ONE XCL  
ALBERT-ONE XCL DELUXE  
ALBERT-ONE XC1  
ALBERT-ONE XC1 DELUXE

## ALBERT-ONE XCL DELUXE

### SIDE CHAIR WITH LEGS IN WOOD AND BACK WITH BUTTONS

#### FINISHES GROUP 5

##### FRAME FINISHES

Wood: AC01, AC06, AC07, AC15, AC17, AC18, AC21, AC50, Oak natural, Oak wengè

##### FABRICS

COM

COL

Graded in Fabric programs also available with Kvadrat, Camira Ultra Fabrics and more, please ask a representative for assistance

#### DIMENSIONS

Weight:	30.8 lb
Width (inches):	23.22"
Depth (inches):	23.62"
Height (inches):	31.5"
Seat width (inches):	20.27"
Seat height (inches):	17.35"
COM (yrd):	2,45
COL (sqf):	47,4



## ALBERT-ONE XC1

### SIDE CHAIR WITH BASE IN METAL CHROME

#### FINISHES GROUP 5

##### FRAME FINISHES

metal chrome

##### FABRICS

COM

COL

Graded in Fabric programs also available with Kvadrat, Camira Ultra Fabrics and more, please ask a representative for assistance

#### DIMENSIONS

Weight:	30.8 lb
Width (inches):	23.22"
Depth (inches):	23.62"
Height (inches):	31.5"
Seat width (inches):	20.27"
Seat height (inches):	17.35"
COM (yrd):	2,45
COL (sqf):	47,4



Lepper Schmidt Sommerlade

**Alea****ARMCHAIR WITH CHROME PLATED  
STEEL FEET**

Frame in solid wood and plywood; belts and flame retardant polyurethane foam covered with fibre wadding; fixed cover; feet in chrome plated steel



# Alea

ALE1-AA-071-0

**UPHOLSTERED ARMCHAIR WITH FEET  
IN CHROME PLATED STEEL**

**FINISHES GROUP 8**

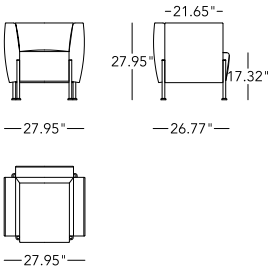
**FEET**  
Chrome plated steel

**FABRICS**

COM  
COL  
Graded in Fabric programs also available with  
Kvadrat, Camira Ultra Fabrics and more, please  
ask a representative for assistance

**DIMENSIONS**

Weight:	27 lb
Width (inches):	27,95"
Depth (inches):	26,77"
Height (inches):	27,95"
Seat width (inches):	18,11"
Seat depth (inches):	21,65"
Seat height (inches):	17,32"
COM (yrd):	3,55
COL (sqf):	63,51



complete list of  
versions/options  
also visible on  
our price list and on  
[ad.dzineelements.com](http://ad.dzineelements.com)

ALE1-AA-071-0



WERTHER TOFFOLONI

**Aloe****UPHOLSTERED CHAIR IN WOOD**

ALOE P: armchair with beech wood base and upholstered seat.

ALOE PSTK: stackable beech wooden base - seat and back upholstered.

ALOE S1B: beech wooden base - seat and back upholstered.

ALOE S1BSTK: stackable beech wooden base - seat and back upholstered.

ALOE S1: beech wooden base - seat and back upholstered.

ALOE S1STK: stackable beech wooden base - seat and back upholstered.

ALOE S: beech wooden base - seat upholstered.

ALOE SSTK: stackable beech wooden base - seat and back upholstered.

# Aloe

## ALOE P

### ARMCHAIR IN WOOD WITH UPHOLSTERED SEAT

#### FINISHES GROUP 5

##### FRAME FINISHES

Wood: AC01, AC06, AC07, AC15, AC17, AC18, AC21, AC50

##### FABRICS

COM

COL

Graded in Fabric programs also available with Kvadrat, Camira Ultra Fabrics and more, please ask a representative for assistance

#### DIMENSIONS

Weight:	18.7 lb
Width (inches):	23.22"
Depth (inches):	20.86"
Height (inches):	31.88"
Seat width (inches):	18.7"
Seat height (inches):	18.89"
Arm height (inches):	26.77"
COM (yrd):	0,5
COL (sqf):	8,5



complete list of versions/options also visible on our price list and on [ad.dzineelements.com](https://ad.dzineelements.com)

ALOE P  
ALOE P STK  
ALOE S1B  
ALOE S1B STK  
ALOE S1  
ALOE S1 STK  
ALOE S  
ALOE S STK

## ALOE P STK

### STACKABLE ARM CHAIR IN WOOD

#### FINISHES GROUP 5

##### FRAME FINISHES

Wood: AC01, AC06, AC07, AC15, AC17, AC18, AC21, AC50

##### FABRICS

COM

Graded in Fabric programs also available with Kvadrat, Camira Ultra Fabrics and more, please ask a representative for assistance

#### DIMENSIONS

Weight:	18.7 lb
Width (inches):	23.22"
Depth (inches):	20.86"
Height (inches):	31.88"
Seat width (inches):	18.7"
Seat height (inches):	18.89"
Arm height (inches):	26.77"
COM (yrd):	0,5
COL (sqf):	8,5



## ALOE S1B

### STACKABLE ARM CHAIR IN WOOD WITH UPHOLSTERED SEAT AND BACK

#### FINISHES GROUP 5

##### FRAME FINISHES

Wood: AC01, AC06, AC07, AC15, AC17, AC18, AC21, AC50

##### FABRICS

COM

COL

Graded in Fabric programs also available with Kvadrat, Camira Ultra Fabrics and more, please ask a representative for assistance

#### DIMENSIONS

Weight:	19.8 lb
Width (inches):	23.22"
Depth (inches):	20.86"
Height (inches):	31.88"
Seat width (inches):	18.7"
Seat height (inches):	18.89"
Arm height (inches):	26.77"
COM (yrd):	0,75
COL (sqf):	13





Nicola Cacco

# Amarcord



## LOUNGE CHAIR WITH ROUND STEEL TUBE BASE

Lounge chair with skid frame in chrome or painted steel. Beech plywood shell, fully upholstered or with back carter oak finish or lacquered. Linings and finishes from sample book.

### ACCESSORIES

Linking device.



# Amarcord

2010

## LOUNGE - CHAIR WITH UPHOLSTERED SHELL

### FINISHES GROUP 1

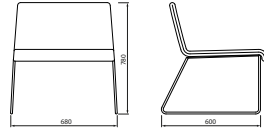
FRAME FINISHES  
Metal: VB, VM, CR

### FABRICS

COM  
Graded in Fabric programs also available with Kvadrat, Camira Ultra Fabrics and more, please ask a representative for assistance

### DIMENSIONS

Weight: 33.07 lb  
Width (inches): 23.63"  
Depth (inches): 26.78"  
Height (inches): 30.71"  
Seat height (inches): 15.75"  
COM (yrd): 1,531



complete list of versions/options also visible on our price list and on [ad.dzineelements.com](http://ad.dzineelements.com)

2010  
2011\_1  
2011\_2  
10ACC01  
10ACC02



2011\_1

## LOUNGE - CHAIR WITH LACQUERED SHELL WITH CUSHION FABRIC

### FINISHES GROUP 1

SEAT FINISHES  
Wood: LE05

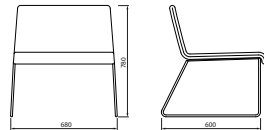
FRAME FINISHES  
Metal: VB, VM, CR

### FABRICS

COM  
Graded in Fabric programs also available with Kvadrat, Camira Ultra Fabrics and more, please ask a representative for assistance

### DIMENSIONS

Weight: 37.48 lb  
Width (inches): 23.63"  
Depth (inches): 26.78"  
Height (inches): 30.71"  
Seat height (inches): 15.75"  
COM (yrd): 0,875



2011\_2

## LOUNGE - CHAIR WITH OAK SHELL WITH CUSHION FABRIC

### FINISHES GROUP 1

SEAT FINISHES  
Wood: LE01

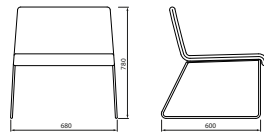
FRAME FINISHES  
Metal: VB, VM, CR

### FABRICS

COM  
Graded in Fabric programs also available with Kvadrat, Camira Ultra Fabrics and more, please ask a representative for assistance

### DIMENSIONS

Weight: 37.48 lb  
Width (inches): 23.63"  
Depth (inches): 26.78"  
Height (inches): 30.71"  
Seat height (inches): 15.75"  
COM (yrd): 0,875



Italo Pertichini

CHAIRS

# Amélie



## STACKABLE CHAIR

The added innovative benefit of stackability solves all space-related problems, increasing the product practicality and versatility. Amélie is perfect for homes and public use, blending comfort and lightweight.



# Amélie

AME080

**CHAIR**

**FINISHES GROUP 4**

Polyethylene Standard: FB, FC, FD, FE, FG, FH, FR, FT  
Polyethylene Lacquered: QA/MF, QB/MQ, QC/MP, QD/MN, QG/MK, QH/MI, QM/MY, QO/MZ, QR/MW, QS/M

XTo order the item please use the following codes:

SD AME080: Polyethylene Standard

SL AME080: Polyethylene Lacquered

**DIMENSIONS**

Weight: 15.4 lb  
Width (inches): 26.4"  
Depth (inches): 23.2"  
Height (inches): 33.9"



complete list of versions/options also visible on our price list and on [ad.dzineelements.com](http://ad.dzineelements.com)

AME080



Marc Sadler

CHAIRS

# America



## ELEGANT SEAT

America is an elegant seat with armrest, provided with a comfy cushion in coloured polyurethane. Its design takes inspiration from the roaring Fifties in the USA, granting a refined retro feel. America is available also in chic lacquered finish.

# America

AMR080

**COUBLE LOWCHAIR**

**FINISHES GROUP 4**

Polyethylene Standard: FB, FC, FD, FE, FG, FH, FR, FT

Polyethylene Lacquered: QA/MF, QB/MQ, QC/MP, QD/MN, QG/MK, QH/MI, QM/MY, QO/MZ, QR/MW, QS/MX

Cushion Polyurethane: PE, PG, PI

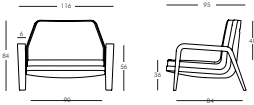
To order the item please use the following codes:

SD AMR080: Polyethylene Standard

SL AMR080: Polyethylene Lacquered

**DIMENSIONS**

Weight:	88 lb
Width (inches):	45.7"
Depth (inches):	37.4"
Height (inches):	33"
Seat width (inches):	35.4"
Seat depth (inches):	33"
Seat height (inches):	14.2"
Arm height (inches):	22"



complete list of versions/options also visible on our price list and on [ad.dzineelements.com](http://ad.dzineelements.com)

AMR080





Valerio Sommella

# Amy



## CHAIR IN COLORED POLYPROPYLENE

Seat in homo-copolymer material, UV rays resistant (air moulding technology). With or without arms.

### ACCESSORIES

Seat cushion, linings from sample book.



# Amy

1090

CHAIR IN COLORED POLYPROPYLENE

FINISHES GROUP 1

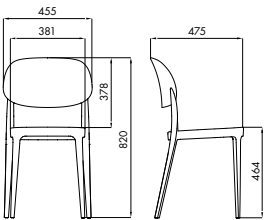
SEAT FINISHES

Polypropylene: A, B, BS, R2, S



**DIMENSIONS**

Weight:	41.89 lb
Width (inches):	18.71"
Depth (inches):	17.92"
Height (inches):	32.29"
Seat width (inches):	15"
Seat height (inches):	18.27"



complete list of  
versions/options  
also visible on  
our price list and on  
[ad.dzineelements.com](https://ad.dzineelements.com)

1090  
F1090  
1091  
F1091  
109SED

1091

CHAIR WITH ARMS IN COLORED  
POLYPROPYLENE

FINISHES GROUP 1

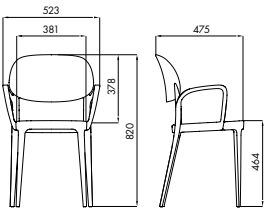
SEAT FINISHES

Polypropylene: A, B, BS, R2, S



**DIMENSIONS**

Weight:	48.50 lb
Width (inches):	18.71"
Depth (inches):	20.6"
Height (inches):	32.29"
Seat width (inches):	15"
Seat height (inches):	18.27"



SLIDE Studio

# Angolo retto



## RIGHT-ANGLED SEAT

As its name suggests, this chair has a bold, right-angled backrest/seat. Armless, it is characterised by practicality and solidity, and backed up by two large side supports which make it ideal for both indoor and outdoor use.



# Angolo Retto

AGR050

**CHAIR IN MATT POLYETHYLENE, DIM.  
20.1" X 14.6" X 25.6"**

**FINISHES GROUP 4**

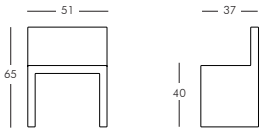
Polyethylene Standard: FB, FC, FD, FE, FG, FH, FR, FT  
Polyethylene Lacquered: QA/MF, QB/MQ, QC/MP, QD/MN, QG/MK, QH/MI, QM/MY, QO/MZ, QR/MW, QS/MX

To order the item please use the following codes:

SD AGR050: Polyethylene Standard  
SL AGR050: Polyethylene Lacquered

**DIMENSIONS**

Weight:	13.2 lb
Width (inches):	20"
Depth (inches):	14.6"
Height (inches):	25.6"
Seat height (inches):	15.7"



complete list of versions/options also visible on our price list and on [ad.dzineelements.com](http://ad.dzineelements.com)

AGR050





Martin Ballendat

# Antea



## ARMCHAIR IN LEATHER OR IMITATION LEATHER

Frame in solid wood and plywood; flame retardant polyurethane covered with fibre wadding; frame fixed cover; seat and back cushions with removable cover; base in polished aluminium casting; table top in white lacquered glass, plywood veneered or laminated.



# Antea

ANT1-AA-072-0

**UPHOLSTERED ARMCHAIR**

**FINISHES GROUP 8**

**BASE**

Polished aluminium casting

**FABRICS**

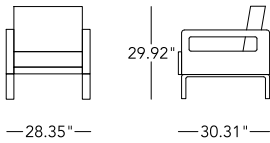
**COM**

**COL**

Graded in Fabric programs also available with Kvadrat, Camira Ultra Fabrics and more, please ask a representative for assistance

**DIMENSIONS**

Weight:	28 lb
Width (inches):	28,35"
Depth (inches):	30,31"
Height (inches):	29,92"
Seat width (inches):	23,62"
Seat depth (inches):	20,47"
Seat height (inches):	16,93"
COM (yrd):	4,37
COL (sqf):	77,5




complete list of versions/options also visible on our price list and on [ad.dzineelements.com](http://ad.dzineelements.com)

ANT1-AA-072-0



Denis Santachiara

# Atoma



## ARMCHAIR WITH PLYWOOD FRAME

This chair is based on the concept of union. Like an atom it can be on its own or it can band together with others creating new forms: linear, bowed, star-shaped. Like the atom it has a simple basic shape, which can take on complex and unexpected figures and rotate individually to find new forms of communication. The atomic dynamics of this seating system is part of a tendency whose fundamental principles are flexibility of use and animation of spaces.

# Atoma

ATO1-00-075-0

**ARMCHAIR WITH REVOLVING SEAT**

**FINISHES GROUP 8**

**BASE**

Varnished aluminum RAL9006

**FABRICS**

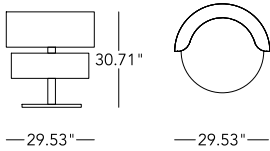
**COM**

**COL**

Graded in Fabric programs also available with Kvadrat, Camira Ultra Fabrics and more, please ask a representative for assistance

**DIMENSIONS**

Weight:	27 lb
Width (inches):	29,53"
Depth (inches):	29,53"
Height (inches):	30,71"
Seat height (inches):	17,32"
COM (yrd):	2,41
COL (sqf):	43,06



complete list of versions/options also visible on our price list and on [ad.dzineelements.com](http://ad.dzineelements.com)

ATO1-00-075-0



Hanno Giesler

# Bay



## ARMCHAIR WITH SOLID WOOD OR PLYWOOD FRAME

Bay is a lounge set of armchair, sophisticated and comfortable with the elegance of an ever-green.



# Bay

BAY1-AA-072-1

## ARMCHAIR WITH CHROME PLATED FEET

### FINISHES GROUP 8

#### FEET

Chrome plated steel

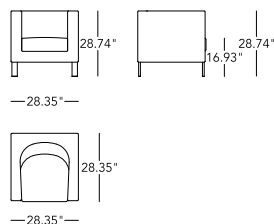
#### FABRICS

COM  
COL

Graded in Fabric programs also available with Kvadrat, Camira Ultra Fabrics and more, please ask a representative for assistance

#### DIMENSIONS

Weight: 27 lb  
Width (inches): 28,35"  
Depth (inches): 28,35"  
Height (inches): 28,74"  
Seat width (inches): 20,47"  
Seat height (inches): 16,93"  
COM (yrd): 3,94  
COL (sqf): 69,97



complete list of versions/options also visible on our price list and on [ad.dzineelements.com](http://ad.dzineelements.com)

BAY1-AA-072-1  
BAY1-AA-072-2  
BAY1-AA-072-3  
BAY1-AA-072-4



BAY1-AA-072-2

## ARMCHAIR WITH LOW FRAME

### FINISHES GROUP 8

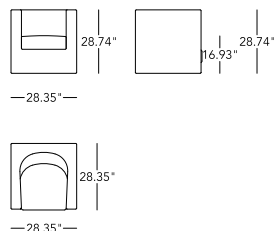
#### FABRICS

COM  
COL

Graded in Fabric programs also available with Kvadrat, Camira Ultra Fabrics and more, please ask a representative for assistance

#### DIMENSIONS

Weight: 20 lb  
Width (inches): 28,35"  
Depth (inches): 28,35"  
Height (inches): 28,74"  
Seat width (inches): 20,47"  
Seat height (inches): 16,93"  
COM (yrd): 4,48  
COL (sqf): 79,65



BAY1-AA-072-3

## UPHOLSTERED ARMCHAIR R WITH FOUR STAR BASE

### FINISHES GROUP 8

#### FEET

Chrome plated steel

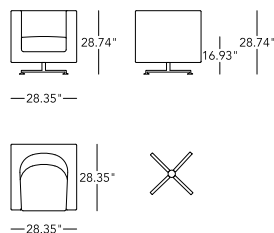
#### FABRICS

COM  
COL

Graded in Fabric programs also available with Kvadrat, Camira Ultra Fabrics and more, please ask a representative for assistance

#### DIMENSIONS

Weight: 30 lb  
Width (inches): 28,35"  
Depth (inches): 28,35"  
Height (inches): 28,74"  
Seat width (inches): 20,47"  
Seat height (inches): 16,93"  
COM (yrd): 3,94  
COL (sqf): 69,97



Hanno Giesler

# Ben Chair



## CHAIR WITH METAL FRAME

3 degrees make all the difference: straight at the table or slightly bent in the lounge. Comfortable and inviting. Ben is a friendly purist.

# Ben Chair

BEN1-00-055-4

## CHAIR WITH ALUMINUM SLED PEDESTAL

### FINISHES GROUP 8

#### BASE

Aluminum RAL 9006

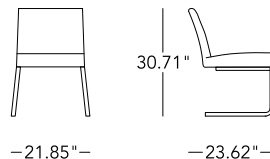
#### FABRICS

COM  
COL

Graded in Fabric programs also available with Kvadrat, Camira Ultra Fabrics and more, please ask a representative for assistance

### DIMENSIONS

Weight:	8 lb
Width (inches):	21,85"
Depth (inches):	23,62"
Height (inches):	30,71"
Seat height (inches):	17,72"
COM (yrd):	1,09
COL (sqf):	19,38



complete list of versions/options also visible on our price list and on [ad.dzineelements.com](http://ad.dzineelements.com)

BEN1-00-055-4  
BEN1-AA-062-4  
BEN1-00-055-2  
BEN1-AA-062-2  
BEN1-00-049-1  
BEN1-AA-062-1  
BEN1-00-050-3  
BEN1-AA-062-3  
BEN1-00-050-5  
BEN1-AA-062-5  
BEN1-00-049-6  
BEN1-AA-062-6



BEN1-AA-062-4

## UPHOLSTERED ARMCHAIR WITH ALUMINUM SLED PEDESTAL

### FINISHES GROUP 8

#### BASE

Aluminum RAL 9006

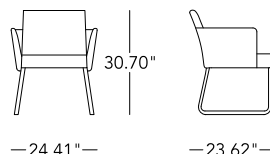
#### FABRICS

COM  
COL

Graded in Fabric programs also available with Kvadrat, Camira Ultra Fabrics and more, please ask a representative for assistance

### DIMENSIONS

Weight:	11 lb
Width (inches):	24,41"
Depth (inches):	23,62"
Height (inches):	30,7"
Seat height (inches):	17,71"
COM (yrd):	1,86
COL (sqf):	33,37



BEN1-00-055-2

## CHAIR WITH CHROME PLATED SLED PEDESTAL

### FINISHES GROUP 8

#### BASE

Chrome plated

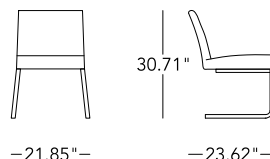
#### FABRICS

COM  
COL

Graded in Fabric programs also available with Kvadrat, Camira Ultra Fabrics and more, please ask a representative for assistance

### DIMENSIONS

Weight:	8 lb
Width (inches):	21,85"
Depth (inches):	23,62"
Height (inches):	30,71"
Seat height (inches):	17,72"
COM (yrd):	1,09
COL (sqf):	19,38





Karim Rashid

# Blos



## POLYETHYLENE FOAM ARMCHAIR

Blos is a seat that successfully blends tradition and modernity. Mastering the use of polyethylene foam worked with the rotational mould technique, the designer re-invents the classic concept of a rocking chair. Sinuous design and audacity of forms mark all his creations, blending into a youthful, avant-garde furnishing item.

canes. It is a thin, luminous pot that can also be used to elegantly divide up spaces.





# Blos

BLO075

ROCKING ARMCHAIR

FINISHES GROUP 4

Polyethylene Standard & FU: FC, FD, FE, FG, FH, FR, FT, FU  
Polyethylene Lighting: LA, LU  
Polyethylene Lacquered: QA/MF, QB/MQ, QC/MP, QD/MN, QG/MK, QH/MI, QM/MY, QO/MZ, QR/MW, QS/MX

To order the item please use the following codes:  
SD BLO075: Polyethylene Standard & FU  
LP BLO075: Polyethylene Lighting  
SL BLO075: Polyethylene Lacquered

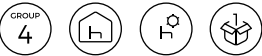
DIMENSIONS

Weight:	39.6 lb
Width (inches):	39.4"
Depth (inches):	33.5"
Height (inches):	29.5"
Seat width (inches):	39.4"
Seat depth (inches):	33.5"
Seat height (inches):	13.4"
Arm height (inches):	33.5"



complete list of versions/options also visible on our price list and on [ad.dzineelements.com](http://ad.dzineelements.com)

BLO075



Nigel Coates

# Bodystuhl



## STEAM BENT BEECH WOOD CHAIR

Thanks to the striking effect of the steam-bent beech, the Bodystuhl chair proposed by Nigel Coates shows a profile showing sinuous shapes characterized by a structure with variable thickness. The large seat and the ergonomic backrest, made in woven cane, recall shapes and materials of Lehnstuhl, already designed by the English designer for Wiener GTV Design.



# Bodystuhl

SDLEHNPGL

**STEAM BENT BEECH WOOD CHAIR**

**FINISHES GROUP 6**

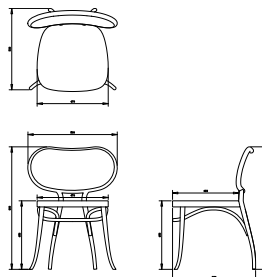
**FRAME FINISHES**

Classic: C01 - RAL 9005, C02 - RAL 9010



## DIMENSIONS

Weight:	13,23 lb
Width (inches):	23,2"
Depth (inches):	21,6"
Height (inches):	31,5"
Seat height (inches):	18,5"



complete list of  
versions/options  
also visible on  
our price list and on  
[ad.dzineelements.com](http://ad.dzineelements.com)

SDLEHNPGL  
SDLEHNTES

SDLEHNTES

**STEAM BENT BEECH WOOD CHAIR  
WITH UPHOLSTERED SEAT**

**FINISHES GROUP 6**

**FRAME FINISHES**

Classic: C01 - RAL 9005, C02 - RAL 9010

**FABRICS**

COM

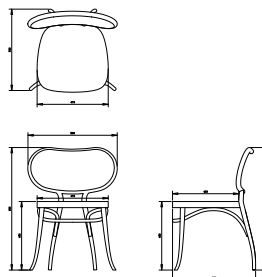
COL

Graded in Fabric programs also available with  
Kvadrat, Camira Ultra fabrics and more, please  
ask a representative for assistance



## DIMENSIONS


Weight:	13,23 lb
Width (inches):	23,2"
Depth (inches):	21,6"
Height (inches):	31,5"
Seat height (inches):	18,5"
COM (yrd):	0,66
COL (sqf):	3,92





Cini Boeri

# Botolo



## SWIVEL UPHOLSTERED ARMCHAIR

Structure in metal and wood, moulded polyurethane foam, Legs painted in several Ral colours.



# Botolo

2865

## UPHOLSTERED LOW CHAIR

### FINISHES GROUP 7

#### FRAME FINISHES

Laquered metal: white, black, gun metal grey

Optional laquered color: burnished, Yellow RAL 1032, Laguna RAL 6034, Red RAL 3020, Ruby red RAL 3003, Blue RAL 5010, Dark blue RAL 5011

#### FABRICS

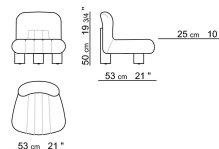
COM  
COL

Graded in Fabric programs also available with Kvadrat, Camira Ultra Fabrics and more, please ask a representative for assistance



### DIMENSIONS

Weight:	22,05 lb
Width (inches):	21"
Depth (inches):	21"
Height (inches):	19.75"
Seat height (inches):	10"
COM (yrd):	1,96
COL (sqf):	38,7



complete list of versions/options also visible on our price list and on [ad.dzineelements.com](http://ad.dzineelements.com)

2865  
2867

2867

## UPHOLSTERED HIGH CHAIR

### FINISHES GROUP 7

#### FRAME FINISHES

Laquered metal: white, black, gun metal grey

Optional laquered color: burnished, Yellow RAL 1032, Laguna RAL 6034, Red RAL 3020, Ruby red RAL 3003, Blue RAL 5010, Dark blue RAL 5011

#### FABRICS

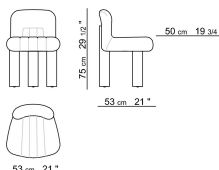
COM  
COL

Graded in Fabric programs also available with Kvadrat, Camira Ultra Fabrics and more, please ask a representative for assistance



### DIMENSIONS

Weight:	33,07 lb
Width (inches):	21"
Depth (inches):	21"
Height (inches):	29.50"
Seat height (inches):	19.75"
COM (yrd):	1,96
COL (sqf):	38,7





LucidiPevere

# Brezel



## STEAM BENT BEECH WOOD ARMCHAIR

The armchair, Brezel, by the creative duo Lucidi Pevere, enriches the home with its playful and versatile presence. Its wooden structure is enriched with decorative curved beech elements that define the profile of the backrest with a fun reference to the bread that it is named after. The padded version is available with its seat covered in the fabrics listed in the catalogue.

# Brezel

PLBREZTE1

## STEAM BENT BEECH WOOD ARMCHAIR

### FINISHES GROUP 6

#### FRAME FINISHES

Classic: C01 - RAL 9005, C02 - RAL 9010

Contemporary: D01 - RAL 1013, D02 - RAL 7047, D03 - RAL 7030, D04 - RAL 6014, D05 - RAL 7032, D06 - RAL 7033, D07 - RAL 1027, D08 - RAL 1032, D09 - RAL 2004, D10 - RAL 3000, D11 - RAL 7000, D12 - RAL 7031, D13 - RAL 8019, D14 - RAL 3005, D15 - RAL 5020

#### FABRICS

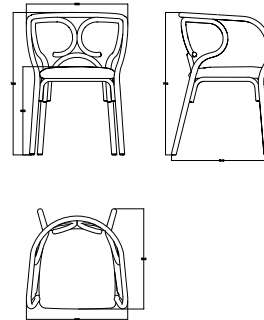
COM

COL

Graded in Fabric programs also available with Kvadrat, Camira Ultra fabrics and more, please ask a representative for assistance

### DIMENSIONS

Weight:	13,2 lb
Width (inches):	22"
Depth (inches):	21.3"
Height (inches):	30.7"
Seat height (inches):	18,1"
Arm height (inches):	30.7"
COM (yrd):	0,65
COL (sqf):	3,8



complete list of versions/options also visible on our price list and on [ad.dzineelements.com](http://ad.dzineelements.com)

PLBREZTE1





Nicola Cacco

# Casablanca



## CHAIR WITH DIFFERENT KIND OF METAL FRAME

Chair with metal frame, 4 legs in chromed steel or skid frame (stackable) or swivel, shell in beech plywood or upholstered with exposed seams or smooth. With or without armrests. Finishes and linings from sample book.

### ACCESSORIES

Cushion (shell or only seat).

Writing tablet with panic mechanism. Linking device.

# Casablanca

1030

## CHROMED SLEDGE CHAIR

### FINISHES GROUP 1

#### FRAME FINISHES

Chrome: CR

#### SHELL FINISHES

Wood: LE01, LE02, LE03

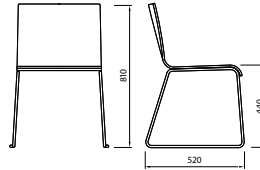
#### FABRICS

COM

Graded in Fabric programs also available with Kvadrat, Camira Ultra Fabrics and more, please ask a representative for assistance

### DIMENSIONS

Weight:	52.91 lb
Width (inches):	20.48"
Depth (inches):	20.48"
Height (inches):	31.89"
Seat height (inches):	17.33"
COM (yrd):	0,766



complete list of versions/options also visible on our price list and on [ad.dzineelements.com](http://ad.dzineelements.com)

1030

1031

1032

1033

1034

CS103S

CS103T

10ACC01

10ACC02

10ACC03

1031

## 4 LEGS CHROMED CHAIR

### FINISHES GROUP 1

#### FRAME FINISHES

Chrome: CR

#### SHELL FINISHES

Wood: LE01, LE02, LE03

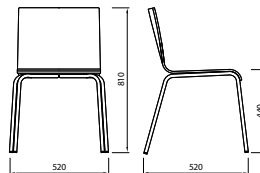
#### FABRICS

COM

Graded in Fabric programs also available with Kvadrat, Camira Ultra Fabrics and more, please ask a representative for assistance

### DIMENSIONS

Weight:	46.30 lb
Width (inches):	20.48"
Depth (inches):	20.48"
Height (inches):	31.89"
Seat height (inches):	17.33"
COM (yrd):	0,766



1032

## 4 LEGS CHROMED CHAIR WITH ARMS

### FINISHES GROUP 1

#### FRAME FINISHES

Chrome: CR

#### SHELL FINISHES

Wood: LE01, LE02, LE03

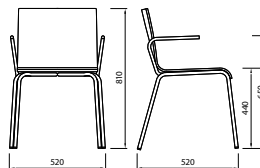
#### FABRICS

COM

Graded in Fabric programs also available with Kvadrat, Camira Ultra Fabrics and more, please ask a representative for assistance

### DIMENSIONS

Weight:	50.71 lb
Width (inches):	20.48"
Depth (inches):	20.48"
Height (inches):	31.89"
Seat height (inches):	17.33"
COM (yrd):	0,766



Wolfgang C.R. Mezger

# Cat



## ARMCHAIR WITH WOODEN FRAME

Cat is a seating sculpture which develops from an arched quadrate and opens up conically like a flower. The upper border is inclined and describes the line of the back- and the armrest, which flows harmonically into the seat. Cat has a variety of fine and fascinating seatings ranging from an armchair to a 2-seater and a pouf. It adapts itself to different kinds of architectural styles but nevertheless has a high value of recognition. Cat fits perfectly in those places, where despite little room, high seating quality is required. A new, delicate and low seating option which represents the zeitgeist as well as the longevity of a seating.





# Cat

CAT1-AA-075-1

**UPHOLSTERED ARMCHAIR**

**FINISHES GROUP 8**

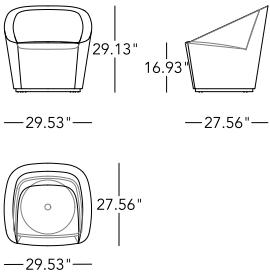
**FABRICS**

COM  
COL  
Graded in Fabric programs also available with Kvadrat, Camira Ultra Fabrics and more, please ask a representative for assistance



**DIMENSIONS**

Weight: 21 lb  
Width (inches): 29,53"  
Depth (inches): 27,56"  
Height (inches): 29,13"  
Seat height (inches): 16,93"  
COM (yrd): 3,61  
COL (sqf): 64,58



complete list of versions/options also visible on our price list and on [ad.dzineelements.com](http://ad.dzineelements.com)

CAT1-AA-075-1  
CAT1-AA-075-2

CAT1-AA-075-2

**UPHOLSTERED ARMCHAIR WITH ROTATING BASE**

**FINISHES GROUP 8**

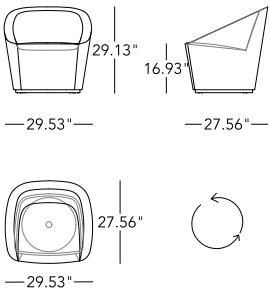
**FABRICS**

COM  
COL  
Graded in Fabric programs also available with Kvadrat, Camira Ultra Fabrics and more, please ask a representative for assistance



**DIMENSIONS**

Weight: 25 lb  
Width (inches): 29,53"  
Depth (inches): 27,56"  
Height (inches): 29,13"  
Seat height (inches): 16,93"  
COM (yrd): 3,61  
COL (sqf): 64,58



Marcel Wanders

# Chubby



## SEAT LINE

Chubby comes in two versions, as an armchair and a pouf. Both made of polyethylene by means of rotational moulding. The two versions and the different finishes make chubby a winning solution for an impressive decor featuring the most innovative design.

# Chubby

WCH056

**LOUNGE ARMCHAIR**

**FINISHES GROUP 4**

Polyethylene Standard: FB, FC, FD, FE, FG, FH, FR, FT  
Polyethylene Lacquered: QA/MF, QB/MQ, QC/MP, QD/MN, QG/MK, QH/MI, QM/MY, QO/MZ, QR/MW, QS/MX

To order the item please use the following codes:  
SD WCH056: Polyethylene Standard  
SL WCH056: Polyethylene Lacquered

**DIMENSIONS**

Weight:	55 lb
Width (inches):	51.2"
Depth (inches):	47.2"
Height (inches):	22"
Seat depth (inches):	24.4"
Seat height (inches):	11.4"
Arm height (inches):	22"



complete list of versions/options also visible on our price list and on [ad.dzineelements.com](http://ad.dzineelements.com)

WCH056



# Cleo

Archirivolto



## CHAISE WITH METAL FRAME

Chair and armchair: chair with shell in BAYDUR 110, lounge chair in BAYDUR 600; wooden base with metal support  
Lounge chair and chaise longue: metal frame with belts and padding in cold-moulded fire retardant polyurethane foam; fixed cover, seat cushion removable

# Cleo

CLE1-AA-099-1

## UPHOLSTERED ARMCHAIR

### FINISHES GROUP 8

#### BASE

Wood: Solid ash natural, stained, special colors possible on request

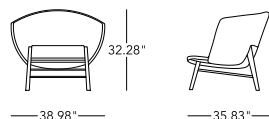
#### FABRICS

COM  
COL

Graded in Fabric programs also available with Kvadrat, Camira Ultra Fabrics and more, please ask a representative for assistance

### DIMENSIONS

Weight:	25 lb
Width (inches):	38,98"
Depth (inches):	35,83"
Height (inches):	32,28"
Seat height (inches):	14,17"
COM (yrd):	4,59
COL (sqf):	81,81



complete list of versions/options also visible on our price list and on [ad.dzineelements.com](https://ad.dzineelements.com)

CLE1-AA-099-1  
CLE1-AA-099-3  
CLE1-AA-099-2  
CLE1-AA-099-4



CLE1-AA-099-3

## ARMCHAIR LOUNGE WITH HIGH BACK REST

### FINISHES GROUP 8

#### BASE

Wood: Solid ash natural, stained, special colors possible on request

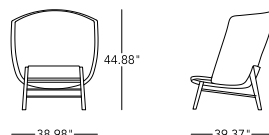
#### FABRICS

COM  
COL

Graded in Fabric programs also available with Kvadrat, Camira Ultra Fabrics and more, please ask a representative for assistance

### DIMENSIONS

Weight:	28 lb
Width (inches):	38,98"
Depth (inches):	39,37"
Height (inches):	44,88"
Seat height (inches):	14,17"
COM (yrd):	6,56
COL (sqf):	116,25



CLE1-AA-099-2

## ARMCHAIR LOUNGE WITH QUILTED BACK CUSHION

### FINISHES GROUP 8

#### BASE

Wood: Solid ash natural, stained, special colors possible on request

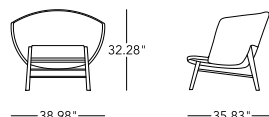
#### FABRICS

COM  
COL

Graded in Fabric programs also available with Kvadrat, Camira Ultra Fabrics and more, please ask a representative for assistance


### DIMENSIONS

Weight:	25 lb
Width (inches):	38,98"
Depth (inches):	35,83"
Height (inches):	32,28"
Seat height (inches):	14,17"
COM (yrd):	6,45
COL (sqf):	115,17





Lorenz \* Kaz

**Coco****ARMCHAIR WITH BASE IN CHROME PLATED STEEL OR VARNISHED BLACK**

Coco fascinates with its classical but nevertheless modern lines. The strength of the shell contrasts harmonically with the easy lightness of the inserted cushion-elements. The clarity of the outer lines connects with the comfort and cosiness of the Savoir Vivre. The name says it all; it stands for Coco Chanel's elegance and cosmopolitan openness as well as the safety of a closed coconut. The variety of fabrics and leathers available make sure that Coco is an ideal choice for a wide variety of environments, from elegant clubbing atmospheres to modern entry and waiting areas. Coco is a collection that doesn't try to stand



# Coco

COC1-AA-062-1

**ARMCHAIR WITH ROTATING BASE AND VARNISHED SHELL**

**FINISHES GROUP 8**

**BASE**

Metal: chrome plated steel

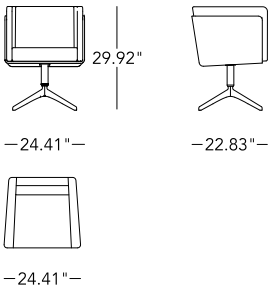
**FABRICS**

COM  
COL

Graded in Fabric programs also available with Kvadrat, Camira Ultra Fabrics and more, please ask a representative for assistance

**DIMENSIONS**

Weight:	24 lb
Width (inches):	24,41"
Depth (inches):	22,83"
Height (inches):	29,92"
Seat height (inches):	18,5"
COM (yrd):	2,19
COL (sqf):	38,75



complete list of versions/options also visible on our price list and on [ad.dzineelements.com](http://ad.dzineelements.com)

COC1-AA-062-1  
COC1-AA-062-2  
COC1-AA-062-4  
COC1-AA-062-3  
COC1-AA-080-2  
COC1-AA-080-4



COC1-AA-062-2

**ARMCHAIR WITH ROTATING BASE AND UPHOLSTERED SHELL**

**FINISHES GROUP 8**

**BASE**

Metal: chrome plated steel

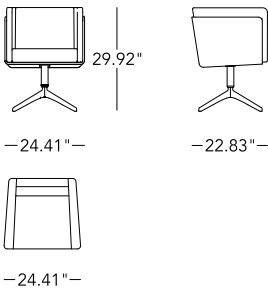
**FABRICS**

COM  
COL

Graded in Fabric programs also available with Kvadrat, Camira Ultra Fabrics and more, please ask a representative for assistance

**DIMENSIONS**

Weight:	24 lb
Width (inches):	24,41"
Depth (inches):	22,83"
Height (inches):	29,92"
Seat height (inches):	18,5"
COM (yrd):	3,28
COL (sqf):	58,13



COC1-AA-062-4

**ARMCHAIR WITH ROTATING, CHROME PLATED STEEL BASE AND UPHOLSTERED SHELL**

**FINISHES GROUP 8**

**BASE**

Metal: varnished black

**SHELL**

Varnished: white, black

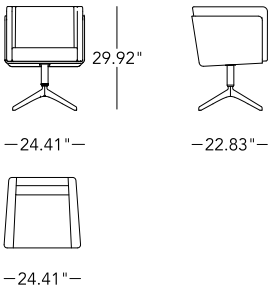
**FABRICS**

COM  
COL

Graded in Fabric programs also available with Kvadrat, Camira Ultra Fabrics and more, please ask a representative for assistance

**DIMENSIONS**

Weight:	24 lb
Width (inches):	24,41"
Depth (inches):	22,83"
Height (inches):	29,92"
Seat height (inches):	18,5"
COM (yrd):	3,28
COL (sqf):	58,13



Roger Webb Associates

# Court



## ARMCHAIR WITH ROTATING BASE

Designed to be architecturally precise, with a formal, sharp, defined form, Court has a soft centre inviting you to relax. A soft seat cushion and a sprung back support provide the correct support. The chairs can be arranged in rows or casual groups for use in reception areas, waiting lounges and breakout zones. The chair is supported on a minimal swivel pedestal base or alternatively a chrome tubular leg structure. A wide range of fabrics and textures combined with colour can make the chair sophisticated or playful.



# Court

COU1-AA-064-1

**ARMCHAIR WITH ROTATING  
QUADRATIC BASE**

**FINISHES GROUP 8**

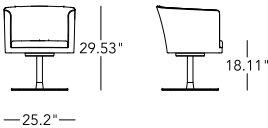
**BASE**  
Varnished aluminium RAL9006

**FABRICS**

COM  
COL  
Graded in Fabric programs also available with  
Kvadrat, Camira Ultra Fabrics and more, please  
ask a representative for assistance

**DIMENSIONS**

Weight:	29 lb
Width (inches):	25,2"
Height (inches):	29,53"
Seat height (inches):	18,11"
Arm height (inches):	181
COM (yrd):	2,62
COL (sqf):	47,36



complete list of  
versions/options  
also visible on  
our price list and on  
[ad.dzineelements.com](http://ad.dzineelements.com)

COU1-AA-064-1  
COU0-MECC-0



COU0-MECC-0

**ADDITIONAL CHARGE FOR ROTATION**

**DIMENSIONS**





Ermann Czech

# Czech



## STEAM BENT BEECH WOOD CHAIR

Designed in 1994, the Hermann Czech chair represents the turning point of modern furniture towards the passion of reminiscence and intimacy: a contemporary design that evokes memories of times gone by. An ideal way of maintaining continuity with the late XIXth century style. 'Czech' adapts the harmony of steam bent beech wood to its pure and abstract design, which is further enhanced by the various finishes available. Solid and hardwearing, this chair is also available in a padded version, with or without armrests. The seat frame is curved from a single piece of wood, and supported by an arched structure giving it greater stability and strength. Plastic protection caps.





# Czech

## SDCZECLGN

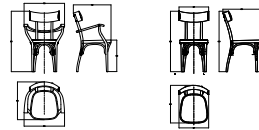
### STEAM BENT BEECH WOOD CHAIR

#### FINISHES GROUP 6



#### DIMENSIONS

Weight:	7,7 lb
Width (inches):	20.9"
Depth (inches):	20.9"
Height (inches):	33.4"
Seat height (inches):	17.7"



complete list of versions/options also visible on our price list and on [ad.dzineelements.com](http://ad.dzineelements.com)

SDCZECLGN

SDCZECTES

PTCZECLGN

PTCZECTES

## SDCZECTES

### UPHOLSTERED STEAM BENT BEECH WOOD CHAIR

#### FINISHES GROUP 6

#### FRAME FINISHES

Wood: B01, B02, B03, B04

Classic: C01 - RAL 9005, C02 - RAL 9010

Contemporary: D01 - RAL 1013, D02 - RAL 7047, D03 - RAL 7030, D04 - RAL 6014, D05 - RAL 7032, D06 - RAL 7033, D07 - RAL 1027, D08 - RAL 1032, D09 - RAL 2004, D10 - RAL 3000, D11 - RAL 7000, D12 - RAL 7031, D13 - RAL 8019, D14 - RAL 3005, D15 - RAL 5020

#### FABRICS

COM

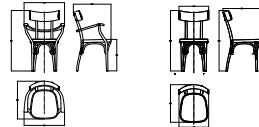
COL

Graded in Fabric programs also available with Kvadrat, Camira Ultra fabrics and more, please ask a representative for assistance



#### DIMENSIONS

Weight:	8,8 lb
Width (inches):	20.9"
Depth (inches):	20.9"
Height (inches):	33.4"
Seat height (inches):	17.7"
COM (yrd):	0,55
COL (sqf):	2,72



## PTCZECLGN

### STEAM BENT BEECH WOOD ARMCHAIR

#### FINISHES GROUP 6

#### FRAME FINISHES

Wood: B01, B02, B03, B04

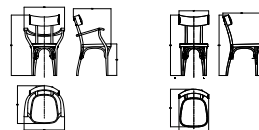
Classic: C01 - RAL 9005, C02 - RAL 9010

Contemporary: D01 - RAL 1013, D02 - RAL 7047, D03 - RAL 7030, D04 - RAL 6014, D05 - RAL 7032, D06 - RAL 7033, D07 - RAL 1027, D08 - RAL 1032, D09 - RAL 2004, D10 - RAL 3000, D11 - RAL 7000, D12 - RAL 7031, D13 - RAL 8019, D14 - RAL 3005, D15 - RAL 5020



#### DIMENSIONS

Weight:	9,9 lb
Width (inches):	22.8"
Depth (inches):	21.3"
Height (inches):	33.9"
Seat height (inches):	17.7"
Arm height (inches):	26.4"



**ROSSIN****Dada****COFFEE TABLE WITH GLASS OR  
PLYWOOD TOP**

Frame in solid wood and plywood, belts and polyurethane foam covered with fibre wadding; backcushions in foam-rubber and down; removable fabric-cover; metal feet chrome plated.

# Dada

DAA1-AA-085-0

## UPHOLSTERED ARMCHAIR

### FINISHES GROUP 8

#### FEET

Chrome plated

#### FABRICS

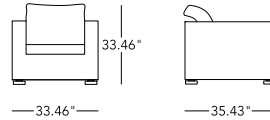
COM

COL

Graded in Fabric programs also available with Kvadrat, Camira Ultra Fabrics and more, please ask a representative for assistance

### DIMENSIONS

Width (inches): 33,46"  
Height (inches): 33,46"  
COM (yrd): 6,56  
COL (sqf): 116,25



complete list of  
versions/options  
also visible on  
our price list and on  
[ad.dzineelements.com](http://ad.dzineelements.com)

DAA1-AA-085-0



Luca Scacchetti

# Dafne



## CHAIR WITH WOOD FRAME

Frame in solid wood and plywood; belts and flame retardant polyurethan foam covered with fibre wadding; fixed cover (low back without armrests also available with removable cover \*); feet in aluminium satin finish.



# Dafne

DAF1-00-070-1

## CHAIR WITH LOW BACKREST

### FINISHES GROUP 8

#### FEET

Aluminum

#### FABRICS

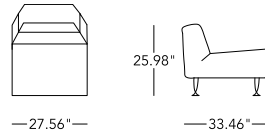
COM

COL

Graded in Fabric programs also available with Kvadrat, Camira Ultra Fabrics and more, please ask a representative for assistance

### DIMENSIONS

Weight:	16 lb
Width (inches):	27,56"
Depth (inches):	33,46"
Height (inches):	25,98"
Seat height (inches):	21,65"
COM (yrd):	2,19
COL (sqf):	38,75



complete list of versions/options also visible on our price list and on [ad.dzineelements.com](http://ad.dzineelements.com)

DAF1-00-070-1

DAF1-00-070-2

DAF1-AA-098-1

DAF1-AA-098-2



DAF1-00-070-2

## CHAIR WITH MIDDLE BACKREST

### FINISHES GROUP 8

#### FEET

Aluminum

#### FABRICS

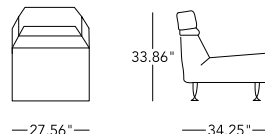
COM

COL

Graded in Fabric programs also available with Kvadrat, Camira Ultra Fabrics and more, please ask a representative for assistance

### DIMENSIONS

Weight:	20 lb
Width (inches):	27,56"
Depth (inches):	34,25"
Height (inches):	33,86"
Seat height (inches):	21,65"
COM (yrd):	3,39
COL (sqf):	60,28



DAF1-AA-098-1

## ARMCHAIR WITH LOW BACKREST AND ARMESTS

### FINISHES GROUP 8

#### FEET

Aluminum

#### FABRICS

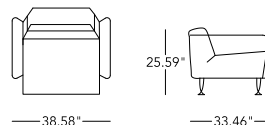
COM

COL

Graded in Fabric programs also available with Kvadrat, Camira Ultra Fabrics and more, please ask a representative for assistance

### DIMENSIONS


Weight:	22 lb
Width (inches):	38,58"
Depth (inches):	33,46"
Height (inches):	25,59"
Seat height (inches):	21,65"
COM (yrd):	4,81
COL (sqf):	86,11





Rossin Design

# Deco



## ARMCHAIR WITH WOOD FRAME

Frame in solid wood and plywood; polyurethane foam covered with fibre wadding; fixed cover; feet in metal chrome plated.

# Deco

DEC1-AA-077-0

**UPHOLSTERED ARMCHAIR**

**FINISHES GROUP 8**

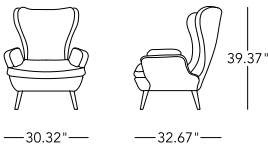
**FEET**  
Metal chrome plated

**FABRICS**

COM  
COL  
Graded in Fabric programs also available with Kvadrat, Camira Ultra Fabrics and more, please ask a representative for assistance

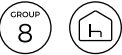
**DIMENSIONS**

Width (inches):	30,32"
Depth (inches):	32,67"
Height (inches):	39,37"
Seat depth (inches):	20,47"
Seat height (inches):	17,71"
COM (yrd):	4,37
COL (sqf):	77,5



complete list of versions/options also visible on our price list and on [ad.dzineelements.com](http://ad.dzineelements.com)

DEC1-AA-077-0



Erla Sólveig Oskarsdóttir

# Dimon



## ARMCHAIR WITH METAL FEET

Frame in solid wood and plywood; belts and flame retardant polyurethane foam covered with fibre wadding; fixed cover; metal feet chrome plated; top of the coffee table in glass or in plywood veneered or laminated.

# Dimon

DIM1-AA-082-1

**UPHOLSTERED ARMCHAIR**

**FINISHES GROUP 8**

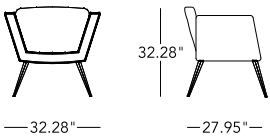
**FEET**  
Metal feet chrome plated

**FABRICS**

COM  
COL  
Graded in Fabric programs also available with Kvadrat, Camira Ultra Fabrics and more, please ask a representative for assistance

**DIMENSIONS**

Weight:	20 lb
Width (inches):	32,28"
Depth (inches):	27,95"
Height (inches):	32,28"
Seat height (inches):	18,5"
COM (yrd):	2,95
COL (sqf):	52,74



complete list of versions/options also visible on our price list and on [ad.dzineelements.com](http://ad.dzineelements.com)

DIM1-AA-082-1





Stirum Design

# Doublix



## MODULAR AND STACKABLE CHAIR

Doublix is the new chair designed by Stirum Design. Its line is squared, with a large seat and comfortable armrests which provide an enveloping seating experience. Solid and functional, Doublix stands out thanks to its modular stackable nature. Doublix is designed for both indoor and outdoor spaces and especially for the contract world. The interlocking armrests connect the chairs into a series of seats, ideal for modern public spaces.

# Doublix

DOU040

CHAIR IN POLYETHYLENE, MATT OR LACQUERED, DIM. 24" X 22.4" X 34.6"

FINISHES GROUP 4

Polyethylene Standard: FB, FC, FD, FE, FG, FH, FR, FT

Polyethylene Lacquered: QA/MF, QB/MQ, QC/MP, QD/MN, QG/MK, QH/MI, QM/MY, QO/MZ, QR/MW, QS/MX

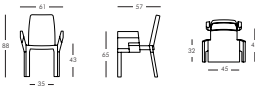
To order the item please use the following codes:

SD DOU040: Polyethylene Standard

SL DOU040: Polyethylene Lacquered

DIMENSIONS

Weight:	22 lb
Width (inches):	22.4"
Depth (inches):	24"
Height (inches):	34.6"



complete list of versions/options also visible on our price list and on [ad.dzineelements.com](http://ad.dzineelements.com)

DOU040



Downtown

# Downtown Chair



CHAIR WITH WOOD FEET

# Downtown Chair

DOW1-00-043-1

## CHAIR WITH WOOD FEET

### FINISHES GROUP 8

#### LEGS

Wood: R1, R2, R3, R4, R5

#### FABRICS

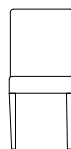
COM

COL

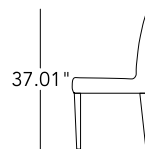
Graded in Fabric programs also available with Kvadrat, Camira Ultra Fabrics and more, please ask a representative for assistance

### DIMENSIONS

Weight:	7 lb
Width (inches):	16,93"
Depth (inches):	21,65"
Height (inches):	37,01"
Seat depth (inches):	15,75"
Seat height (inches):	18,9"
COM (yrd):	1,09
COL (sqf):	19,38



-16.93"-



-21.65"-

complete list of versions/options also visible on our price list and on [ad.dzineelements.com](https://ad.dzineelements.com)

DOW1-00-043-1  
DOW1-00-043-2  
DOW1-AA-068-0  
DOW1-AA-106-1  
DOW1-AA-136-1  
DOW1-AA-120-2  
DOW1-AA-150-2



DOW1-00-043-2

## CHAIR WITH METAL FEET

### FINISHES GROUP 8

#### LEGS

Metal

#### FABRICS

COM

COL

Graded in Fabric programs also available with Kvadrat, Camira Ultra Fabrics and more, please ask a representative for assistance

### DIMENSIONS

Weight:	7 lb
Width (inches):	16,93"
Depth (inches):	21,65"
Height (inches):	37,01"
Seat depth (inches):	15,75"
Seat height (inches):	18,9"
COM (yrd):	1,09
COL (sqf):	19,38



DOW1-AA-068-0

## ARMCHAIR WITH METAL OR WOOD FEET

### FINISHES GROUP 8

#### FEET

Metal

Wood: R1, R2, R3, R4, R5

#### FABRICS

COM

COL

Graded in Fabric programs also available with Kvadrat, Camira Ultra Fabrics and more, please ask a representative for assistance

### DIMENSIONS

Weight:	29 lb
Width (inches):	26,77"
Depth (inches):	27,56"
Height (inches):	29,53"
Seat depth (inches):	20,47"
Seat height (inches):	18,5"
COM (yrd):	4,16
COL (sqf):	74,27





SLIDE Studio

# Easy chair



## REINVENTED TRADITIONAL CHAIR

Easy Chair re-invents a traditional armchair in a playful way, perfectly combining form and functionality. Easy Chair, is made of polyethylene by means of rotational moulding.



# Easy chair

PUF001

**ARMCHAIR IN POLYETHYLENE,  
LIGHTING, DIM. 31.5" X 23.6" X 27.6"**

## FINISHES GROUP 4

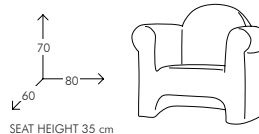
Polyethylene Standard: FB, FC, FD, FE, FG, FH, FR, FT  
Polyethylene Lighting: LA, LB, LC, LD, LL, LR, LS  
Polyethylene Lacquered: QA/MF, QB/MQ, QC/MP, QD/MN, QG/MK, QH/MI, QM/MY, QO/MZ, QR/MW, QS/MX

To order the item please use the following codes:

SD PUF001: Polyethylene Standard  
LP PUF001: Polyethylene Lighting  
SL PUF001: Polyethylene Lacquered

## DIMENSIONS

Weight:	26.4 lb
Width (inches):	31.5"
Depth (inches):	23.6"
Height (inches):	27.6"
Seat height (inches):	13.8"



complete list of  
versions/options  
also visible on  
our price list and on  
[ad.dzineelements.com](http://ad.dzineelements.com)

PUF001



Rossin

# Elisabetta



ARMCHAIR WITH WOOD LEGS

# Elisabetta

ELI1-AA-059-0

## ARMCHAIR WITH WOODEN LEGS

### FINISHES GROUP 8

#### LEGS

Wood: R1, R2, R3, R4, R5

#### FABRICS

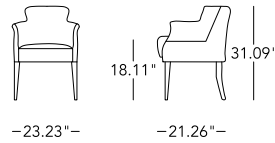
#### COM

#### COL

Graded in Fabric programs also available with Kvadrat, Camira Ultra Fabrics and more, please ask a representative for assistance

### DIMENSIONS

Weight:	9 lb
Width (inches):	23,23"
Depth (inches):	21,26"
Height (inches):	31,1"
Seat depth (inches):	18,11"
Seat height (inches):	18,11"
COM (yrd):	1,64
COL (sqf):	29,06



complete list of versions/options also visible on our price list and on [ad.dzineelements.com](http://ad.dzineelements.com)

ELI1-AA-059-0





WERTHER TOFFOLONI

# Elpis



**FULLY UPHOLSTERED CHAIR WITH  
LEGS IN WOOD**

Beech wooden base - fully upholstered.



# Elpis

## ELPIS PL

### FULLY UPHOLETERED ARMCHAIR WITH EDGES IN WOOD

#### FINISHES GROUP 5

##### FRAME FINISHES

Wood: AC01, AC06, AC07, AC15, AC17, AC18, AC21, AC50

##### FABRICS

COM

COL

Graded in Fabric programs also available with Kvadrat, Camira Ultra Fabrics and more, please ask a representative for assistance

#### DIMENSIONS

Weight:	33 lb
Width (inches):	27.95"
Depth (inches):	27.95"
Height (inches):	27.55"
Seat width (inches):	24.2"
Seat height (inches):	17"
COM (yrd):	3,45
COL (sqf):	63

complete list of versions/options also visible on our price list and on [ad.dzineelements.com](https://ad.dzineelements.com)

ELPIS PL  
ELPIS PLDELUXE  
ELPIS X  
ELPIS XCAP  
ELPIS XI  
ELPIS XB



## ELPIS PLDELUXE

### FULLY UPHOLETERED ARMCHAIR

#### FINISHES GROUP 5

##### FRAME FINISHES

Wood: AC01, AC06, AC07, AC15, AC17, AC18, AC21, AC50

##### FABRICS

COM

COL

Graded in Fabric programs also available with Kvadrat, Camira Ultra Fabrics and more, please ask a representative for assistance

#### DIMENSIONS

Weight:	35.2 lb
Width (inches):	27.95"
Depth (inches):	27.95"
Height (inches):	31.49"
Seat width (inches):	24.2"
Seat height (inches):	17"
COM (yrd):	3,65
COL (sqf):	66



## ELPIS X

### FULLY UPHOLSTERED SIDE CHAIR WITH LEGS IN WOOD

#### FINISHES GROUP 5

##### FRAME FINISHES

Wood: AC01, AC06, AC07, AC15, AC17, AC18, AC21, AC50

##### FABRICS

COM

COL

Graded in Fabric programs also available with Kvadrat, Camira Ultra Fabrics and more, please ask a representative for assistance

#### DIMENSIONS

Weight:	14,5 lb
Width (inches):	19.68"
Depth (inches):	21.65"
Height (inches):	33.85"
Seat width (inches):	17.91"
Seat height (inches):	21.25"
COM (yrd):	1,21
COL (sqf):	22



WERTHER TOFFOLONI

# Elpis Handle



## FULLY UPHOLSTERED CHAIR WITH LEGS IN WOOD WITH HANDLE

Beech wooden base - fully upholstered.





# Elpis Handle

## ELPIS CAP

### FULLY UPHOLETERED ARMCHAIR WITH LEGS IN WOOD AND HANDLE ON THE BACK

#### FINISHES GROUP 5

##### FRAME FINISHES

Wood: AC01, AC06, AC07, AC15, AC17, AC18, AC21, AC50

##### FABRICS

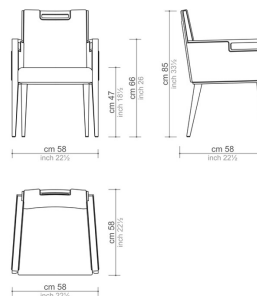
COM

COL

Graded in Fabric programs also available with Kvadrat, Camira Ultra Fabrics and more, please ask a representative for assistance

#### DIMENSIONS

Weight:	22 lb
Width (inches):	22.8"
Depth (inches):	22.8"
Height (inches):	33.85"
Seat width (inches):	19.66"
Seat height (inches):	18.5"
COM (yrd):	2
COL (sqf):	38



complete list of versions/options also visible on our price list and on [ad.dzineelements.com](http://ad.dzineelements.com)

ELPIS CAP

ELPIS S

ELPIS SB

ELPIS SL



## ELPIS S

### FULLY UPHOLSTERED SIDE CHAIR WITH HANDLE ON THE BACK

#### FINISHES GROUP 5

##### FRAME FINISHES

Wood: AC01, AC06, AC07, AC15, AC17, AC18, AC21, AC50

##### FABRICS

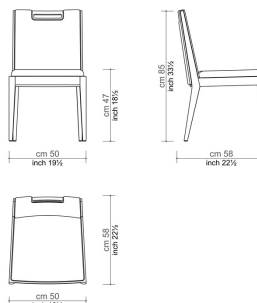
COM

COL

Graded in Fabric programs also available with Kvadrat, Camira Ultra Fabrics and more, please ask a representative for assistance

#### DIMENSIONS

Weight:	14,5 lb
Width (inches):	19.68"
Depth (inches):	21.65"
Height (inches):	33.85"
Seat width (inches):	17.91"
Seat height (inches):	21.25"
COM (yrd):	1,21
COL (sqf):	22



## ELPIS SB

### FULLY UPHOLSTERED ARMCHAIR WITH HANDLE ON THE BACK

#### FINISHES GROUP 5

##### FRAME FINISHES

Wood: AC01, AC06, AC07, AC15, AC17, AC18, AC21, AC50

##### FABRICS

COM

COL

Graded in Fabric programs also available with Kvadrat, Camira Ultra Fabrics and more, please ask a representative for assistance

#### DIMENSIONS

Weight:	17,6 lb
Width (inches):	22.44"
Depth (inches):	21.65"
Height (inches):	33.85"
Seat width (inches):	17.91"
Seat height (inches):	21.25"
Arm height (inches):	26.37"
COM (yrd):	1,21
COL (sqf):	22



Setacomincini

# Estrosa



## ALUMINIUM SEAT AND BACK SLEDGE

Chair with frame in chromed or painted steel, seat and back in anodized aluminum extrusion. Skid frame (also stool and bench version) or 4 legs.

### ACCESSORIES

Trolley for moving chairs.





# Estrosa

1010

## ALUMINIUM SEAT AND BACK SLEDGE

### FINISHES GROUP 1

#### SEAT FINISHES

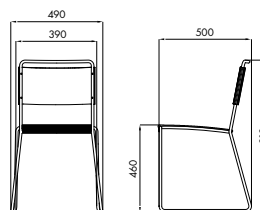
Aluminium: AU01, AU02, AU03, AU04, AU05, AU06, AU07, AU08

#### FRAME FINISHES

Metal: VN, VA  
Chrome: CR

### DIMENSIONS

Weight:	30.86 lb
Width (inches):	19.29"
Depth (inches):	19.68"
Height (inches):	31.89"
Seat width (inches):	15.35"
Seat height (inches):	18.11"



complete list of versions/options also visible on our price list and on [ad.dzineelements.com](http://ad.dzineelements.com)

1010  
1011  
10ACC03



1011

## ALUMINIUM SEAT AND BACK 4 LEGS

### FINISHES GROUP 1

#### SEAT FINISHES

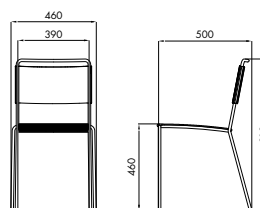
Aluminium: AU01, AU02, AU03, AU04, AU05, AU06, AU07, AU08

#### FRAME FINISHES

Metal: VN, VA  
Chrome: CR

### DIMENSIONS

Weight:	30.86 lb
Width (inches):	18.11"
Depth (inches):	19.68"
Height (inches):	31.89"
Seat width (inches):	15.35"
Seat height (inches):	18.11"



Jorge Najera

# Exofa



## COMFORTABLE CHAIR

Exofa is the new SLIDE chair. Practical and solid, it has a minimal design that complements a great attention to details, making it the chair item for any occasion. The backrest profile is shaped and slightly curved, making Exofa especially inviting and comfortable. It is handy and easy to use in outdoor spaces, such as gardens and terraces, gaining an undisputed leading role in both home and publi



# Exofa

EXO050

**ARMCHAIR**

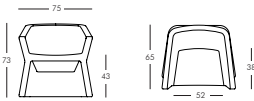
**FINISHES GROUP 4**

Polyethylene Standard: FB, FC, FD, FE, FG, FH, FR, FT  
Polyethylene Lacquered: QA/MF, QB/MQ, QC/MP, QD/MN, QG/MK, QH/MI, QM/MY, QO/MZ, QR/MW, QS/MX

To order the item please use the following codes:  
SD EXO050: Polyethylene Standard  
SL EXO050: Polyethylene Lacquered

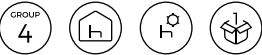
**DIMENSIONS**

Weight:	26.4 lb
Width (inches):	29.5"
Depth (inches):	25.6"
Height (inches):	28.7"
Seat width (inches):	20.5"
Seat depth (inches):	15"
Seat height (inches):	16.9"



complete list of versions/options also visible on our price list and on [ad.dzineelements.com](http://ad.dzineelements.com)

EXO050



Carlo Colombo

# Femme



## ARMCHAIR WITH FABRIC UPHOLSTERY AND METAL FRAME

The Femme is the pinnacle of sophistication and comfort combined to form an armchair. This armchair will surely compliment and elevate the ambiance of a room.



# Femme

11418

**SLEEK ARMCHAIR WITH FABRIC  
UPHOLSTERY AND METAL FRAME.**

**FINISHES GROUP 7**

**FEET**

Chromed Metal

**FABRICS**

**COM**

Graded in Fabric programs also available with  
Kvadrat, Camira Ultra Fabrics and more, please  
ask a representative for assistance

## **DIMENSIONS**

Weight:	112,44 lb
Width (inches):	40"
Depth (inches):	38.75"
Height (inches):	31.50"
Seat height (inches):	15.75"
Arm height (inches):	22"
COM (yrd):	86,1

complete list of  
versions/options  
also visible on  
our price list and on  
**ad.dzineelements.com**

11418





Rossin Design

**Free****ARMCHAIR WITH WOOD FRAME**

Frame in solid wood and plywood, belts and polyurethane foam covered with fibre wadding; backcushions in foam-rubber and down; backcushions adjustable in height; removable fabric-cover; available with wooden feet in cherry or wengè stained as well as oak

# Free

FRE1-AA-090-0

**UPHOLSTERED ARMCHAIR**

**FINISHES GROUP 8**

**FEET**

Wood: cherry, wenge stained, oak

**FABRICS**

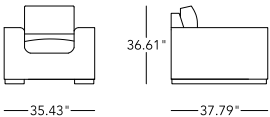
COM

COL

Graded in Fabric programs also available with Kvadrat, Camira Ultra Fabrics and more, please ask a representative for assistance

**DIMENSIONS**

Width (inches):	25,43"
Depth (inches):	37,79"
Height (inches):	36,61"
Seat height (inches):	16,14"
COM (yrd):	6,56
COL (sqf):	116,25



complete list of versions/options also visible on our price list and on [ad.dzineelements.com](http://ad.dzineelements.com)

FRE1-AA-090-0



Mario Mazzer

# Gesto



## UPHOLSTERED CHAIR

Chair in foamed polyurethane with an internal steel structure.  
Upholstered in leather or linings from sample book.

# Gesto

1100

**UPHOLSTERED CHAIR**

**FINISHES GROUP 1**

**FABRICS**

COM

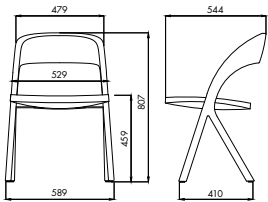
COL

Graded in Fabric programs also available with Kvadrat, Camira Ultra Fabrics and more, please ask a representative for assistance



**DIMENSIONS**

Weight:	24.25 lb
Width (inches):	21.42"
Depth (inches):	23.19"
Height (inches):	31.78"
Seat width (inches):	20.83"
Seat height (inches):	18.08"
COM (yrd):	1,75
COL (sqf):	31,215



complete list of versions/options also visible on our price list and on [ad.dzineelements.com](http://ad.dzineelements.com)

1100

Paola Vella

# Gina



## ARMCHAIR

Structure: wood and metal; seat upholstery: shaped polyurethane in differentiated density; springing: metal.



# Gina

2260

**ARMCHAIR**

**FINISHES GROUP 7**

**FRAME FINISHES**

Wood: beech wood, walnut stained, black  
laquered

**FABRICS**

COM  
COL

Graded in Fabric programs also available with  
Kvadrat, Camira Ultra Fabrics and more, please  
ask a representative for assistance

**DIMENSIONS**

Weight:	44,03 lb
Width (inches):	29"
Depth (inches):	36"
Height (inches):	32.75"
Seat height (inches):	15.75"
Arm height (inches):	19.75"
COM (yrd):	3,49
COL (sqf):	53,8



complete list of  
versions/options  
also visible on  
our price list and on  
[ad.dzineelements.com](http://ad.dzineelements.com)

2260



Marc Sadler

# Gloria



## STACKABLE CHAIR

SLIDE diversifies its materials and production processes, gambling on a furnishing classic - a chair. Marc Sadler's expertise gives birth to Gloria, something truly new in the SLIDE's catalogue: it's first chair with a body made of polypropylene by means of injection moulding. Lightweight, colourful and stackable, Gloria features an embossed texture and a powdercoated metal chassis in the same shade as the body.



# Gloria

GLR080

**CHAIR**

**FINISHES GROUP 4**

Polypropylene: RC, RE, RH, RT

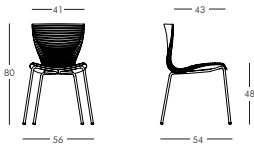
To order the item please use the following codes:

SD GLR080: Polypropylene



**DIMENSIONS**

Weight:	13.2 lb
Width (inches):	22"
Depth (inches):	21.2"
Height (inches):	31.5"
Seat width (inches):	16.1"
Seat depth (inches):	16.9"
Seat height (inches):	18.9"



complete list of versions/options also visible on our price list and on [ad.dzineelements.com](http://ad.dzineelements.com)

GLR080  
GLB080

GLB080

**CHAIR WITH ARMRESTS**

**FINISHES GROUP 4**

Polypropylene: RC, RE, RH, RT

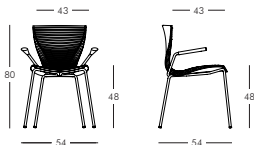
To order the item please use the following codes:

SD GLB080: Polypropylene



**DIMENSIONS**

Weight:	13.2 lb
Width (inches):	22"
Depth (inches):	21.2"
Height (inches):	31.5"
Seat width (inches):	16.1"
Seat depth (inches):	16.9
Seat height (inches):	18.9"





Front

# HideOut Lounge Chair



## STEAM BENT BEECH WOOD LOUNGE CHAIR

The Swedish design trio Front has designed a lounge chair which combines comfort and design sophistication, resulting in an original renewal of the stylistic features of the brand. HideOut has a square steam-bent solid beech structure and is enriched by a large and comfortable seat which is upholstered like the central part of the backrest. A wide embrace, ascending upwards with woven cane parts, defining the rounded profile of the armrests, which protrude over the seat. An enveloping and intimate space, recreated through the unique elegance of HideOut.



# HideOut Lounge Chair

PLHIDETES

## STEAM BENT BEECH WOOD LOUNGE CHAIR

### FINISHES GROUP 6

#### FRAME FINISHES

Classic: C01 - RAL 9005, C02 - RAL 9010

#### FABRICS

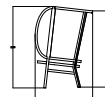
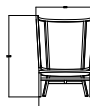
COM

COL

Graded in Fabric programs also available with Kvadrat, Camira Ultra fabrics and more, please ask a representative for assistance

### DIMENSIONS

Weight:	35,27 lb
Width (inches):	29,9"
Depth (inches):	31,7"
Height (inches):	45,8"
Seat width (inches):	29,9"
Seat height (inches):	17,7"
COM (yrd):	2,19
COL (sqf):	43,16



complete list of versions/options also visible on our price list and on [ad.dzineelements.com](http://ad.dzineelements.com)

PLHIDETES





GTV

# Hot



## CHROME-PLATED AND BEECH WOOD CHAIR OR ARMCHAIR

A structure in chrome-plated steel and body in beech plywood with or without arms in solid wood. All the chairs and armchairs are available in either wood or in an upholstered version. The upholstery is available only in the front part of seat and back with a visible wood frame. They can be accessorised with a hook system that enables them to be aligned.



# Hot

## SDHOTLGN

### CHROME-PLATED AND BEECH WOOD CHAIR

#### FINISHES GROUP 6

##### LEGS FINISHES

Chrome

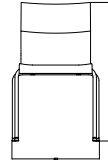
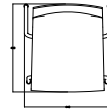
##### SEAT FINISHES

Plywood



#### DIMENSIONS

Weight:	15,43 lb
Width (inches):	17,3"
Depth (inches):	18,9"
Height (inches):	35,4"
Seat width (inches):	16,7"
Seat height (inches):	17,7"



complete list of versions/options also visible on our price list and on [ad.dzineelements.com](http://ad.dzineelements.com)

SDHOTLGN  
SDHOTTES  
PTHOTLGN  
PTHOTTES

## SDHOTTES

### CHROME-PLATED AND BEECH WOOD CHAIR WITH UPHOLSTERED SEAT

#### FINISHES GROUP 6

##### LEGS FINISHES

Chrome

##### SEAT FINISHES

Plywood

##### FABRICS

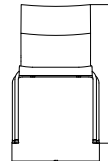
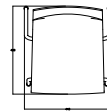
COM

COL



#### DIMENSIONS

Weight:	15,43 lb
Width (inches):	17,3"
Depth (inches):	18,9"
Height (inches):	35,4"
Seat width (inches):	16,7"
Seat height (inches):	17,7"
COM (yrd):	1,09
COL (sqf):	10,7



## PTHOTLGN

### CHROME-PLATED AND BEECH WOOD ARMCHAIR

#### FINISHES GROUP 6

##### LEGS FINISHES

Chrome

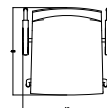
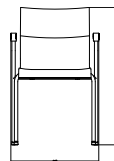
##### SEAT FINISHES

Plywood



#### DIMENSIONS

Weight:	17,64 lb
Width (inches):	17,3"
Depth (inches):	18,9"
Height (inches):	35,4"
Seat width (inches):	16,7"
Seat height (inches):	17,7"
Arm height (inches):	26"



Claesson Koivisto Rune

Hug



### UPHOLSTERED ARMCHAIR

Structure and base in metal. Details, solid wood in walnut Canaletto, wengè stained, oak or chocolate. Seat and backrest: upholstery in moulded polyurethane foam, polyester slip cover. Springing elastic straps. Feet in plastic, adjustable in height.



# Hug

2834

## SMALL UPHOLSTERED ARMCHAIR

### FINISHES GROUP 7

#### FRAME FINISHES

Laquered metal: white, black, gun metal grey

Optional laquered colors: burnished, yellow RAL 1032, laguna RAL 6034, red RAL 3020, ruby red RAL 3003, blue RAL 5010, dark blue RAL 5011

Wooden details: walnut Canaletto, wengè, oak, chocolate

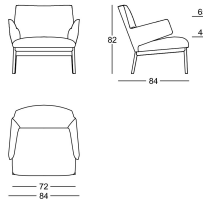
#### FABRICS

COM  
COL

Graded in Fabric programs also available with Kvadrat, Camira Ultra Fabrics and more, please ask a representative for assistance

### DIMENSIONS

Weight:	25,35 lb
Width (inches):	23"
Depth (inches):	25"
Height (inches):	31"
Seat height (inches):	17.75"
Arm height (inches):	25.25"
COM (yrd):	2,73
COL (sqf):	43,1



complete list of versions/options also visible on our price list and on [ad.dzineelements.com](http://ad.dzineelements.com)

2834



Rossin

# Imperial



ARMCHAIR WITH METAL FEET





# Imperial

IMP1-AA-071-0

## ARMCHAIR WITH FIXED COVER

### FINISHES GROUP 8

#### LEGS

Wood: R1, R2, R3, R4, R5

#### FABRICS

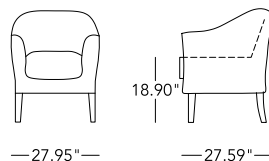
COM

COL

Graded in Fabric programs also available with Kvadrat, Camira Ultra Fabrics and more, please ask a representative for assistance

### DIMENSIONS

Weight:	12 lb
Width (inches):	27,95"
Depth (inches):	27,56"
Height (inches):	31,5"
Seat depth (inches):	19,69"
Seat height (inches):	18,9"
COM (yrd):	3,28
COL (sqf):	58,13



complete list of versions/options also visible on our price list and on [ad.dzineelements.com](http://ad.dzineelements.com)

IMP1-AA-071-0

IMP1-AA-071-1

IMP1-AA-071-2



IMP1-AA-071-1

## ARMCHAIR WITH REMOVABLE COVER

### FINISHES GROUP 8

#### LEGS

Wood: R1, R2, R3, R4, R5

#### FABRICS

COM

COL

Graded in Fabric programs also available with Kvadrat, Camira Ultra Fabrics and more, please ask a representative for assistance

### DIMENSIONS

Weight:	12 lb
Width (inches):	27,95"
Depth (inches):	27,56"
Height (inches):	31,5"
Seat depth (inches):	19,69"
Seat height (inches):	18,9"
COM (yrd):	3,28
COL (sqf):	58,13



IMP1-AA-071-2

## ARMCHAIR WITH REMOVABLE COVER AND SKIRT

### FINISHES GROUP 8

#### LEGS

Wood: R1, R2, R3, R4, R5

#### FABRICS

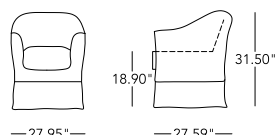
COM

COL

Graded in Fabric programs also available with Kvadrat, Camira Ultra Fabrics and more, please ask a representative for assistance

### DIMENSIONS

Weight:	12 lb
Width (inches):	27,95"
Depth (inches):	27,56"
Height (inches):	31,5"
Seat depth (inches):	19,69"
Seat height (inches):	18,9"
COL (sqf):	38,75



Marc Sadler

# Isetta



## FUTURISTIC SEAT

Isetta, with its curves and aerodynamic shape creates a new futuristic seat concept. Realised in rigid polyurethane through injection moulding, Isetta extends the seat range in the SLIDE collection, with the intention to furnish domestic and contract spaces combining quality and comfort.



# Isetta

ISE060

LOW CHAIR

FINISHES GROUP 4

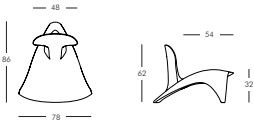
Polyurethane Lacquered: MF, MI, MK, MN, MP, MQ, MW, MX, MY, MZ, QA, QB, QC, QD, QG, QH, QM, QO, QR, QS

To order the item please use the following codes:  
SL ISE060: Polyurethane Lacquered



DIMENSIONS

Weight:	28.6 lb
Width (inches):	30.7"
Depth (inches):	33.8"
Height (inches):	24.4"
Seat width (inches):	18.9"
Seat depth (inches):	21.2"
Seat height (inches):	12.6"



complete list of versions/options also visible on our price list and on [ad.dzineelements.com](http://ad.dzineelements.com)

ISE060

Mario Mazzer

# Jo Collection



## COLORED POLYETHYLENE ARMCHAIR

Polyethylene armchair UV rays resistant. One or two colors, with soft padded seat and backrest or fully covered with hard leather. Linings from sample book. Stool version available.

### ACCESSORIES

Removable dress in water-repellent fabric.

# Jo Collection

2040

## COLORED POLYETHYLENE ARMCHAIR

### FINISHES GROUP 1

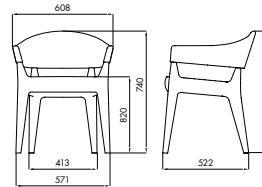
#### SEAT FINISHES

Polyethylene: A, B, R, S, VE, Y



### DIMENSIONS

Weight:	28.66 lb
Width (inches):	20.56"
Depth (inches):	22.49"
Height (inches):	29.14"
Seat width (inches):	16.26"
Seat depth (inches):	20.56"
Seat height (inches):	32.29"



complete list of versions/options also visible on our price list and on [ad.dzineelements.com](http://ad.dzineelements.com)

2040  
2041  
2043  
VS204

2041

## COLORED POLYETHYLENE UPHOLSTERED ARMCHAIR (JO SOFT)

### FINISHES GROUP 1

#### SEAT FINISHES

Polyethylene: A, B, R, S, VE, Y

#### FABRICS

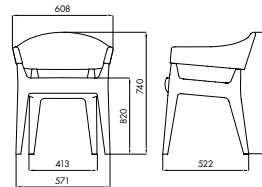
COM  
COL

Graded in Fabric programs also available with Kvadrat, Camira Ultra Fabrics and more, please ask a representative for assistance



### DIMENSIONS

Weight:	35.27 lb
Width (inches):	20.56"
Depth (inches):	22.49"
Height (inches):	29.14"
Seat width (inches):	16.26"
Seat depth (inches):	20.56"
Seat height (inches):	32.29"
COM (yrd):	1.312 - 1.531
COL (sqf):	26,91



2043

## HARD LEATHER ARMCHAIR (JO CUOINETTO)

### FINISHES GROUP 1

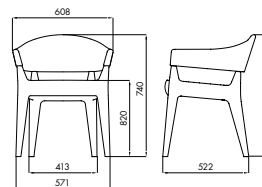
#### FABRICS

COL



### DIMENSIONS

Weight:	22.05 lb
Width (inches):	20.56"
Depth (inches):	22.49"
Height (inches):	29.14"
Seat width (inches):	16.26"
Seat depth (inches):	20.56"
Seat height (inches):	32.29"





Tria De design + Valèriegalli

# Julie



## CHAIR IN COLORED POLYPROPYLENE

### VERSIONS AND MATERIALS

Chair in homo-copolymer material, UV rays resistant. Air moulding technology.

### ACCESSORIES

Seat cushion, linings from sample book.

# Julie

1070

CHAIR IN COLORED POLYPROPYLENE

FINISHES GROUP 1

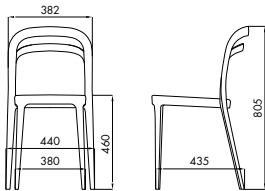
SEAT FINISHES

Polypropylene: B, BC, N, R, S, V, W



DIMENSIONS

Weight:	35.27 lb
Width (inches):	17.13"
Depth (inches):	17.33"
Height (inches):	31.7"
Seat width (inches):	14.97"
Seat height (inches):	18.12"



complete list of  
versions/options  
also visible on  
our price list and on  
[ad.dzineelements.com](http://ad.dzineelements.com)

1070  
F1070

Gianni Arnaudo

# Kalla



## GARDEN ARMCHAIR

Kalla is the perfect enriching chair for gardens and terraces. It combines practicality and lightness, comfort and elegance thanks to its large cushions. Kalla is a perfect blend of form and function, an unexpected element of light. Its luminous base makes it ethereal, the true protagonist of any space.



# Kalla

CAL050

ARMCHAIR

FINISHES GROUP 4

Polyethylene Standard: FB, FC, FD, FE, FG, FH, FR, FT

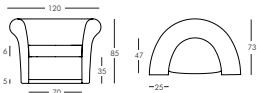
Polyethylene Lighting: LA  
Polyethylene Lacquered: QA/MF, QB/MQ, QC/MP, QD/MN, QG/MK, QH/MI, QM/MY, QO/MZ, QR/MW, QS/MX  
Cushion Polyurethane: PG, PI

To order the item please use the following codes:

SD CAL050: Polyethylene Standard  
LP CAL050: Polyethylene Lighting  
SL CAL050: Polyethylene Lacquered

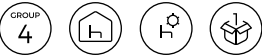
DIMENSIONS

Weight:	55.12 lb
Width (inches):	47.2"
Depth (inches):	28.7"
Height (inches):	33.5"
Seat width (inches):	27.5"
Seat depth (inches):	18.5"
Seat height (inches):	16.1"
Arm height (inches):	28.7"



complete list of versions/options also visible on our price list and on [ad.dzineelements.com](http://ad.dzineelements.com)

CAL050





Marc Sadler

# Kami Ichi



## SEAT

Kami Ichi recalls the tradition origami technique, which uses numerous kinds of cuts and folds as opposed to the few ones existing in the modern technique. A synthesis between abstraction and essential features that complement simplicity and elegance of proportions.





# Kami Ichi

ICH070

## LOW CHAIR

### FINISHES GROUP 4

Polyethylene Standard: FB, FC, FD, FE, FG, FH, FR, FT

Polyethylene Lighting: LA

Polyethylene Lacquered: QA/MF, QB/MQ, QC/MP, QD/MN, QG/MK, QH/MI, QM/MY, QO/MZ, QR/MW, QS/MX

To order the item please use the following codes:

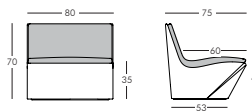
SD ICH070: Polyethylene Standard

LP ICH070: Polyethylene Lighting

SL ICH070: Polyethylene Lacquered

### DIMENSIONS

Weight:	33 lb
Width (inches):	31.5"
Depth (inches):	29.5"
Height (inches):	27.5"
Seat width (inches):	31.5"
Seat depth (inches):	23.6"
Seat height (inches):	15.7"



complete list of versions/options also visible on our price list and on [ad.dzineelements.com](http://ad.dzineelements.com)

ICH070

ICH071

ICH071

## CUSHION

### FINISHES GROUP 4

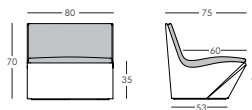
Polyurethane: PG, PI

To order the item please use the following codes:

SD ICH071: Polyurethane

### DIMENSIONS

Weight:	15.4 lb
Width (inches):	31.2"
Depth (inches):	29.3"
Height (inches):	1.9"



Marc Sadler

# Kami San



## ERGONOMIC ARMCHAIR

Kami San armchair recalls the traditional origami technique, which uses numerous kinds of cuts and folds as opposed to the few ones existing in the modern technique. The ergonomic morphology of the armrests creates a comfortable shape that adapts to the human body. A synthesis between abstraction and essential features that complement simplicity and elegance of proportions.

# Kami San

SAN070

**ARMCHAIR**

**FINISHES GROUP 4**

Polyethylene Standard: FB, FC, FD, FE, FG, FH, FR, FT

Polyethylene Lighting: LA  
Polyethylene Lacquered: QA/MF, QB/MQ, QC/MP, QD/MN, QG/MK, QH/MI, QM/MY, QO/MZ, QR/MW, QS/MX

To order the item please use the following codes:

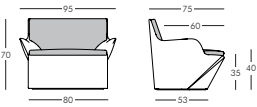
SD SAN070: Polyethylene Standard

LP SAN070: Polyethylene Lighting

SL SAN070: Polyethylene Lacquered

**DIMENSIONS**

Weight:	44 lb
Width (inches):	37.4"
Depth (inches):	29.5"
Height (inches):	27.5"
Seat width (inches):	31.5"
Seat depth (inches):	23.6"
Seat height (inches):	13.8"
Arm height (inches):	20.9"



complete list of versions/options also visible on our price list and on [ad.dzineelements.com](http://ad.dzineelements.com)

SAN070

SAN071

SAN071

**ARMCHAIR CUSHION**

**FINISHES GROUP 4**

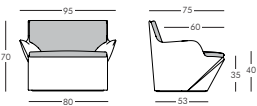
Polyurethane: PG, PI

To order the item please use the following codes:

SD SAN071: Polyurethane

**DIMENSIONS**

Weight:	44 lb
Height (inches):	2"



Martin Ballendat

L@p



#### ARMCHAIR WITH ROTATING BASE AND DECORATIVE ARM

This sculptural chair is characterised by an organic upholstered backrest offering a comfortable area to lean on and a horizontal surface for the use of laptops. Matching tables and par vents supplement these seats creating a completely new and futuristic office world with regeneration character.





L@P1-AA-097-1

**ARMCHAIR, ROUND BASE Ø 24 IN**

**FINISHES GROUP 8**

**BASE**

Stainless steel satin finished

**FABRICS**

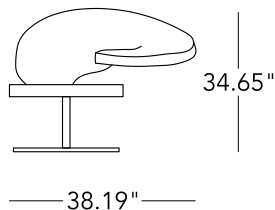
**COM**

**COL**

Graded in Fabric programs also available with Kvadrat, Camira Ultra Fabrics and more, please ask a representative for assistance

**DIMENSIONS**

Weight:	28 lb
Width (inches):	38,19"
Height (inches):	34,65"
Seat height (inches):	17,72"
COM (yrd):	2,84
COL (sqf):	50,59



complete list of versions/options also visible on our price list and on [ad.dzineelements.com](http://ad.dzineelements.com)

L@P1-AA-097-1





Nigel Coates

# Lehnstuhl



## STEAM BENT BEECH WOOD LOUNGE CHAIR

Nigel Coates has designed a sophisticated lounge chair with a complex design reflecting the stylistic features of the brand with refined skill. The seat and the comfortable backrest made of woven cane with a special large mesh version, are defined by the curves of the beech wood, processed with steam. The variable section structure is marked by its welcoming shape, enhanced by arm rests that amplify the shapes emphasising the full lines of the backrest.

# Lehnstuhl

## PLLEHNTES

### STEAM BENT BEECH WOOD LOUNGE CHAIR

#### FINISHES GROUP 6

#### FRAME FINISHES

Classic: C01 - RAL 9005, C02 - RAL 9010

#### FABRICS

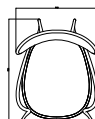
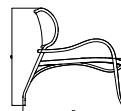
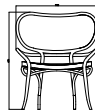
COM

COL

Graded in Fabric programs also available with Kvadrat, Camira Ultra fabrics and more, please ask a representative for assistance

#### DIMENSIONS

Weight:	15,4 lb
Width (inches):	29.1"
Depth (inches):	34.6"
Height (inches):	33.5"
Seat width (inches):	24"
Seat height (inches):	16.1"
Arm height (inches):	22"
COM (yrd):	0,66
COL (sqf):	3,92



complete list of versions/options also visible on our price list and on [ad.dzineelements.com](https://ad.dzineelements.com)

PLLEHNTES



Mario Mazzer

# Lips



## ASH ARMCHAIR WITH ASH BASE AND CARTER, UPHOLSTERED

Armchair with ash wood legs or black chrome or painted steel.

Seat made of bent wood, padded, linings from sample book.

Rear cover in various shades of ash wood.

# Lips

2070

## ARMCHAIR, UPHOLSTERED

### FINISHES GROUP 1

#### FRAME FINISHES

Wood: LE11, LE12, LE17

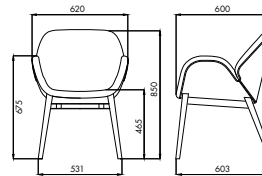
#### FABRICS

COM

Graded in Fabric programs also available with Kvadrat, Camira Ultra Fabrics and more, please ask a representative for assistance

### DIMENSIONS

Weight:	26.46 lb
Width (inches):	23.63"
Depth (inches):	20.91"
Height (inches):	33.47"
Seat width (inches):	24.41"
Seat height (inches):	18.31"
COM (yrd):	1,422



complete list of versions/options also visible on our price list and on [ad.dzineelements.com](http://ad.dzineelements.com)

2070

2071



2071

## METAL FRAME ARMCHAIR, UPHOLSTERED

### FINISHES GROUP 1

#### FRAME FINISHES

Metal: VB, VS, VT

Chrome: CRN

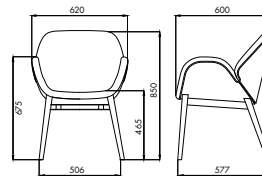
#### FABRICS

COM

Graded in Fabric programs also available with Kvadrat, Camira Ultra Fabrics and more, please ask a representative for assistance

### DIMENSIONS

Weight:	26.46 lb
Width (inches):	23.63"
Depth (inches):	19.93"
Height (inches):	33.47"
Seat width (inches):	24.41"
Seat height (inches):	18.31"
COM (yrd):	1,422





Nigel Coates

# Lehnstuhl Hocker



## STEAM BENT BEECH WOOD FOOTREST

Nigel Coates widens his furnishing proposal for Wiener GTV Design by introducing in his collection an extremely original element: the Lehnstuhl-Hocker footrest fits with elegance and nonchalance the spaces of the house devoted to relaxation. The bent beech structure recalls Lehnstuhl's lines, designed by the English designer, using its woven cane wide-mesh version for the footrest.





# Lehnstuhl Hocker

PPLEHNTE

**STEAM BENT BEECH WOOD FOOTREST  
WITH UPHOLSTERED SEAT**

**FINISHES GROUP 6**

**FRAME FINISHES**

Classic: C01 - RAL 9005, C02 - RAL 9010

**FABRICS**

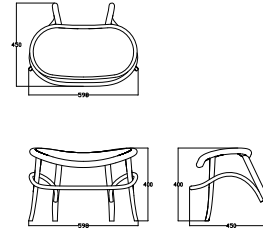
COM

COL

Graded in Fabric programs also available with  
Kvadrat, Camira Ultra fabrics and more, please  
ask a representative for assistance

## DIMENSIONS

Weight:	8,82 lb
Width (inches):	23,5"
Depth (inches):	17,7"
Height (inches):	15,7"
COM (yrd):	0,66
COL (sqf):	3,92



complete list of  
versions/options  
also visible on  
our price list and on  
[ad.dzineelements.com](http://ad.dzineelements.com)

PPLEHNTE

Rossin

# Lisa



ARMCHAIR WITH WOOD LEGS

# Lisa

LIS1-00-047-0

ARMCHAIR WITH WOOD FEET

FINISHES GROUP 8

LEGS

Wood: R1, R2, R3, R4, R5

FABRICS

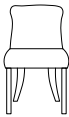
COM

COL

Graded in Fabric programs also available with Kvadrat, Camira Ultra Fabrics and more, please ask a representative for assistance

DIMENSIONS

Weight:	7 lb
Width (inches):	18,5"
Depth (inches):	21,65"
Height (inches):	30,71"
Seat depth (inches):	16,93"
Seat height (inches):	18,11"
COM (yrd):	1,31
COL (sqf):	23,68



- 18.50" -



- 21.65" -

complete list of versions/options also visible on our price list and on [ad.dzineelements.com](http://ad.dzineelements.com)

LIS1-00-047-0



Moro, Pigatti

# Little queen of love



## ELEGANT AND REFINED ARMCHAIR

The Queen of Love is part of the original range of the Design of Love collection. Elegant and refined, ironic and contemptuous but most importantly unique and particular, the Queen of Love is not only a luxurious seat but also an irresistible design furniture. The seat adapts to any type of space, indoor and outdoor, such as living rooms, shops and restaurants as well as for contract. Weather resistant and easy to clean, the Queen of Love is available in 9 colours.

# Little Queen of Love

LQU075

**YOUTH CHAIR**

**FINISHES GROUP 4**

Polyethylene Standard & FU: FC, FD, FE, FG, FH, FR, FT, FU  
Polyethylene Lacquered: QA/MF, QB/MQ, QC/MP, QD/MN, QG/MK, QH/MI, QM/MY, QO/MZ, QR/MW, QS/MX

To order the item please use the following codes:  
SD LQU075: Polyethylene Standard & FU  
SL LQU075: Polyethylene Lacquered

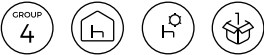
**DIMENSIONS**

Weight:	19.8 lb
Width (inches):	29.9"
Depth (inches):	27.5"
Height (inches):	32.7"
Seat height (inches):	12.6"
Arm height (inches):	18.5"



complete list of versions/options also visible on our price list and on [ad.dzineelements.com](http://ad.dzineelements.com)

LQU075





# Logochair 2.0

000 495 496 000

## SIDE CHAIR IN WOOD

### FINISHES GROUP 11

#### FRAME FINISHES

METAL:  
chrome plated

#### SHELL FINISHES

Wood:  
P36  
P12  
P3  
C9713  
P7  
C9712  
C9710  
C77  
C9711

### DIMENSIONS

Weight:	12,76 lb
Width (inches):	20.00"
Depth (inches):	21.70"
Height (inches):	33.30"
Seat width (inches):	18.00"
Seat depth (inches):	16.50"
Seat height (inches):	17.50"

complete list of  
versions/options  
also visible on  
our price list and on  
[ad.dzineelements.com](http://ad.dzineelements.com)

000 495 496 000  
Op0 495 496 000  
Opr 495 496 000  
Opr 495 496D 000  
Opr 495 496V 000



Op0 495 496 000

## SIDE CHAIR WITH UPHOLSTERED SEAT PAD

### FINISHES GROUP 11

#### FRAME FINISHES

METAL:  
chrome plated

WOOD:  
P36  
P12  
P3  
C9713  
P7  
C9712  
C9710  
C77  
C9711

### DIMENSIONS



Weight:	14,00 lb
Width (inches):	20.00"
Depth (inches):	21.70"
Height (inches):	33.30"
Seat width (inches):	18.00"
Seat depth (inches):	16.50"
Seat height (inches):	17.50"

COATINGS:  
JET 8033  
FL 831  
FL832  
2501



Rossin Design

# Lover



## ARMCHAIR WITH WOOD FRAME

Frame in solid wood and plywood, belts and polyurethane foam covered with fibre wadding; back-cushions in foam-rubber and down; removable fabric-cover; wooden base available in oak, stained cherry or wengè as well as oak bleached.

# Lover

LOV1-AA-085-0

UPHOLSTERED ARMCHAIR

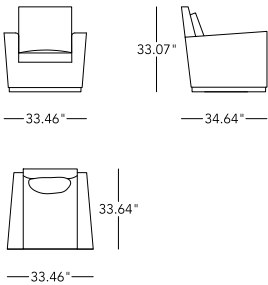
FINISHES GROUP 8

FABRICS

COM  
COL  
Graded in Fabric programs also available with  
Kvadrat, Camira Ultra Fabrics and more, please  
ask a representative for assistance

DIMENSIONS

Width (inches): 33,46"  
Depth (inches): 34,64"  
Height (inches): 33,07"  
Seat height (inches): 18,11"  
COM (yrd): 5,47  
COL (sqf): 96,88



complete list of  
versions/options  
also visible on  
our price list and on  
[ad.dzineelements.com](http://ad.dzineelements.com)

LOV1-AA-085-0



Paola Navone

CHAIRS

# Low Lita



## BROAD CHAIR

Low Lita is the new broad chair created by Paola Navone. The design sees a simply cut, thin backrest/seat in contrast with four sturdy legs that support the chair and give it visual and practical solidity. Low Lita is especially inviting and comfortable thanks to the slightly curved profile of the base. Practical and easy to use in the open, in garden and terraces, Low Lita is the perfect item to furnish with personality home and public areas.



# Low Lita

LWL073

**LOW CHAIR**

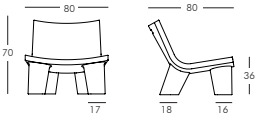
**FINISHES GROUP 4**

Polyethylene Standard: FB, FC, FD, FE, FG, FH, FR, FT  
Polyethylene Lacquered: QA/MF, QB/MQ, QC/MP, QD/MN, QG/MK, QH/MI, QM/MY, QO/MZ, QR/MW, QS/MX

To order the item please use the following codes:  
SD LWL073: Polyethylene Standard  
SL LWL073: Polyethylene Lacquered

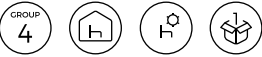
**DIMENSIONS**

Weight:	28.6 lb
Width (inches):	30.7"
Depth (inches):	31.5"
Height (inches):	27.5"
Seat width (inches):	31.5"
Seat height (inches):	14.2"



complete list of versions/options also visible on our price list and on [ad.dzineelements.com](http://ad.dzineelements.com)

LWL073





SLIDE Studio

# Low Lita



## BROAD CHAISE LONGUE

Low Lita Lounge is the new, broad chaise longue from SLIDE. The design sees a simply cut, thin backrest/seat in contrast with four sturdy legs that support the chair and give it visual and practical solidity. Low Lita Lounge is especially inviting and comfortable thanks to the slightly curved profile of the base. Practical and easy to use in the open, in gardens and terraces, Low Lita Lounge is the perfect item to furnish with personality home and public areas.

# Low Lita

LLL060

**CHAISELONGUE**

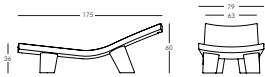
**FINISHES GROUP 4**

Polyethylene Standard: FB, FC, FD, FE, FG, FH, FR, FT  
Polyethylene Lacquered: QA/MF, QB/MQ, QC/MP, QD/MN, QG/MK, QH/MI, QM/MY, QO/MZ, QR/MW, QS/MX

To order the item please use the following codes:  
SD LLL060: Polyethylene Standard  
SL LLL060: Polyethylene Lacquered

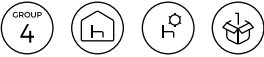
**DIMENSIONS**

Weight:	55 lb
Width (inches):	68.9"
Depth (inches):	31.1"
Height (inches):	23.6"



complete list of versions/options also visible on our price list and on [ad.dzineelements.com](http://ad.dzineelements.com)

LLL060



Lorenz \* Kaz

Luc



### CHAIR WITH BAYDUR SHELL

The chair, composed of a minimalistic rigid polyurethane shell, distinguished by its unmistakable high back. The wood base version transmits warmth and harmony. The version with the ring, encircling the apparently more rigorous metal base, gives the chair its playful character and craftsmanship. The generous proportions of the Luc lounge chair guarantee freedom of motion. Its spatial opulence combined with the elegance and lightness of its thin plastic-shell defines a personal space of openness while allowing discrete distance. Luc Lounge, a strong character, distinctive in appearance, is ideal in many environments thanks to a choice of different bases and its shell which can be plastic or upholstered.



# Luc

LUC1-00-082-01

## LOUNGE CHAIR WITH WOODEN FEET AND UPHOLSTERED SHELL

### FINISHES GROUP 8

#### BASE

Wood: wenge, beech

#### METAL SUPPORT

Black RAL 7021, orange RAL 2008

#### SHELL

Vinyl: S1

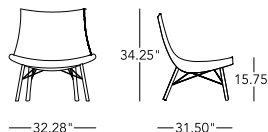
Wool: S2

Leather: P0



### DIMENSIONS

Width (inches):	32,28"
Depth (inches):	31,5"
Height (inches):	34,25"
Seat height (inches):	15,75"
COM (yrd):	0,75



complete list of versions/options also visible on our price list and on [ad.dzineelements.com](https://ad.dzineelements.com)

LUC1-00-082-01  
LUC1-00-082-02  
LUC1-00-052-01  
LUC1-00-052-02  
LUC1-00-052-03  
LUC1-00-052-04  
LUC1-00-082-03  
LUC1-00-082-04  
LUC1-00-052-05  
LUC1-00-052-06  
LUC1-00-052-07  
LUC1-00-052-08  
LUC-KIS

LUC1-00-082-02

## LOUNGE CHAIR WITH ROTATING, FOUR STAR, CHROME PLATED BASE AND UPHOLSTERED SHELL

### FINISHES GROUP 8

#### BASE

Chrome plated

#### SHELL

Vinyl: S1

Wool: S2

Leather: P0

#### FABRICS

COM

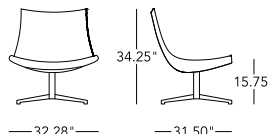
COL

Graded in Fabric programs also available with Kvadrat, Camira Ultra Fabrics and more, please ask a representative for assistance



### DIMENSIONS

Width (inches):	32,28"
Depth (inches):	31,5"
Height (inches):	34,25"
Seat height (inches):	15,75"
COM (yrd):	0,75



Vico Magistretti

# Magistretti 0301



## STEAM BENT BEECH WOOD AMRCHAIR

Solid beech structure with round section curved elements in the armrest and backrest areas. Curved beech lamellar one-piece shell seat, covered with saddle leather.





# Magistretti 0301

## SDMAGILGN

### STEAM BENT BEECH WOOD AMRCHAIR

#### FINISHES GROUP 6

#### FRAME FINISHES

Wood: B01

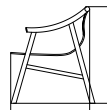
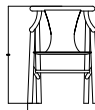
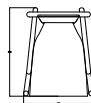
Classic: C01 - RAL 9005

Contemporary: D10 - RAL 3000



#### DIMENSIONS

Weight:	11 lb
Width (inches):	22.8"
Depth (inches):	31.1"
Height (inches):	32.7"
Seat height (inches):	17.7"
Arm height (inches):	24"



complete list of  
versions/options  
also visible on  
our price list and on  
[ad.dzineelements.com](http://ad.dzineelements.com)

SDMAGILGN  
SDMAGITES

## SDMAGITES

### STEAM BENT BEECH WOOD AMRCHAIR WITH SEATCOVERED WITHSEAT COVERED WITH SADDLE LEATHER

#### FINISHES GROUP 6

#### FRAME FINISHES

Wood: B01

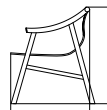
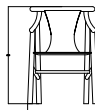
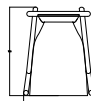
Classic: C01 - RAL 9005

Contemporary: D10 - RAL 3000



#### DIMENSIONS

Weight:	12,1 lb
Width (inches):	22.8"
Depth (inches):	31.1"
Height (inches):	32.7"
Seat height (inches):	17.7"
Arm height (inches):	24"



Rossin

# Majestic



CHAIR WITH METAL LEGS



# Majestic

MAJ1-AA-073-0

ARMCHAIR WITH UPHOLSTERED COVER  
AND WOOD FEET

FINISHES GROUP 8

FEET

Wood: R1, R2, R3,R4, R5

FABRICS

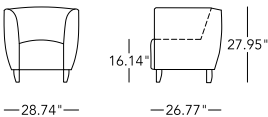
COM

COL

Graded in Fabric programs also available with  
Kvadrat, Camira Ultra Fabrics and more, please  
ask a representative for assistance

DIMENSIONS

Weight:	11 lb
Width (inches):	28,74"
Depth (inches):	26,77"
Height (inches):	27,95"
Seat depth (inches):	20,08"
Seat height (inches):	16,14"
COM (yrd):	4,37
COL (sqf):	77,5



complete list of  
versions/options  
also visible on  
our price list and on  
[ad.dzineelements.com](http://ad.dzineelements.com)

MAJ1-AA-073-0



JF Smith

# Marlene



## CHAIR IN NYLON OR POLYCARBONATE

Stackable chair in polycarbonate (transparent colors), nylon (compact shining colors). Air moulding technology.

### ACCESSORIES

Removable cushion and dress, linings from sample book.



# Marlene

1050

CHAIR IN SHINING NYLON

FINISHES GROUP 1

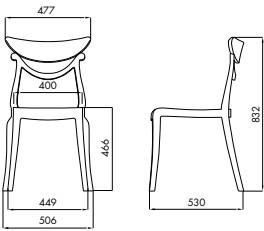
SEAT FINISHES

Nylon: B, G, N, RP



DIMENSIONS

Weight:	55.12 lb
Width (inches):	20.87"
Depth (inches):	19.93"
Height (inches):	32.76"
Seat width (inches):	17.68"
Seat height (inches):	18.35"



complete list of versions/options also visible on our price list and on [ad.dzineelements.com](https://ad.dzineelements.com)

1050  
F1050  
1051  
F1051  
VS105  
CS105

1051

CHAIR IN TRANSPARENT POLYCARBONATE

FINISHES GROUP 1

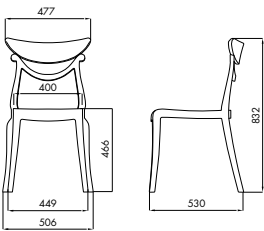
SEAT FINISHES

Polycarbonate: C, F, T, VA



DIMENSIONS

Weight:	59.52 lb
Width (inches):	20.87"
Depth (inches):	19.93"
Height (inches):	32.76"
Seat width (inches):	17.68"
Seat height (inches):	18.35"





Daniele Lo Scalzo Moscheri

# Marnie



## ASH OR LACQUERED CHAIR

Chair in solid ash wood round section bent, stained or lacquered, with a particular side-cut working of the wood on the legs, armrests and back. Upholstered seat and back. Linings from sample book.



# Marnie

2030

**ASH OR LACQUERED CHAIR**

**FINISHES GROUP 1**

**FRAME FINISHES**

Woods: LE11, LE12, LE05, LE10

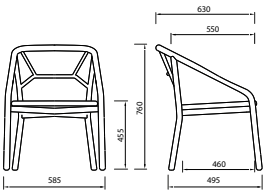
**FABRICS**

COM

Graded in Fabric programs also available with Kvadrat, Camira Ultra Fabrics and more, please ask a representative for assistance

**DIMENSIONS**

Weight:	30.86 lb
Width (inches):	19.49"
Depth (inches):	23.04"
Height (inches):	29.93"
Seat width (inches):	18.12"
Seat height (inches):	17.92"
COM (yrd):	0,711



complete list of versions/options also visible on our price list and on [ad.dzineelements.com](https://ad.dzineelements.com)

2030

2031



2031

**ASH OR LACQUERED CHAIR WITH UPHOLSTERED BACK**

**FINISHES GROUP 1**

**FRAME FINISHES**

Woods: LE11, LE12, LE05, LE10

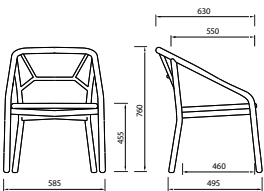
**FABRICS**

COM

Graded in Fabric programs also available with Kvadrat, Camira Ultra Fabrics and more, please ask a representative for assistance

**DIMENSIONS**

Weight:	33.07 lb
Width (inches):	19.49"
Depth (inches):	23.04"
Height (inches):	29.93"
Seat width (inches):	18.12"
Seat height (inches):	17.92"
COM (yrd):	0,984



Bartoli Design

# May



## ARMCHAIR WITH HIGH OR LOW ARMREST

Structure: steel; structure upholstery: moulded polyurethane foam; springing: elastic straps for the seat, steel crossbow for the back; feet: plastic.



# May

11940

## ARMCHAIR WITH HIGH ARMREST

### FINISHES GROUP 7

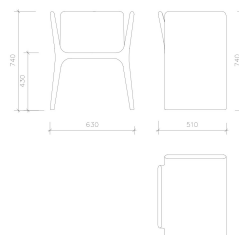
#### FABRICS

COM  
COL

Graded in Fabric programs also available with Kvadrat, Camira Ultra Fabrics and more, please ask a representative for assistance

#### DIMENSIONS

Width (inches):	25"
Depth (inches):	20"
Height (inches):	29"
Seat height (inches):	17"
Arm height (inches):	29"
COM (yrd):	4,37
COL (sqf):	59,2



complete list of versions/options also visible on our price list and on [ad.dzineelements.com](http://ad.dzineelements.com)

11940

11941



11941

## ARMCHAIR WITH LOW ARMREST

### FINISHES GROUP 7

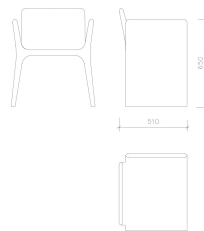
#### FABRICS

COM  
COL

Graded in Fabric programs also available with Kvadrat, Camira Ultra Fabrics and more, please ask a representative for assistance

#### DIMENSIONS

Width (inches):	25"
Depth (inches):	20"
Height (inches):	29"
Seat height (inches):	17"
Arm height (inches):	25.75"
COM (yrd):	4,37
COL (sqf):	59,2



Mario Mazzer

# Meg



## COLORED POLYETHYLENE ARMCHAIR

Polyethylene UV rays resistant or upholstered armchair with linings from sample book.





# Meg

2060

COLORED POLYETHYLENE ARMCHAIR

FINISHES GROUP 1

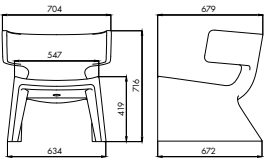
SEAT FINISHES

Polyethylene: A, B, R, S, VE, Y



DIMENSIONS

Weight:	26.46 lb
Width (inches):	26.74"
Depth (inches):	24.97"
Height (inches):	28.19"
Seat width (inches):	21.54"
Seat height (inches):	16.5"



complete list of versions/options also visible on our price list and on [ad.dzineelements.com](http://ad.dzineelements.com)

2060  
2061

2061

POLYETHYLENE UPHOLSTERED ARMCHAIR

FINISHES GROUP 1

FABRICS

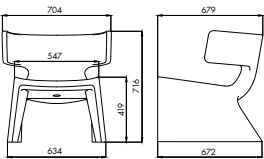
COM

Graded in Fabric programs also available with Kvadrat, Camira Ultra Fabrics and more, please ask a representative for assistance



DIMENSIONS

Weight:	33.07 lb
Width (inches):	26.74"
Depth (inches):	24.97"
Height (inches):	28.19"
Seat width (inches):	21.54"
Seat height (inches):	16.5"
COM (yrd):	2,625



Rossin

# Metropol



## UPHOLSTERED ARMCHAIR

Elent pos expliquatum quame parchil iquam, omniet in nonet repudit  
volo minciis excerunditi bearunt

# Metropol

MET1-AA-073-0

ARMCHAIR WITH WOOD FEET

FINISHES GROUP 8

FEET

Wood: R1, R2, R3,R4, R5 Playwood

FABRICS

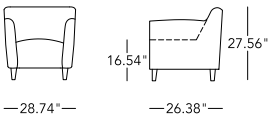
COM

COL

Graded in Fabric programs also available with Kvadrat, Camira Ultra Fabrics and more, please ask a representative for assistance

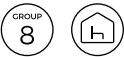
DIMENSIONS

Weight:	15 lb
Width (inches):	28,74"
Depth (inches):	26,38"
Height (inches):	27,56"
Seat depth (inches):	19,69"
Seat height (inches):	16,54"
COM (yrd):	3,94
COL (sqf):	69,97



complete list of versions/options also visible on our price list and on [ad.dzineelements.com](http://ad.dzineelements.com)

MET1-AA-073-0



WERTHER TOFFOLONI

# Micha



## UPHOLSTERED CHAIR IN WOOD

MICHA PI: beech wooden base - seat and back upholstered.

MICHA PST: beech wooden base - with seat upholstered.

MICHA SI: beech wooden base - seat and back upholstered.

MICHA SST: beech wooden base - seat upholstered.

# Micha

## MICHA PI

### ARMCHAIR IN WOOD WITH SEAT AND BACK UPHOLSTERED

#### FINISHES GROUP 5

##### FRAME FINISHES

Wood: AC01, AC06, AC07, AC15, AC17, AC18, AC21, AC50

##### FABRICS

COM

COL

Graded in Fabric programs also available with Kvadrat, Camira Ultra Fabrics and more, please ask a representative for assistance

#### DIMENSIONS

Weight:	16,5 lb
Width (inches):	22,44"
Depth (inches):	20,47"
Height (inches):	34,25"
Seat width (inches):	17,91"
Seat height (inches):	18,89"
Arm height (inches):	26,77"
COM (yrd):	0,75
COL (sqf):	13



complete list of versions/options also visible on our price list and on [ad.dzineelements.com](https://ad.dzineelements.com)

MICHA PI  
MICHA PST  
MICHA SI  
MICHA SST

## MICHA PST

### ARMCHAIR IN WOOD WITH SEAT UPHOLSTERED

#### FINISHES GROUP 5

##### FRAME FINISHES

Wood: AC01, AC06, AC07, AC15, AC17, AC18, AC21, AC50

##### FABRICS

COM

COL

Graded in Fabric programs also available with Kvadrat, Camira Ultra Fabrics and more, please ask a representative for assistance

#### DIMENSIONS

Weight:	16,5 lb
Width (inches):	22,44"
Depth (inches):	20,47"
Height (inches):	34,25"
Seat width (inches):	17,91"
Seat height (inches):	18,89"
Arm height (inches):	26,77"
COM (yrd):	0,4
COL (sqf):	7



## MICHA SI

### SIDE CHAIR IN WOOD WITH SEAT AND BACK UPHOLSTERED

#### FINISHES GROUP 5

##### FRAME FINISHES

Wood: AC01, AC06, AC07, AC15, AC17, AC18, AC21, AC50

##### FABRICS

COM

COL

Graded in Fabric programs also available with Kvadrat, Camira Ultra Fabrics and more, please ask a representative for assistance

#### DIMENSIONS

Weight:	14,3 lb
Width (inches):	18.5"
Depth (inches):	20.07"
Height (inches):	34.25"
Seat width (inches):	18.5"
Seat height (inches):	21.25"
COM (yrd):	1,9
COL (sqf):	36





Claesson Koivisto Rune

# Mojo



## FIXED OR SWIVEL ARMCHAIR WITH HIGH ARMRESTS

Structure: steel; structure upholstery: moulded polyurethane foam/polyester slip cover ; springing: elastic straps; seat cushion upholstery: shaped polyurethane in differentiated density/ polyester slip cover; base black painted swivel or feet.



# Mojo

11569

**FIXED ARMCHAIR WITH HIGH ARMRESTS**

**FINISHES GROUP 7**

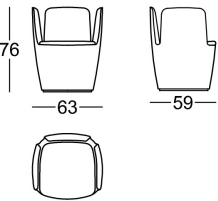
**FABRICS**

COM  
COL

Graded in Fabric programs also available with Kvadrat, Camira Ultra Fabrics and more, please ask a representative for assistance

**DIMENSIONS**

Weight: 37,48 lb  
Width (inches): 25"  
Depth (inches): 23.25"  
Height (inches): 30"  
Seat height (inches): 18.50"  
COM (yrd): 4,37  
COL (sqf): 69,96



complete list of versions/options also visible on our price list and on [ad.dzineelements.com](http://ad.dzineelements.com)

11569  
11546  
11571  
11547



11546

**FIXED ARMCHAIR WITH LOW ARMRESTS**

**FINISHES GROUP 7**

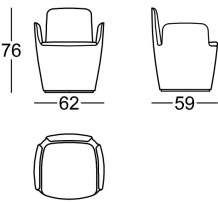
**FABRICS**

COM  
COL

Graded in Fabric programs also available with Kvadrat, Camira Ultra Fabrics and more, please ask a representative for assistance

**DIMENSIONS**

Weight: 37,48 lb  
Width (inches): 25"  
Depth (inches): 23.25"  
Height (inches): 30"  
Seat height (inches): 18.50"  
Arm height (inches): 25.75"  
COM (yrd): 4,37  
COL (sqf): 69,96



11571

**SWIVEL ARMCHAIR WITH HIGH ARMRESTS**

**FINISHES GROUP 7**

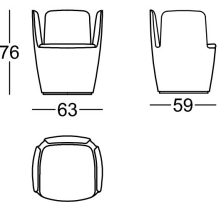
**FABRICS**

COM  
COL

Graded in Fabric programs also available with Kvadrat, Camira Ultra Fabrics and more, please ask a representative for assistance

**DIMENSIONS**

Weight: 81,57 lb  
Width (inches): 25"  
Depth (inches): 23.25"  
Height (inches): 30"  
Seat height (inches): 18.50"  
COM (yrd): 4,37  
COL (sqf): 69,96



Lorenz \* Kaz

# Montana



UPHOLSTERED ARMCHAIR

# Montana

MON1-AA-072-0

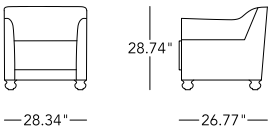
**SMALL ARMCHAIR WITH WOOD FEET**

**FINISHES GROUP 8**

**FEET**  
Wood: R1, R2, R3,R4, R5 Playwood

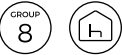
**FABRICS**  
  
COM  
COL  
Graded in Fabric programs also available with Kvadrat, Camira Ultra Fabrics and more, please ask a representative for assistance

DIMENSIONS	
Weight:	25 lb
Width (inches):	28,35"
Depth (inches):	26,77"
Height (inches):	28,74"
Seat depth (inches):	20,47"
Seat height (inches):	18,11"
COM (yrd):	4,05
COL (sqf):	69,97



complete list of versions/options also visible on our price list and on [ad.dzineelements.com](https://ad.dzineelements.com)

- MON1-AA-072-0
- MON1-AA-080-0
- MON1-AA-080-1
- MON1-AA-108-0
- MON1-AA-138-0



MON1-AA-080-0

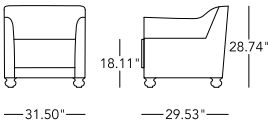
**LARGE ARMCHAIR WITH WOOD FEET**

**FINISHES GROUP 8**

**FEET**  
Wood: R1, R2, R3,R4, R5 Playwood

**FABRICS**  
  
COM  
COL  
Graded in Fabric programs also available with Kvadrat, Camira Ultra Fabrics and more, please ask a representative for assistance

DIMENSIONS	
Weight:	28 lb
Width (inches):	31,5"
Depth (inches):	29,53"
Height (inches):	28,74"
Seat depth (inches):	22,05"
Seat height (inches):	18,11"
COM (yrd):	4,7
COL (sqf):	81,81



MON1-AA-080-1

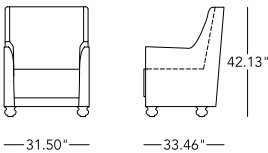
**WINGCHAIR WITH CUSHION**

**FINISHES GROUP 8**

**FEET**  
Wood: R1, R2, R3,R4, R5 Playwood

**FABRICS**  
  
COM  
COL  
Graded in Fabric programs also available with Kvadrat, Camira Ultra Fabrics and more, please ask a representative for assistance

DIMENSIONS	
Weight:	30 lb
Width (inches):	31,5"
Depth (inches):	33,46"
Height (inches):	42,13"
Seat depth (inches):	22,83"
Seat height (inches):	18,11"
COM (yrd):	5,91
COL (sqf):	105,49





Gamfratesi

# Morris



## STEAM BENT BEECH WOOD CHAIR

Morris chair, by the creative duo GamFratesi, reinterprets the classic Viennese seat by Gebrüder Thonet Vienna, by using new proportions which broaden its perspective, suggesting new references to design icons. The structure is made up of steam-bent solid beech elements and includes an upholstered chair with a woven cane backrest, available in two heights. The juxtaposition of the two versions gives a funny movement to the dining room's horizon, playing with heights and colours, suggesting irreverent furnishing solutions both in home environments and contract spaces



# Morris

## SDMORATES

### STEAM BENT BEECH WOOD CHAIR WITH HIGH BACKREST

#### FINISHES GROUP 6

##### FRAME FINISHES

Wood: B01, B02, B03, B04

Classic: C01 - RAL 9005, C02 - RAL 9010

Contemporary: D01 - RAL 1013, D02 - RAL 7047,  
D03 - RAL 7030, D04 - RAL 6014, D05 - RAL  
7032, D06 - RAL 7033, D07 - RAL 1027, D08 -  
RAL 1032, D09 - RAL 2004, D10 - RAL 3000, D11  
- RAL 7000, D12 - RAL 7031, D13 - RAL 8019,  
D14 - RAL 3005, D15 - RAL 5020

##### FABRICS

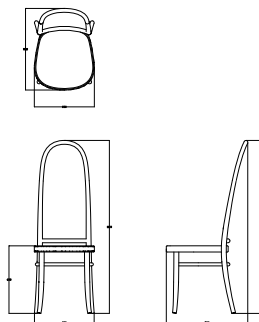
COM

COL

Graded in Fabric programs also available with  
Kvadrat, Camira Ultra fabrics and more, please  
ask a representative for assistance

#### DIMENSIONS

Weight:	13,23 lb
Width (inches):	15,3"
Depth (inches):	20,7"
Height (inches):	44"
Seat width (inches):	15,3"
Seat height (inches):	18,5"
COM (yrd):	0,55
COL (sqf):	2,72



complete list of  
versions/options  
also visible on  
our price list and on  
[ad.dzineelements.com](http://ad.dzineelements.com)

SDMORATES  
SDMORBTES



## SDMORBTES

### STEAM BENT BEECH WOOD CHAIR WITH LOW BACKREST

#### FINISHES GROUP 6

##### FRAME FINISHES

Wood: B01, B02, B03, B04

Classic: C01 - RAL 9005, C02 - RAL 9010

Contemporary: D01 - RAL 1013, D02 - RAL 7047,  
D03 - RAL 7030, D04 - RAL 6014, D05 - RAL  
7032, D06 - RAL 7033, D07 - RAL 1027, D08 -  
RAL 1032, D09 - RAL 2004, D10 - RAL 3000, D11  
- RAL 7000, D12 - RAL 7031, D13 - RAL 8019,  
D14 - RAL 3005, D15 - RAL 5020

##### FABRICS

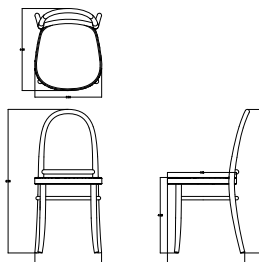
COM

COL

Graded in Fabric programs also available with  
Kvadrat, Camira Ultra fabrics and more, please  
ask a representative for assistance

#### DIMENSIONS

Weight:	11,02 lb
Width (inches):	15,3"
Depth (inches):	17,3"
Height (inches):	32,6"
Seat width (inches):	15,3"
Seat height (inches):	18,5"
COM (yrd):	0,55
COL (sqf):	2,72



Missing designer

**Mou****STACKABLE CHAIR**

Another chair, another crucial revolution in the use of materials. The polyurethane used for Mou's body grants softness and flexibility to the seat and the backrest, just like the product's name suggests. Lightweight, colorful and stackable, Mou features a chrome metal chassis and an opening on the backrest that enhances lightness and manageability.



# Mou

MOU080

**CHAIR**

**FINISHES GROUP 4**

Polyurethane: PD, PE, PG, PR

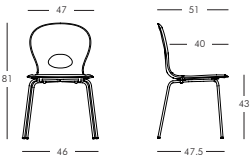
To order the item please use the following codes:

SD MOU080: Polyurethane



**DIMENSIONS**

Weight:	14.3 lb
Width (inches):	18.5"
Depth (inches):	20"
Height (inches):	31.9"
Seat width (inches):	18.5"
Seat depth (inches):	15.7"
Seat height (inches):	17"



complete list of versions/options also visible on our price list and on [ad.dzineelements.com](http://ad.dzineelements.com)

MOU080

Gebrüder Thonet

**N.18****STEAM BENT BEECH WOOD CHAIR**

A great classic that made the history of this brand. Conceived by the company during the second half of the nineteenth century to meet the precise needs of practicality, the n°18 is one of the most popular bistro chairs worldwide. The bent element that embellishes the central part of the back also makes the chair more comfortable. Moreover, several variations are available to add a unique touch of style. The back and rear legs are made of a single piece of wood, still bent with steam today, as tradition dictates.

# N.18

## SDN018LGN

### STEAM BENT BEECH WOOD CHAIR

#### FINISHES GROUP 6

#### FRAME FINISHES

Wood: B01, B02, B03, B04

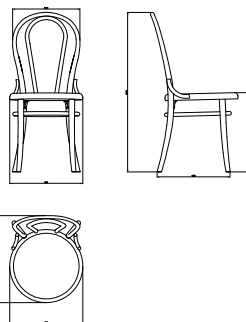
Classic: C01 - RAL 9005, C02 - RAL 9010

Contemporary: D01 - RAL 1013, D02 - RAL 7047, D03 - RAL 7030, D04 - RAL 6014, D05 - RAL 7032, D06 - RAL 7033, D07 - RAL 1027, D08 - RAL 1032, D09 - RAL 2004, D10 - RAL 3000, D11 - RAL 7000, D12 - RAL 7031, D13 - RAL 8019, D14 - RAL 3005, D15 - RAL 5020



#### DIMENSIONS

Weight:	8,82 lb
Width (inches):	18,9"
Depth (inches):	17,3"
Height (inches):	35,4"
Seat width (inches):	15,75"
Seat height (inches):	18,11"



complete list of versions/options also visible on our price list and on [ad.dzineelements.com](http://ad.dzineelements.com)

SDN018LGN

SDN018TES

## SDN018TES

### STEAM BENT BEECH WOOD CHAIR WITH UPHOLSTERED SEAT

#### FINISHES GROUP 6

#### FRAME FINISHES

Wood: B01, B02, B03, B04

Classic: C01 - RAL 9005, C02 - RAL 9010

Contemporary: D01 - RAL 1013, D02 - RAL 7047, D03 - RAL 7030, D04 - RAL 6014, D05 - RAL 7032, D06 - RAL 7033, D07 - RAL 1027, D08 - RAL 1032, D09 - RAL 2004, D10 - RAL 3000, D11 - RAL 7000, D12 - RAL 7031, D13 - RAL 8019, D14 - RAL 3005, D15 - RAL 5020

#### FABRICS

COM

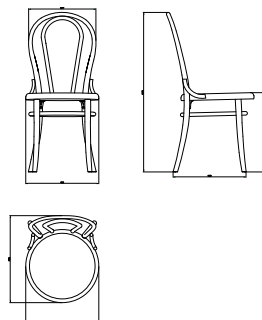
COL

Graded in Fabric programs also available with Kvadrat, Camira Ultra fabrics and more, please ask a representative for assistance



#### DIMENSIONS

Weight:	11,02 lb
Width (inches):	18,9"
Depth (inches):	17,3"
Height (inches):	35,4"
Seat width (inches):	15,75"
Seat height (inches):	18,11"
COM (yrd):	0,55
COL (sqf):	2,72





Martin Ballendat

N@t

**ARMCHAIR WITH METAL FRAME,  
ROTATING BASE AND DECORATIVE ARM**

Designed to be architecturally precise, with a formal, sharp, defined form, Court has a soft centre inviting you to relax. A soft seat cushion and a sprung back support provide the correct support. The chairs can be arranged in rows or casual groups for use in reception areas, waiting lounges and breakout zones. The chair is supported on a minimal swivel pedestal base or alternatively a chrome tubular leg structure. A wide range of fabrics and textures combined with colour can make the chair sophisticated or playful.



N@T1-AA-080-1

### ARMCHAIR WITH FOUR STAR BASE

#### FINISHES GROUP 8

#### BASE

Stainless steel satin finished

#### FABRICS

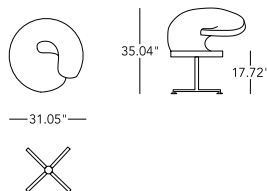
COM

COL

Graded in Fabric programs also available with Kvadrat, Camira Ultra Fabrics and more, please ask a representative for assistance

#### DIMENSIONS

Weight:	15 lb
Width (inches):	31,5"
Depth (inches):	27,56"
Height (inches):	35,04"
Seat height (inches):	17,72"
COM (yrd):	2,52
COL (sqf):	45,21



complete list of versions/options also visible on our price list and on [ad.dzineelements.com](https://ad.dzineelements.com)

N@T1-AA-080-1

N@T1-AA-080-3

N@T1-AA-080-3

### ARMCHAIR WITH ROUND BASE

#### FINISHES GROUP 8

#### BASE

Stainless steel satin finished

#### FABRICS

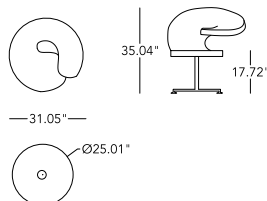
COM

COL

Graded in Fabric programs also available with Kvadrat, Camira Ultra Fabrics and more, please ask a representative for assistance

#### DIMENSIONS

Weight:	15 lb
Width (inches):	31,5"
Depth (inches):	27,56"
Height (inches):	35,04"
Seat height (inches):	17,72"
COM (yrd):	2,52
COL (sqf):	45,21



Wolfgang C.R. Mezger

# Orbis



## ARMCHAIR WITH SOLID WOOD OR PLYWOOD FRAME

With Orbis I wanted to create a succinct independent seating sculpture easily recognisable. High functionality combined with perfect seating comfort as well as inviting soft forms complement each other in a nearly ideal way.



# Orbis

ORB1-AA-081-1

## ARMCHAIR WITH FEET CHROME PLATED

### FINISHES GROUP 8

#### FEET

Chrome plated

#### FABRICS

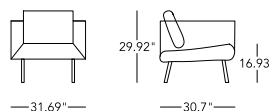
COM

COL

Graded in Fabric programs also available with Kvadrat, Camira Ultra Fabrics and more, please ask a representative for assistance

### DIMENSIONS

Weight:	24 lb
Width (inches):	31,69"
Depth (inches):	30,7"
Height (inches):	29,92"
Seat width (inches):	21,65"
Seat height (inches):	16,93"
COM (yrd):	3,83
COL (sqf):	67,81



complete list of versions/options also visible on our price list and on [ad.dzineelements.com](http://ad.dzineelements.com)

ORB1-AA-081-1  
ORB1-AA-081-3  
ORB1-AA-081-2



ORB1-AA-081-3

## ARMCHAIR WITH CHROME PLATED SLED PEDESTAL

### FINISHES GROUP 8

#### BASE

Varnished aluminium RAL 9006

#### FABRICS

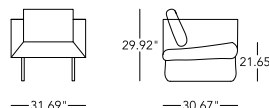
COM

COL

Graded in Fabric programs also available with Kvadrat, Camira Ultra Fabrics and more, please ask a representative for assistance

### DIMENSIONS

Weight:	24 lb
Width (inches):	31,69"
Depth (inches):	30,7"
Height (inches):	29,92"
Seat width (inches):	21,65"
Seat height (inches):	16,93"
COM (yrd):	3,83
COL (sqf):	67,81



ORB1-AA-081-2

## ARMCHAIR WITH FOUR STAR BASE

### FINISHES GROUP 8

#### FEET

Chrome plated

#### FABRICS

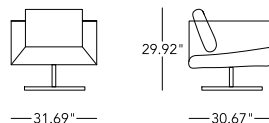
COM

COL

Graded in Fabric programs also available with Kvadrat, Camira Ultra Fabrics and more, please ask a representative for assistance

### DIMENSIONS

Weight:	24 lb
Width (inches):	31,69"
Depth (inches):	30,7"
Height (inches):	29,92"
Seat width (inches):	21,65"
Seat height (inches):	16,93"
COM (yrd):	3,83
COL (sqf):	67,81



P@D1-AA-082-1

## ARMCHAIR WITH MATT, CHROME PLATED STEEL BASE

### FINISHES GROUP 8

#### BASE

Matt chrome plated steel

#### TABLE AND DECORATING FRAMES

Aluminium anodized

#### FABRICS

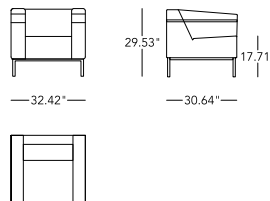
COM

COL

Graded in Fabric programs also available with Kvadrat, Camira Ultra Fabrics and more, please ask a representative for assistance

### DIMENSIONS

Weight:	38 lb
Width (inches):	32,28"
Depth (inches):	30,31"
Height (inches):	29,53"
Seat width (inches):	21,65"
Seat height (inches):	17,71"
COM (yrd):	5,03
COL (sqf):	89,34



complete list of  
versions/options  
also visible on  
our price list and on  
[ad.dzineelements.com](http://ad.dzineelements.com)

P@D1-AA-082-1

P@D1-AA-082-2



P@D1-AA-082-2

## ARMCHAIR WITH FOLDING TABLES

### FINISHES GROUP 8

#### BASE

Matt chrome plated steel

#### TABLE AND DECORATING FRAMES

Aluminium anodized

#### FABRICS

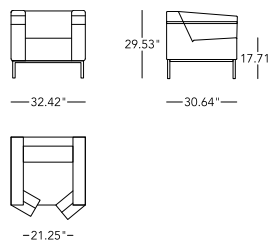
COM

COL

Graded in Fabric programs also available with Kvadrat, Camira Ultra Fabrics and more, please ask a representative for assistance

### DIMENSIONS

Weight:	48 lb
Width (inches):	32,28"
Depth (inches):	30,31"
Height (inches):	29,53"
Seat width (inches):	21,65"
Seat height (inches):	17,71"
COM (yrd):	5,03
COL (sqf):	89,34





Lorenz \* Kaz

# Portofino



UPHOLSTERED ARMCHAIR



# Portofino

POR1-AA-070-1

**ARMCHAIR WITH WOOD BASE**

**FINISHES GROUP 8**

**FEET**

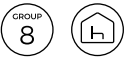
Wood: R1, R2, R3, R4, R5

**FABRICS**

COM

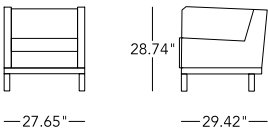
COL

Graded in Fabric programs also available with Kvadrat, Camira Ultra Fabrics and more, please ask a representative for assistance



**DIMENSIONS**

Weight:	25 lb
Width (inches):	27,56"
Depth (inches):	27,17"
Height (inches):	28,74"
Seat width (inches):	19,69"
Seat depth (inches):	20,47"
Seat height (inches):	18,11"
COM (yrd):	3,83
COL (sqf):	67,81



complete list of versions/options also visible on our price list and on [ad.dzineelements.com](https://ad.dzineelements.com)

POR1-AA-070-1  
POR1-AA-070-3  
POR1-AA-102-0  
POR1-AA-132-0

POR1-AA-070-3

**WINGCHAIR WITH CUSHION FOR BACK SUPPORT**

**FINISHES GROUP 8**

**FEET**

Wood: R1, R2, R3, R4, R5

**FABRICS**

COM

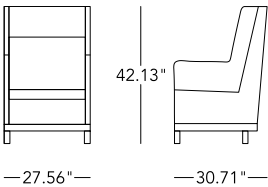
COL

Graded in Fabric programs also available with Kvadrat, Camira Ultra Fabrics and more, please ask a representative for assistance



**DIMENSIONS**

Weight:	30 lb
Width (inches):	27,56"
Depth (inches):	30,71"
Height (inches):	42,13"
Seat depth (inches):	20,47"
Seat height (inches):	18,11"
COM (yrd):	5,47
COL (sqf):	96,88



POR1-AA-102-0

**ARMCHAIR WITH BED, BED SURFACE 27.56 X 78.74 IN**

**FINISHES GROUP 8**

**FEET**

Wood: R1, R2, R3, R4, R5

**FABRICS**

COM

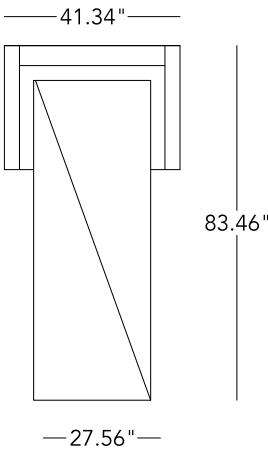
COL

Graded in Fabric programs also available with Kvadrat, Camira Ultra Fabrics and more, please ask a representative for assistance



**DIMENSIONS**

Weight:	45 lb
Width (inches):	41,34"
Depth (inches):	83,46"
Seat width (inches):	27,56"
Seat depth (inches):	78,74"
Seat height (inches):	18,11"
COM (yrd):	8,2
COL (sqf):	145,31



Martino Gamper

# Post Mundus



## STEAM BENT BEECH WOOD CHAIR

Five pieces of bent wood make up the unique profile of Post Mundus, the chair designed by Martino Gamper that plays on the iconic lines of the historic Austrian brand. Irony and lightness transform the legs and the back into symmetric elements that are in constant dialogue with tradition: toying with mirrors multiplies the forms, evoking a visual 'echo' that magically enhances the bent wood. Five pieces of bent wood make up the unique profile of Post Mundus, the chair designed by Martino Gamper that plays on the iconic lines of the historic Austrian brand. Irony and lightness transform the legs and the back into symmetric elements that are in constant dialogue with tradition: toying with mirrors multiplies the forms, evoking a visual 'echo' that magically enhances the bent wood.



# Post Mundus

SDPMUNLGN

## STEAM BENT BEECH WOOD CHAIR

### FINISHES GROUP 6

#### FRAME FINISHES

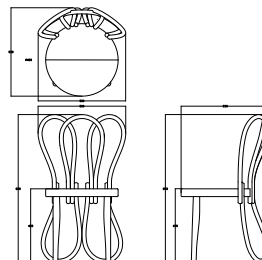
Wood: B01

Classic: C01 - RAL 9005, C02 - RAL 9010



#### DIMENSIONS

Weight:	11,02 lb
Width (inches):	19,6"
Depth (inches):	20,8"
Height (inches):	33,4"
Seat width (inches):	19,6"
Seat height (inches):	17,7"



complete list of  
versions/options  
also visible on  
our price list and on  
[ad.dzineelements.com](http://ad.dzineelements.com)

SDPMUNLGN  
SDPMUNTES

SDPMUNTES

## STEAM BENT BEECH WOOD CHAIR WITH UPHOLSTERED SEAT

### FINISHES GROUP 6

#### FRAME FINISHES

Wood: B01

Classic: C01 - RAL 9005, C02 - RAL 9010

#### FABRICS

COM

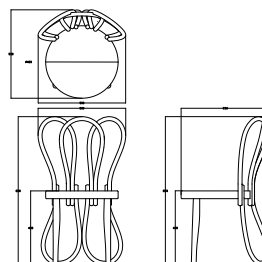
COL

Graded in Fabric programs also available with  
Kvadrat, Camira Ultra fabrics and more, please  
ask a representative for assistance



#### DIMENSIONS

Weight:	11,02 lb
Width (inches):	19,6"
Depth (inches):	20,8"
Height (inches):	33,4"
Seat width (inches):	19,6"
Seat height (inches):	17,7"
COM (yrd):	0,55
COL (sqf):	2,72





Otto Wagner

# Postsparkasse



## STEAM BENT BEECH WOOD ARMCHAIR

Extreme shapesynthesis. Minimalism, exclusivity and an eye for detail. The "Postsparkasse" series was designed in 1906 by Otto Wagner for the headquarters of the Post Office Savings Bank in Vienna, and represents a clear expression of modern Viennese art. The solid bent beech wood structure is both embracing and ergonomic. This item introduces a new concept to the "Postsparkasse" series: the use of wood with a square, not round cross-section, to create a more rigorous design.





# Postsparkasse

PTPSTKLGN

## STEAM BENT BEECH WOOD ARMCHAIR

### FINISHES GROUP 6

#### FRAME FINISHES

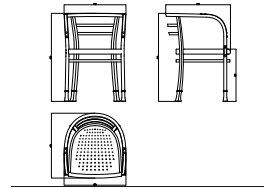
Wood: B01, B02, B03, B04

Classic: C01 - RAL 9005, C02 - RAL 9010



### DIMENSIONS

Weight:	13,2 lb
Width (inches):	22.2"
Depth (inches):	22.2"
Height (inches):	31.5"
Seat width (inches):	18.5"
Seat depth (inches):	19.3
Seat height (inches):	18.9"
Arm height (inches):	30.9"



complete list of versions/options also visible on our price list and on [ad.dzineelements.com](http://ad.dzineelements.com)

PTPSTKLGN

PTPSTKTES

PTPSTKLGA

PTPSTKTEA

PTPSTKTES

## UPHOLSTERED STEAM BENT BEECH WOOD ARMCHAIR

### FINISHES GROUP 6

#### FRAME FINISHES

Wood: B01, B02, B03, B04

Classic: C01 - RAL 9005, C02 - RAL 9010

#### FABRICS

COM

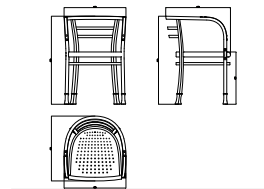
COL

Graded in Fabric programs also available with Kvadrat, Camira Ultra fabrics and more, please ask a representative for assistance



### DIMENSIONS

Weight:	14,3 lb
Width (inches):	22.2"
Depth (inches):	22.2"
Height (inches):	31.5"
Seat width (inches):	18.5"
Seat depth (inches):	0,76
Seat height (inches):	18.9"
Arm height (inches):	30.9"
COM (yrd):	0,76
COL (sqf):	5,2



PTPSTKLGA

## STEAM BENT BEECH WOOD ARMCHAIR WITH ALUMINIUM EMBELLISHMENT

### FINISHES GROUP 6

#### FRAME FINISHES

Wood: B01, B02, B03, B04

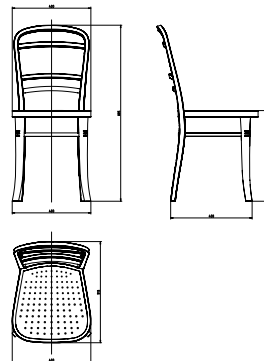
Classic: C01 - RAL 9005, C02 - RAL 9010

Contemporary: D01 - RAL 1013, D02 - RAL 7047, D03 - RAL 7030, D04 - RAL 6014, D05 - RAL 7032, D06 - RAL 7033, D07 - RAL 1027, D08 - RAL 1032, D09 - RAL 2004, D10 - RAL 3000, D11 - RAL 7000, D12 - RAL 7031, D13 - RAL 8019, D14 - RAL 3005, D15 - RAL 5020



### DIMENSIONS

Weight:	14,3 lb
Width (inches):	22.2"
Depth (inches):	22.2"
Height (inches):	31.5"
Seat width (inches):	18.5"
Seat depth (inches):	19.3
Seat height (inches):	18.9"
Arm height (inches):	30.9"



Moro, Pigatti

# Princess of love



## ELEGANT CHAIR

Princess of Love revisits the baroque style, ideal to furnish modern spaces. The structure of the Princess of Love is characterised by details and finishings with rococò style, ideal for any type of indoor or outdoor setting, such as living rooms, shops and restaurants as well as for contract. Weather resistant and easy to clean, is available in 9 colours.



# Princess of Love

PRS055

## CHAIR

### FINISHES GROUP 4

Polyethylene Standard & FU: FC, FD, FE, FG, FH, FR, FT, FU

Polyethylene Lacquered: QA/MF, QB/MQ, QC/MP, QD/MN, QG/MK, QH/MI, QM/MY, QO/MZ, QR/MW, QS/MX

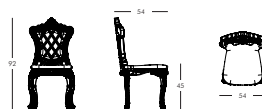
To order the item please use the following codes:

SD PRS055: Polyethylene Standard & FU

SL PRS055: Polyethylene Lacquered

### DIMENSIONS

Weight:	15.4 lb
Width (inches):	21.2"
Depth (inches):	21.2"
Height (inches):	36.2"
Seat height (inches):	17.7"



complete list of  
versions/options  
also visible on  
our price list and on  
[ad.dzineelements.com](http://ad.dzineelements.com)

PRS055



Rossin Design

# Provence



CHAIR WITH WOOD FRAME



# Provence

PRO1-00-043-0

## CHAIR WITH REMOVABLE COVER

### FINISHES GROUP 8

#### FABRICS

COM  
COL

Graded in Fabric programs also available with Kvadrat, Camira Ultra Fabrics and more, please ask a representative for assistance



#### DIMENSIONS

Weight:	8 lb
Width (inches):	16,93"
Depth (inches):	21,65"
Height (inches):	37,01"
Seat depth (inches):	15,75"
Seat height (inches):	18,9"
COM (yrd):	2,84
COL (sqf):	50,59

complete list of versions/options also visible on our price list and on [ad.dzinelements.com](https://ad.dzinelements.com)

PRO1-00-043-0  
PRO1-AA-072-0  
PRO1-AA-083-0  
PRO1-AA-130-1  
PRO1-AA-160-1

PRO1-AA-072-0

## ARMCHAIR WITH REMOVABLE COVER

### FINISHES GROUP 8

#### FABRICS

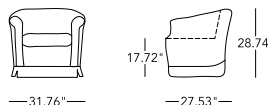
COM  
COL

Graded in Fabric programs also available with Kvadrat, Camira Ultra Fabrics and more, please ask a representative for assistance



#### DIMENSIONS

Weight:	12 lb
Width (inches):	28,35"
Depth (inches):	27,56"
Height (inches):	28,74"
Seat depth (inches):	20,47"
Seat height (inches):	17,72"
COM (yrd):	3,72
COL (sqf):	66,74



PRO1-AA-083-0

## WINGCHAIR WITH REMOVABLE COVER

### FINISHES GROUP 8

#### FABRICS

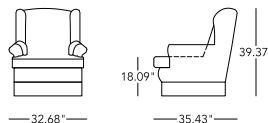
COM  
COL

Graded in Fabric programs also available with Kvadrat, Camira Ultra Fabrics and more, please ask a representative for assistance



#### DIMENSIONS

Weight:	18 lb
Width (inches):	32,68"
Depth (inches):	35,43"
Height (inches):	39,37"
Seat depth (inches):	20,47"
Seat height (inches):	18,9"
COM (yrd):	5,58
COL (sqf):	99,03



PRO1-AA-130-1

## ARMCHAIR WITH BED, BED SURFACE 27.56 X 78.74 IN

### FINISHES GROUP 8

#### FABRICS

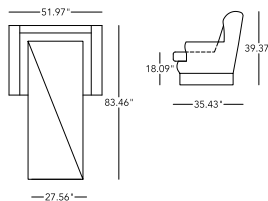
COM  
COL

Graded in Fabric programs also available with Kvadrat, Camira Ultra Fabrics and more, please ask a representative for assistance



#### DIMENSIONS

Weight:	45 lb
Width (inches):	51,97"
Depth (inches):	83,46"
Height (inches):	39,37"
Seat width (inches):	27,56"
Seat depth (inches):	78,74"
Seat height (inches):	18,9"
COM (yrd):	8,2
COL (sqf):	145,31





Jorge Najera



### STACKABLE CHAIR

Practical and solid, Q4 doesn't have any armrests so to be easily stackable. Its minimal design and attention to details make it the ideal chair for all situations. The shaped handle allows an easy handling. The backrest profile is shaped and slightly curved, making Q4 especially inviting and comfortable. Q4 is handy and easy to use in outdoor spaces such as gardens and terraces, gaining an undisputed leading role in both home and public spaces.

# Q4

Q40085

## CHAIR

### FINISHES GROUP 4

Polyethylene Standard: FB, FC, FD, FE, FG, FH, FR, FT

Polyethylene Lacquered: QA/MF, QB/MQ, QC/MP, QD/MN, QG/MK, QH/MI, QM/MY, QO/MZ, QR/MW, QS/MX

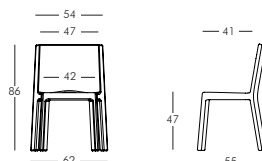
To order the item please use the following codes:

SD Q40085: Polyethylene Standard

SL Q40085: Polyethylene Lacquered

### DIMENSIONS

Weight:	15.4 lb
Width (inches):	24.4"
Depth (inches):	21.6"
Height (inches):	33.8"
Seat width (inches):	16.5"
Seat depth (inches):	16.1"
Seat height (inches):	18.5"



complete list of  
versions/options  
also visible on  
our price list and on  
[ad.dzineelements.com](http://ad.dzineelements.com)

Q40085



Moro, Pigatti

# Queen of love



## ELEGANT AND REFINED ARMCHAIR

The smaller armchair Little Queen of Love is part of the original range of the Design of Love collection. Elegant and refined, ironic and contemptuous but most importantly unique and particular, the Queen of Love is not only a luxurious seat but also an irresistible design furniture. The seat adapts to any type of space, indoor and outdoor, such as living rooms, shops and restaurants as well as for the contract. Weather resistant and easy to clean, the Little Queen of Love is available in 9 colours.

# Queen of Love

QUE100

**ARMCHAIR**

**FINISHES GROUP 4**

Polyethylene Standard & FU: FC, FD, FE, FG, FH, FR, FT, FU  
Polyethylene Lacquered: QA/MF, QB/MQ, QC/MP, QD/MN, QG/MK, QH/MI, QM/MY, QO/MZ, QR/MW, QS/MX

To order the item please use the following codes:  
SD QUE100: Polyethylene Standard & FU  
SL QUE100: Polyethylene Lacquered

**DIMENSIONS**

Weight:	44 lb
Width (inches):	40.7"
Depth (inches):	38.6"
Height (inches):	44.3"
Seat height (inches):	15"
Arm height (inches):	23.6"



complete list of versions/options also visible on our price list and on [ad.dzineelements.com](http://ad.dzineelements.com)

QUE100



Michele De Lucchi

# Radetzky Stuhl



## STEAM BENT BEECH WOOD CHAIR

The chair Radetzky by Michele De Lucchi has a solid beech structure with bent wooden elements, integrating the back legs' design and the backrest. Its profile is extremely characterized by the alternation of straight and rounded lines which are also used in the wide multilayer seat, resulting in a perfect formal synthesis.





# Radetzky Stuhl

## SDRADELGN

### STEAM BENT BEECH WOOD CHAIR

#### FINISHES GROUP 6

#### FRAME FINISHES

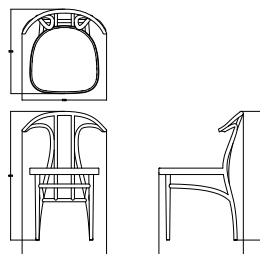
Wood: B01, B02, B03, B04

Classic: C01 - RAL 9005, C02 - RAL 9010

Contemporary: D01 - RAL 1013, D02 - RAL 7047, D03 - RAL 7030, D04 - RAL 6014, D05 - RAL 7032, D06 - RAL 7033, D07 - RAL 1027, D08 - RAL 1032, D09 - RAL 2004, D10 - RAL 3000, D11 - RAL 7000, D12 - RAL 7031, D13 - RAL 8019, D14 - RAL 3005, D15 - RAL 5020

#### DIMENSIONS

Weight:	11,02 lb
Width (inches):	20,8"
Depth (inches):	20,8"
Height (inches):	31,5"
Seat width (inches):	20,8"
Seat height (inches):	17,7"



complete list of versions/options also visible on our price list and on [ad.dzinelements.com](http://ad.dzinelements.com)

SDRADELGN  
SDRADETES



## SDRADETES

### STEAM BENT BEECH WOOD CHAIR WITH UPHOLSTERED SEAT

#### FINISHES GROUP 6

#### FRAME FINISHES

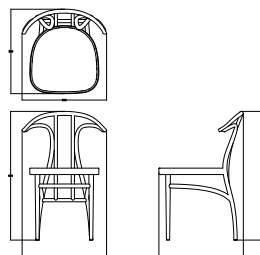
Wood: B01, B02, B03, B04

Classic: C01 - RAL 9005, C02 - RAL 9010

Contemporary: D01 - RAL 1013, D02 - RAL 7047, D03 - RAL 7030, D04 - RAL 6014, D05 - RAL 7032, D06 - RAL 7033, D07 - RAL 1027, D08 - RAL 1032, D09 - RAL 2004, D10 - RAL 3000, D11 - RAL 7000, D12 - RAL 7031, D13 - RAL 8019, D14 - RAL 3005, D15 - RAL 5020

#### DIMENSIONS

Weight:	11,02 lb
Width (inches):	20,8"
Depth (inches):	20,8"
Height (inches):	31,5"
Seat width (inches):	20,8"
Seat height (inches):	17,7"
COM (yrd):	0,55
COL (sqf):	2,72



#### FABRICS

COM

COL

Graded in Fabric programs also available with Kvadrat, Camira Ultra fabrics and more, please ask a representative for assistance



Rossin

# Sarah



ARMCHAIR WITH WOOD LEGS

# Sarah

SAR1-AA-057-0

ARMCHAIR WITH WOOD FEET

FINISHES GROUP 8

LEGS

Wood: R1,R2, R3, R4,R5

FABRICS

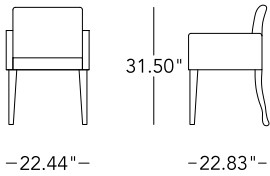
COM

COL

Graded in Fabric programs also available with Kvadrat, Camira Ultra Fabrics and more, please ask a representative for assistance

DIMENSIONS

Weight:	11 lb
Width (inches):	22,44"
Depth (inches):	22,83"
Height (inches):	31,5"
Seat depth (inches):	16,93"
Seat height (inches):	18,5"
COM (yrd):	1,64
COL (sqf):	29,06



complete list of versions/options also visible on our price list and on [ad.dzineelements.com](http://ad.dzineelements.com)

SAR1-AA-057-0



Arflex

# Sella



## SMALL ARMCHAIR WITH BROAD AND COMFORTABLE SEATING

The Sella is a small but broad armchair that allows the sitter extra space to move around on.

# Sella

2262

## SMALL ARMCHAIR WITH BROAD AND COMFORTABLE SEATING (NO COVER)

### FINISHES GROUP 7

#### BASE

Black Laquered Metal

#### FABRICS

COM  
COL

Also available in capitonnè on request

Graded in Fabric programs also available with Kvadrat, Camira Ultra Fabrics and more, please ask a representative for assistance



### DIMENSIONS

Width (inches):	32.75"
Depth (inches):	25.50"
Height (inches):	30"
Seat height (inches):	15.75"
COM (yrd):	3,82
COL (sqf):	59,2



complete list of versions/options also visible on our price list and on [ad.dzinelements.com](http://ad.dzinelements.com)

2262

2263

2263

## SMALL ARMCHAIR WITH BROAD AND COMFORTABLE SEATING (QUILTED COVER)

### FINISHES GROUP 7

#### BASE

Black Laquered Metal

#### FABRICS

COM  
COL

Also available in capitonnè on request

Graded in Fabric programs also available with Kvadrat, Camira Ultra Fabrics and more, please ask a representative for assistance



### DIMENSIONS

Width (inches):	32.75"
Depth (inches):	25.50"
Height (inches):	30"
Seat height (inches):	15.75"
COM (yrd):	3,82
COL (sqf):	59,2





Rossin Design

# Sinue



## UPHOLSTERED CHAIR

Sinùè is an absolute highlight in the world of furniture with its seamless transformation from traditional armchair to modern lounge-chair. A perfect union of armchair and ottoman, Sinùè shows strength of character and limpidity.

# Sinue

SIN1-00-062-0

## UPHOLSTERED CHAIR

### FINISHES GROUP 8

#### LEGS

Metal chrome plated

#### FABRICS

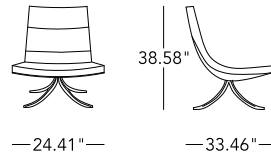
COM

COL

Graded in Fabric programs also available with Kvadrat, Camira Ultra Fabrics and more, please ask a representative for assistance

## DIMENSIONS

Width (inches):	24,41"
Depth (inches):	33,46"
Height (inches):	38,58"
Seat height (inches):	16,54"
COM (yrd):	3,83
COL (sqf):	67,81



complete list of versions/options also visible on our price list and on [ad.dzineelements.com](https://ad.dzineelements.com)

SIN1-00-062-0

SIN1-AA-072-0



SIN1-AA-072-0

## ARMCHAIR WITH ARMRESTS

### FINISHES GROUP 8

#### LEGS

Metal chrome plated

#### FABRICS

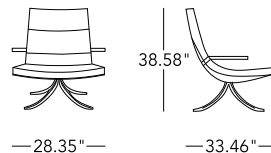
COM

COL

Graded in Fabric programs also available with Kvadrat, Camira Ultra Fabrics and more, please ask a representative for assistance

## DIMENSIONS

Width (inches):	28,35"
Depth (inches):	33,46"
Height (inches):	38,58"
Seat height (inches):	16,54"
COM (yrd):	3,83
COL (sqf):	67,81



Rossin Design

# Small



ARMCHAIR WITH METAL FEET

# Small

SMA1-AA-073-0

**ARMCHAIR WITH METAL FEET**

**FINISHES GROUP 8**

**FEET**

Metal

**FABRICS**

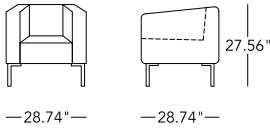
COM

COL

Graded in Fabric programs also available with Kvadrat, Camira Ultra Fabrics and more, please ask a representative for assistance

**DIMENSIONS**

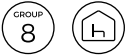
Weight:	29 lb
Width (inches):	28,74"
Depth (inches):	28,74"
Height (inches):	27,56"
Seat height (inches):	16,54"
COM (yrd):	3,28
COL (sqf):	58,13



complete list of versions/options also visible on our price list and on [ad.dzineelements.com](https://ad.dzineelements.com)

SMA1-AA-073-0

SMA1-AA-073-1



SMA1-AA-073-1

**ARMCHAIR WITH WOOD FEET**

**FINISHES GROUP 8**

**FEET**

Stained wood

**FABRICS**

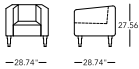
COM

COL

Graded in Fabric programs also available with Kvadrat, Camira Ultra Fabrics and more, please ask a representative for assistance

**DIMENSIONS**

Weight:	29 lb
Width (inches):	28,74"
Depth (inches):	28,74"
Height (inches):	27,56"
Seat height (inches):	16,54"
COM (yrd):	3,28
COL (sqf):	58,13



Guggenbichler

# Sophie



## SMALL ARMCHAIR

Tender, in Vienna also called "Soferl", appears this elegant chair with soft curves and feminine details: The front feet that carry and enclose the seat lovingly, the distinctive and breezy cut-outs in the back that allow a glimpse of the sitter as well as the feminine curves and tapers of the seat shell allow a stylish and enjoyable stay





# Sophie

SOF1-AA-059-0

## ARMCHAIR WITH WOODEN FEET

### FINISHES GROUP 8

#### LEGS

Wood: Beech natural matt, beech stained wenge matt, special colors possible on request

#### FABRICS

COM

COL

Graded in Fabric programs also available with Kvadrat, Camira Ultra Fabrics and more, please ask a representative for assistance

### DIMENSIONS

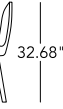
Weight:	12 lb
Width (inches):	23,23"
Height (inches):	32,68"
COM (yrd):	2,41
COL (sqf):	43,06



—23.23"—



—20.47"—



32.68"

complete list of  
versions/options  
also visible on  
our price list and on  
[ad.dzineelements.com](https://ad.dzineelements.com)

SOF1-AA-059-0



Cini Boeri

# Taboga



## CURVED AND CUSHIONED ARMCHAIR

Taboga is a curved and cushioned armchair that allows the sitter to feel as if they are being floated away on a cloud for ultimate relaxation.



# Taboga

12021

**CURVED AND CUSHIONED ARMCHAIR**

**FINISHES GROUP 7**

**FRAME FINISHES**

Metal: white, black, blue, gun grey

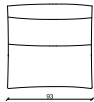
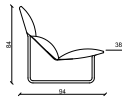
**FABRICS**

COM  
COL

Graded in Fabric programs also available with Kvadrat, Camira Ultra Fabrics and more, please ask a representative for assistance

**DIMENSIONS**

Width (inches):	36.75"
Depth (inches):	37"
Height (inches):	33"
Seat height (inches):	15"
COM (yrd):	5,46
COL (sqf):	96,87



complete list of versions/options also visible on our price list and on [ad.dzineelements.com](http://ad.dzineelements.com)

12021



Roberto Paoli

# Tarta



## COMFORTABLE CHAIR

The shape of this seat is characterised by the geometric combination of repeated hexagonal modules. For every single module a three-dimensional feel has been attributed creating a wrap-around chair. Tarta is offered with an elegant combination of coloured rigid polyurethane which makes up the structure of the chair and of the wooden legs. Its shape is reminiscent of organic lines from a turtle shell, which inspired the name Tarta. It gives the idea of a resistant chair, but at the same time welcoming and comfortable.

# Tarta

TAR075

LOW CHAIR

FINISHES GROUP 4

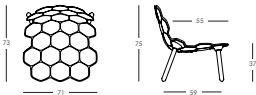
Polyurethane Lacquered: MF, MI, MK, MN, MP, MQ, MW, MX, MY, MZ, QA, QB, QC, QD, QG, QH, QM, QO, QR, QS

To order the item please use the following codes:  
SL TAR075: Polyurethane Lacquered



DIMENSIONS

Weight:	26.4 lb
Width (inches):	27.9"
Depth (inches):	28.7"
Height (inches):	29.5"
Seat width (inches):	27.9"
Seat depth (inches):	21.6"
Seat height (inches):	14.6"



complete list of versions/options also visible on our price list and on [ad.dzineelements.com](http://ad.dzineelements.com)

TAR075



Marco Acerbis

**Tic**

### ORIGINAL CHAISE LONGUE

Tic is the new chaise longue designed by Marco Acerbis for SLIDE. It provides a modern interpretation of the classic chaise longue by Le Corbusier. Its slightly and clean design plays with alternating solid/void and geometrical curves and lines. Practical and handy, it's suitable for indoor and outdoor use.



# Tic

TIC160

**CHASELONGUE**

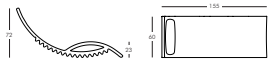
**FINISHES GROUP 4**

Polyethylene Standard: FB, FC, FD, FE, FG, FH, FR, FT  
Polyethylene Lacquered: QA/MF, QB/MQ, QC/MP, QD/MN, QG/MK, QH/MI, QM/MY, QO/MZ, QR/MW, QS/MX

To order the item please use the following codes:  
SD TIC160: Polyethylene Standard  
SL TIC160: Polyethylene Lacquered

**DIMENSIONS**

Weight:	50.6 lb
Width (inches):	61"
Depth (inches):	23.6"
Height (inches):	28.3"



complete list of versions/options also visible on our price list and on [ad.dzineelements.com](http://ad.dzineelements.com)

TIC160



Marco Acerbis

# Tic-Tac



## ORIGINAL CHAISE LONGUEIR

Tic Tac is the new chaise longue designed by Marco Acerbis for SLIDE. It provides a modern interpretation of the classic chaise longue by Le Corbusier. Tic Tac is composed by two distinct parts, the TIC chair and the TAC table, that can also be used separately. The two parts are joint together by an outline that recalls a gear and allows to adjust the tilt. Its slightly and clean design plays with alternating solid/void and geometrical curves and lines. Practical and handy, it's suitable for indoor and outdoor use, the two separate components being easily adaptable for irregular/sandy soil.



# Tic Tac

TTC160

CHAISELONGUE 25.6" HIGH

FINISHES GROUP 4

Polyethylene Standard: FB, FC, FD, FE, FG, FH, FR, FT  
Polyethylene Lacquered: QA/MF, QB/MQ, QC/MP, QD/MN, QG/MK, QH/MI, QM/MY, QO/MZ, QR/MW, QS/MX

To order the item please use the following codes:

SD TTC160: Polyethylene Standard

SL TTC160: Polyethylene Lacquered

DIMENSIONS

Weight:	94.6 lb
Width (inches):	23.6"
Depth (inches):	66.9"
Height (inches):	25.6"



complete list of  
versions/options  
also visible on  
our price list and on  
[ad.dzineelements.com](http://ad.dzineelements.com)

TTC160





Nicola Cacco

# Todd



## STACKABLE CHAIR

Stackable chair in chromed or painted steel, beech plywood shell lacquered or painted with inlay, 4 legs or skid frame.

### ACCESSORIES

Seat cushion. Linings and finishes from sample book.

Linking device.

Trolley for moving chairs.



# Todd

1040

**CHROMED / PAINTED SLEDGE CHAIR**

**FINISHES GROUP 1**

**SEAT FINISHES**

Wood: LE01, LE02, LE03, LE04, LE05

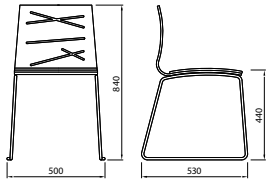
**FRAME FINISHES**

Metal: VM, CR



**DIMENSIONS**

Weight:	66.14 lb
Width (inches):	20.87"
Depth (inches):	19.69"
Height (inches):	33.08"
Seat height (inches):	17.33"
COM (yrd):	0.273 - 0.547



complete list of versions/options also visible on our price list and on [ad.dzineelements.com](http://ad.dzineelements.com)

1040  
1041  
CS104  
10ACC01  
10ACC02  
10ACC03

1041

**4 LEGS CHROMED / PAINTED CHAIR**

**FINISHES GROUP 1**

**SEAT FINISHES**

Wood: LE01, LE02, LE03, LE04, LE05

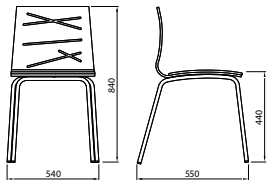
**FRAME FINISHES**

Metal: VM, CR




**DIMENSIONS**

Weight:	48.50 lb
Width (inches):	21.66"
Depth (inches):	21.26"
Height (inches):	33.08"
Seat height (inches):	17.33"
COM (yrd):	0.273 - 0.547



Lorenz \* Kaz

# Tonic Metal Chair



## CHAIR WITH METAL FRAME

The interesting feature of this model is its fresh, dynamic, not horizontal line. Tonic Metal owes its strong and iconographic character to its dynamic side line. A wide range of upholstery options, one colour or multi-coloured plus the choice between wooden or metal base, allow a wide range of creations from young and fresh to elegant and linear ones.

# Tonic Metal Chair

TON1-00-053-2

## CHAIR, SLED PEDESTAL TUBE VARNISHED WHITE OR BLACK

### FINISHES GROUP 8

#### LEGS

Metal: white RAL 9003, black RAL 9005, special colors on request

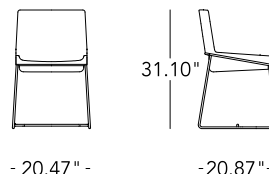
#### FABRICS

COM  
COL

Graded in Fabric programs also available with Kvadrat, Camira Ultra Fabrics and more, please ask a representative for assistance

### DIMENSIONS

Weight:	10 lb
Width (inches):	20,47"
Depth (inches):	20,87"
Height (inches):	31,1"
Seat height (inches):	18,11"
COM (yrd):	1,53
COL (sqf):	27,99



complete list of versions/options also visible on our price list and on [ad.dzineelements.com](https://ad.dzineelements.com)

TON1-00-053-2  
TON1-AA-079-2  
TON1-00-053-3  
TON1-AA-079-3  
TON1-00-053-4  
TON1-00-057-1



TON1-AA-079-2

## ARMCHAIR LOUNGE, SLED PEDESTAL TUBE VARN. WHITE OR BLACK

### FINISHES GROUP 8

#### LEGS

Metal: white RAL 9003, black RAL 9005, special colors on request

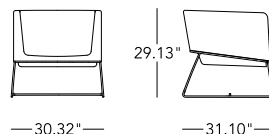
#### FABRICS

COM  
COL

Graded in Fabric programs also available with Kvadrat, Camira Ultra Fabrics and more, please ask a representative for assistance

### DIMENSIONS

Weight:	23 lb
Width (inches):	30,32"
Depth (inches):	31,1"
Height (inches):	29,13"
Seat height (inches):	16,93"
COM (yrd):	3,83
COL (sqf):	68,89



TON1-00-053-3

## CHAIR, SLED PEDESTAL TUBE CHROME PLATED

### FINISHES GROUP 8

#### LEGS

Metal: chrome plated steel

#### FABRICS

COM  
COL

Graded in Fabric programs also available with Kvadrat, Camira Ultra Fabrics and more, please ask a representative for assistance

### DIMENSIONS

Weight:	10 lb
Width (inches):	20,47"
Depth (inches):	20,87"
Height (inches):	31,1"
Seat height (inches):	18,11"
COM (yrd):	1,53
COL (sqf):	27,99





Lorenz \* Kaz

# Tonic Wood Chair



## CHAIR WITH WOODEN BASE

The interesting feature of this model is its fresh, dynamic, not horizontal line. Tonic owes its strong and iconographic character to its dynamic side line. A wide range of upholstery options, one colour or multi-coloured plus the choice between wooden or metal base, allow a wide range of creations from young and fresh to elegant and linear ones.



# Tonic Wood Chair

TON1-00-048-1

**CHAIR WITH WOOD BASE**

**FINISHES GROUP 8**

**LEGS**

Wood: R1, R2, R3, R4, R5

**FABRICS**

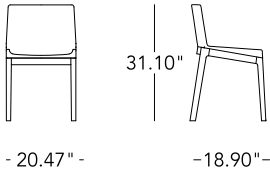
COM

COL

Graded in Fabric programs also available with Kvadrat, Camira Ultra Fabrics and more, please ask a representative for assistance

**DIMENSIONS**

Weight:	8 lb
Width (inches):	20,47"
Depth (inches):	18,9"
Height (inches):	31,1"
Seat height (inches):	18,11"
COM (yrd):	1,53
COL (sqf):	27,99



complete list of versions/options also visible on our price list and on [ad.dzineelements.com](https://ad.dzineelements.com)

TON1-00-048-1

TON1-AA-075-1



TON1-AA-075-1

**ARMCHAIR LOUNGE WITH WOOD BASE**

**FINISHES GROUP 8**

**LEGS**

Wood: R1, R2, R3, R4, R5

**FABRICS**

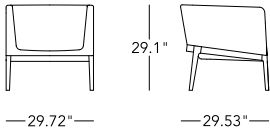
COM

COL

Graded in Fabric programs also available with Kvadrat, Camira Ultra Fabrics and more, please ask a representative for assistance

**DIMENSIONS**

Weight:	23 lb
Width (inches):	29,72"
Depth (inches):	29,53"
Height (inches):	29,13"
Seat height (inches):	16,93"
COM (yrd):	3,83
COL (sqf):	68,89





Prospero Rasulo

CHAIRS

# Twist



## COMFORTABLE CHIAR

The slightly curved profile of the base makes Twist especially inviting and comfortable. It is a hybrid between a traditional rocking chair and a chaise longue. Twist is handy and easy to use in outdoor spaces such as gardens and terraces, gaining an undisputed leading role in both home and public spaces.

# Twist

TWS070

**ROCKING CHAIR**

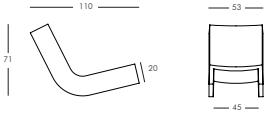
**FINISHES GROUP 4**

Polyethylene Standard: FB, FC, FD, FE, FG, FH, FR, FT  
Polyethylene Lacquered: QA/MF, QB/MQ, QC/MP, QD/MN, QG/MK, QH/MI, QM/MY, QO/MZ, QR/MW, QS/MX

To order the item please use the following codes:  
SD TWS070: Polyethylene Standard  
SL TWS070: Polyethylene Lacquered

**DIMENSIONS**

Weight: 19.8 lb  
Width (inches): 20.9"  
Depth (inches): 43.3"  
Height (inches): 27.9"



complete list of  
versions/options  
also visible on  
our price list and on  
[ad.dzineelements.com](https://ad.dzineelements.com)

TWS070





# Wheely



## MODULAR AND VERSATILE ELEMENT

Wheely is a modular element made of polyethylene. Born as a double seat, it can be used as a table if laid on a side. It is perfect for contract set-ups, especially in large spaces. Wheely is pierced in the centre, with a twofold effect: enhancing practicality and lightness and allowing lighting up through the insertion of a Cilindro lamp (diameter 30cm).



# Wheely

WHE070

SEAT / TABLE IN POLYETHYLENE

FINISHES GROUP 4

Polyethylene Standard: FB, FC, FD, FE, FG, FH, FR, FT

Polyethylene Lacquered: QA/MF, QB/MQ, QC/MP, QD/MN, QG/MK, QH/MI, QM/MY, QO/MZ, QR/MW, QS/MX

To order the item please use the following codes:

SD WHE070: Polyethylene Standard

SL WHE070: Polyethylene Lacquered

DIMENSIONS

Weight:	30.9 lb
Width (inches):	16.9"
Depth (inches):	47.2"
Height (inches):	28"



complete list of  
versions/options  
also visible on  
our price list and on  
[ad.dzineelements.com](http://ad.dzineelements.com)

WHE070



Nicola Cacco

# Wonka



## **PAINTED CHAIR WALNUT FINISH OR LAQUERED SEAT**

Chair with structure in painted metal, lacquered wood back, seat in walnut or lacquered. Floral or geometric decorations of the backrest. Always stackable.





# Wonka

1020

**PAINTED CHAIR WALNUT FINISH OR  
LAQUERED SEAT**

**FINISHES GROUP 1**

**FRAME FINISHES**

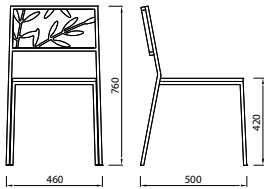
Metal: VB, VM, VV

**SEAT & BACK FINISHES**

Wood: LE02, LE05, LE04, LE06

**DIMENSIONS**

Weight:	28.66 lb
Width (inches):	18.11"
Depth (inches):	19.68"
Height (inches):	29.92"
Seat height (inches):	16.54"



complete list of  
versions/options  
also visible on  
our price list and on  
[ad.dzineelements.com](http://ad.dzineelements.com)

1020

1021

1021

**PAINTED CHAIR WALNUT FINISH OR  
LAQUERED SEAT**

**FINISHES GROUP 1**

**FRAME FINISHES**

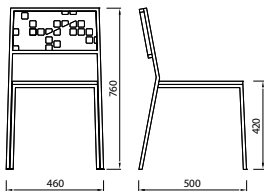
Metal: VB, VM, VV

**SEAT & BACK FINISHES**

Wood: LE02, LE05, LE04, LE06

**DIMENSIONS**

Weight:	28.66 lb
Width (inches):	18.11"
Depth (inches):	19.68"
Height (inches):	29.92"
Seat height (inches):	16.54"



Mario Mazzer

# X Chair



## STEAM BENT BEECH WOOD CHAIR

Chair in chromed or painted steel or stained ash wood, 4 legs (also swivel version) or skid frame. Shell in homo-copolymer, "X" on the seat in contrast or in color (wood or plastic material).

### ACCESSORIES

Padded seat or seat cushion, linings from sample book.

Trolley for moving chairs.

# X Chair

1080

## 4 LEGS CHAIR (X FOUR)

### FINISHES GROUP 1

#### SHELL FINISHES

Polyethylene: A, B, R, S1, VE, Y

#### FRAME FINISHES

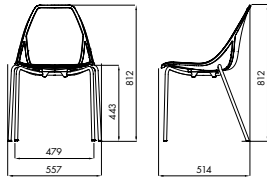
Metal: VB, VH, VS, VT, VA

Chrome: CR



### DIMENSIONS

Weight:	41.89 lb
Width (inches):	21.93"
Depth (inches):	20.24"
Height (inches):	31.97"
Seat width (inches):	18.86"
Seat height (inches):	17.44"



complete list of versions/options also visible on our price list and on [ad.dzineelements.com](http://ad.dzineelements.com)

1080  
1081  
1082  
1083  
1084  
108CAR  
CS108T  
CS108S

1081

## SLEDGE CHAIR (X SLED)

### FINISHES GROUP 1

#### SHELL FINISHES

Polyethylene: A, B, R, S1, VE, Y

#### FRAME FINISHES

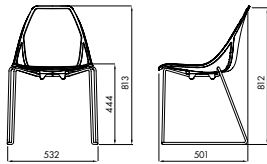
Metal: VB, VH, VS, VT, VA

Chrome: CR



### DIMENSIONS

Weight:	54.01 lb
Width (inches):	20.94"
Depth (inches):	19.72"
Height (inches):	32.01"
Seat width (inches):	20.94"
Seat height (inches):	17.48"



1082

## 4 LEGS RECTANGULAR STEEL TUBE CHAIR (X SPIDER)

### FINISHES GROUP 1

#### SHELL FINISHES

Polyethylene: A, B, R, S1, VE, Y

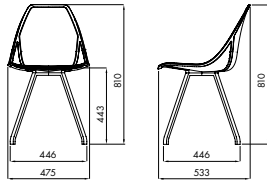
#### FRAME FINISHES

Metal: VB, VH, VS, VT, VA



### DIMENSIONS

Weight:	48.50 lb
Width (inches):	18.70"
Depth (inches):	20.98"
Height (inches):	31.89"
Seat width (inches):	18.70"
Seat height (inches):	17.44"



1083

## 4 LEGS RECTANGULAR ASH WOOD FRAME (X WOOD)

### FINISHES GROUP 1

#### SHELL FINISHES

Polyethylene: A, B, R, S1, VE, Y

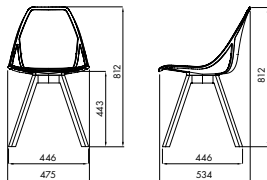
#### FRAME FINISHES

Wood: LE16, LE11, LE12



### DIMENSIONS

Weight:	39.68 lb
Width (inches):	17.56"
Depth (inches):	21.02"
Height (inches):	31.97"
Seat width (inches):	18.70"
Seat height (inches):	17.44"





# Zahira



## CHAIR WITH POLYPROPYLENE SHELL AND DIFFERENT KIND OF BASE

Chair in homo-copolymer material, UV rays resistant (air moulding technology), chromed or epoxy painted legs with adjustable feet, swivel and height-adjustable castors base. With or without armrests.

### ACCESSORIES

Linking devices.

Trolley for moving chairs.

# Zahira

1060

## 4 LEGS CHAIR

### FINISHES GROUP 1

#### SEAT FINISHES

Polypropylene: B, BL, N, R, V, VA

#### FRAME FINISHES

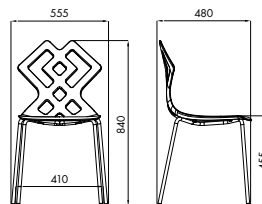
Metal: VB, VN, VA

Chrome: CR



### DIMENSIONS

Weight: 39.68 lb  
Width (inches): 21.85"  
Depth (inches): 18.90"  
Height (inches): 33.07"  
Seat height (inches): 17.91"



complete list of versions/options also visible on our price list and on [ad.dzineelements.com](http://ad.dzineelements.com)

1060

1061

1062

1063

1064

1065

106ACCC

106ACCL

10ACC03

1061

## 4 LEGS PAINTED CHAIR

### FINISHES GROUP 1

#### SEAT FINISHES

Polypropylene: B, BL, N, R, V, VA

#### FRAME FINISHES

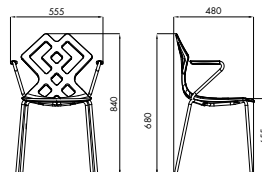
Metal: VB, VN, VA

Chrome: CR



### DIMENSIONS

Weight: 48.50 lb  
Width (inches): 21.85"  
Depth (inches): 18.90"  
Height (inches): 33.07"  
Seat height (inches): 17.91"



1062

## SWIVEL CHAIR WITH GAS SPRING

### FINISHES GROUP 1

#### SEAT FINISHES

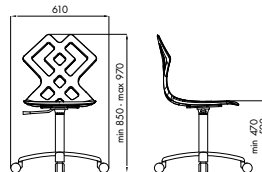
Polypropylene: B, BL, N, R, V, VA

Chrome: CR



### DIMENSIONS

Weight: 26.46 lb  
Width (inches): 24.02"  
Depth (inches): 24.02"  
Height (inches): from 33.46" to 38.19"  
Seat height (inches): from 18.50" to 23.23"



1063

## SWIVEL CHAIR WITH GAS SPRING WITH ARMS

### FINISHES GROUP 1

#### SEAT FINISHES

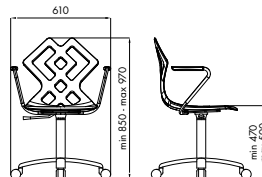
Polypropylene: B, BL, N, R, V, VA

Chrome: CR



### DIMENSIONS

Weight: 30.86 lb  
Width (inches): 24.02"  
Depth (inches): 24.02"  
Height (inches): from 33.46" to 38.19"  
Seat height (inches): from 18.50" to 23.23"





Guglielmo Berchicci

**Zoe****LUMINOUS CHAIR**

Zoe is a modern chair with a minimal shape designed by Guglielmo Berchicci. It is made of polyethylene by means of rotational moulding. It has a cozy silhouette with rounded shapes and is very comfortable, thanks to the slightly curve that gently adheres to the human body. Zoe is functional, lightweight and durable. This chair can be used indoors and outdoors, for private or corporate events. Zoe is the perfect match to ED luminous tables - their shapes wonderfully compleme



# Zoe

ZOE080

**CHAIR**

**FINISHES GROUP 4**

Polyethylene Standard: FB, FC, FD, FE, FG, FH, FR, FT

Polyethylene Lighting: LA

Polyethylene Lacquered: QA/MF, QB/MQ, QC/MP, QD/MN, QG/MK, QH/MI, QM/MY, QO/MZ, QR/MW, QS/MX

To order the item please use the following codes:

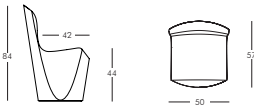
SD ZOE080: Polyethylene Standard

LA ZOE080: Polyethylene Lighting

SL ZOE080: Polyethylene Lacquered

**DIMENSIONS**

Weight:	15.4 lb
Width (inches):	19.7"
Depth (inches):	22.4"
Height (inches):	33"
Seat width (inches):	19.7"
Seat depth (inches):	16.5"
Seat height (inches):	17.3"



complete list of versions/options also visible on our price list and on [ad.dzineelements.com](http://ad.dzineelements.com)

ZOE080



# Benches



Italo Pertichini

# Amélie duetto



## STACKABLE SOFA

Amélie Duetto is a stackable sofa with beautiful, fluid lines. The added, innovative benefit of stackability solves all space-related problems, increasing the products practicality and versatility. Equally perfect for homes and public use, Amélie Duetto blends comfort and lightweight.

# Amélie duetto

ADU120

**BENCH**

**FINISHES GROUP 4**

Polyethylene Standard: FB, FC, FD, FE, FG, FH, FR, FT  
Polyethylene Lacquered: QA/MF, QB/MQ, QC/MP, QD/MN, QG/MK, QH/MI, QM/MY, QO/MZ, QR/MW, QS/MX

To order the item please use the following codes:  
SD ADU120: Polyethylene Standard  
SL ADU120: Polyethylene Lacquered

**DIMENSIONS**

Weight:	39.6 lb
Width (inches):	47.2"
Depth (inches):	23.2"
Height (inches):	33.9"
Seat height (inches):	18.5"



complete list of versions/options also visible on our price list and on [ad.dzineelements.com](http://ad.dzineelements.com)

ADU120





Italo Pertichini

# Amélie panchetta



## STACKABLE BENCH

Amélie Duetto is a stackable sofa with beautiful, fluid lines. The added, innovative benefit of stackability solves all space-related problems, increasing the products practicality and versatility. Equally perfect for homes and public use, Amélie Duetto blends comfort and lightweight.

# Amélie panchetta

APA108

**LOW BENCH**

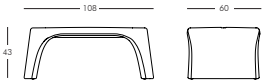
**FINISHES GROUP 4**

Polyethylene Standard: FB, FC, FD, FE, FG, FH, FR, FT  
Polyethylene Lacquered: QA/MF, QB/MQ, QC/MP, QD/MN, QG/MK, QH/MI, QM/MY, QO/MZ, QR/MW, QS/MX

To order the item please use the following codes:  
SD APA108: Polyethylene Standard  
SL APA108: Polyethylene Lacquered

**DIMENSIONS**

Weight: 24.2 lb  
Width (inches): 42.5"  
Depth (inches): 23.6"  
Height (inches): 16.9"



complete list of versions/options also visible on our price list and on [ad.dzineelements.com](http://ad.dzineelements.com)

APA108



Giorgio Biscaro

# Atlas



## PLAYFUL BENCH

Made of rotationally-moduled polyethylene. Atlas is SLIDE's latest creation, designed specifically to provide new, innovative, and always unexpected seating solutions with a strong personality. It is compact and sinuous, easy to handle and position, perfect for furnishing indoor and outdoor areas alike. It is also available in lacquered version

# Atlas

ATL115

**LOW BENCH**

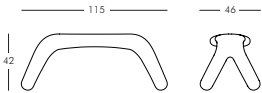
**FINISHES GROUP 4**

Polyethylene Standard: FB, FC, FD, FE, FG, FH, FR, FT  
Polyethylene Lacquered: QA/MF, QB/MQ, QC/MP, QD/MN, QG/MK, QH/MI, QM/MY, QO/MZ, QR/MW, QS/MX

To order the item please use the following codes:  
SD ATL115: Polyethylene Standard  
SL ATL115: Polyethylene Lacquered

**DIMENSIONS**

Weight: 17.6 lb  
Width (inches): 45.3"  
Depth (inches): 18.1"  
Height (inches): 16.5"



complete list of versions/options also visible on our price list and on [ad.dzineelements.com](https://ad.dzineelements.com)

ATL115





Front

# Coat Rack Bench



## STEAM BENT BEECH WOOD COAT RACK BENCH

The 3 Swedish designers able to give a poetic and innovative touch to materials at the same time, have come up with Coat Rack Bench for the Wiener GTV Design 2014 collection, a coat rack bench that plays with the company's stylistic features: bent wood and the woven cane seat. This item furnishes the hall but can at the same time fit easily into different areas of the house.





# Coat Rack Bench

PCCOATPGL

**STEAM BENT BEECH WOOD COAT  
RACK BENCH**

**FINISHES GROUP 6**

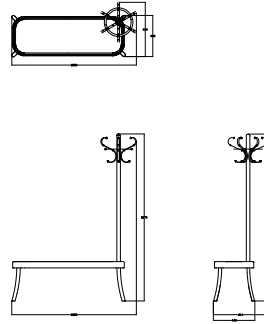
**FRAME FINISHES**

Classic: C01 - RAL 9005, C02 – RAL 9010



## DIMENSIONS

Weight:	33 lb
Width (inches):	49.2"
Depth (inches):	17.3"
Height (inches):	73.6"
Seat height (inches):	17.3"



complete list of  
versions/options  
also visible on  
our price list and on  
[ad.dzineelements.com](https://ad.dzineelements.com)

PCCOATPGL

Erla Sólveig Oskarsdóttir

# Dimon



## BENCH WITH METAL FEET

Frame in solid wood and plywood; belts and flame retardant polyurethane foam covered with fibre wadding; fixed cover; metal feet chrome plated; top of the coffee table in glass or in plywood veneered or laminated.

# Dimon

DIM6-00-147-1

**UPHOLSTERED BENCH**

**FINISHES GROUP 8**

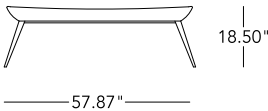
**FEET**  
Metal feet chrome plated

**FABRICS**

**COM**  
**COL**  
Graded in Fabric programs also available with Kvadrat, Camira Ultra Fabrics and more, please ask a representative for assistance

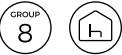
**DIMENSIONS**

Weight:	14 lb
Width (inches):	57,87"
Depth (inches):	23,62"
Height (inches):	18,5"
Seat height (inches):	18,5"
COM (yrd):	2,73
COL (sqf):	48,44



complete list of versions/options also visible on our price list and on [ad.dzineelements.com](http://ad.dzineelements.com)

DIM6-00-147-1




Setacomincini

# Estrosa Panca



## BENCH WITH SEAT IN ALUMINIUM ANODIZED

Two seats bench with seat in aluminium extrusion, chromed or epoxy painted frame.



# Estrosa Panca

5020

2 PLACES BENCH ALUMINIUM SEAT  
ANODIZED

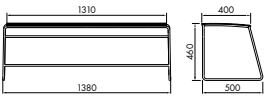
FINISHES GROUP 1

SEAT FINISHES

Chrome: CR  
Metal: VN, VA  
Aluminium: AU01, AU02, AU03, AU08

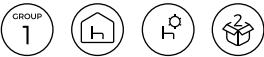
DIMENSIONS

Weight:	50.71 lb
Width (inches):	19.68"
Depth (inches):	54.33"
Height (inches):	18.11"
Seat width (inches):	51.57"
Seat depth (inches):	15.75"



complete list of  
versions/options  
also visible on  
our price list and on  
[ad.dzineelements.com](http://ad.dzineelements.com)

5020





Paola Navone

# Low Lita



## BROAD BENCH

Low Lita Love is the new, broad love chair from SLIDE. The design sees a simply cut, thin back-rest/seat in contrast with four sturdy legs that support the chair and give it visual and practical solidity. Low Lita Love is especially inviting and comfortable thanks to the slightly curved profile of the base. Practical and easy to use in the open, in gardens and terraces, Low Lita Love is the perfect item to furnish with personality home and public areas.

# Low Lita

LWL128

## DOUBLE LOWCHAIR

### FINISHES GROUP 4

Polyethylene Standard: FB, FC, FD, FE, FG, FH, FR, FT

Polyethylene Lacquered: QA/MF, QB/MQ, QC/MP, QD/MN, QG/MK, QH/MI, QM/MY, QO/MZ, QR/MW, QS/MX

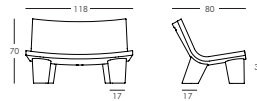
To order the item please use the following codes:

SD LWL128: Polyethylene Standard

SL LWL128: Polyethylene Lacquered

### DIMENSIONS

Weight:	48.4 lb
Width (inches):	46.6"
Depth (inches):	31.5"
Height (inches):	27.5"
Seat height (inches):	14.2"



complete list of  
versions/options  
also visible on  
our price list and on  
[ad.dzineelements.com](https://ad.dzineelements.com)

LWL128



Lorenz\*Kaz

# Montana



BEDBENCH

# Montana

MON6-00-160

**BED-BENCH**


**FINISHES GROUP 8**

**FEET**  
Wood: R1, R2, R3, R4,R5 Playwood

**FABRICS**  
  
COM  
COL  
Graded in Fabric programs also available with  
Kvadrat, Camira Ultra Fabrics and more, please  
ask a representative for assistance

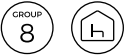
**DIMENSIONS**

Weight:	22 lb
Width (inches):	62,99"
Height (inches):	17,72"
Seat height (inches):	18,11"
COM (yrd):	5,03
COL (sqf):	88,26



complete list of  
versions/options  
also visible on  
our price list and on  
[ad.dzineelements.com](http://ad.dzineelements.com)

MON6-00-160



Lorenz\*Kaz

# Orbis



## **BENCH WITH WOOD FRAME**

Frame in solid wood and plywood; belts and flame retardant polyurethane foam covered with fibre wadding; fixed cover; feet chrome plated; table tops in glass or plywood veneered or laminated.



# Orbis

ORB6-00-120-0

## BENCH WITH CHROME PLATED SLED PEDESTAL

### FINISHES GROUP 8

#### FEET

Chrome plated

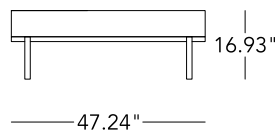
#### FABRICS

COM  
COL

Graded in Fabric programs also available with Kvadrat, Camira Ultra Fabrics and more, please ask a representative for assistance

### DIMENSIONS

Weight: 13 lb  
Width (inches): 47,24"  
Depth (inches): 25,59"  
Seat height (inches): 16,93"  
COM (yrd): 1,53  
COL (sqf): 26,91



complete list of versions/options also visible on our price list and on [ad.dzinelements.com](http://ad.dzinelements.com)

ORB6-00-120-0

ORB6-00-180-0



ORB6-00-180-0

## LONGER BENCH WITH CHROME PLATED SLED PEDESTAL

### FINISHES GROUP 8

#### FEET

Chrome plated


#### FABRICS

COM  
COL

Graded in Fabric programs also available with Kvadrat, Camira Ultra Fabrics and more, please ask a representative for assistance

### DIMENSIONS

Weight: 17 lb  
Width (inches): 70,87"  
Depth (inches): 25,59"  
Seat height (inches): 16,93"  
COM (yrd): 2,19  
COL (sqf): 38,75



# Orizzonte

ORI6-00-230-0

**UPHOLSTERED BENCH**

**FINISHES GROUP 8**

**BASE**

Metal

**FABRICS**


COM

COL

Graded in Fabric programs also available with Kvadrat, Camira Ultra Fabrics and more, please ask a representative for assistance

**DIMENSIONS**

Weight:	60 lb
Width (inches):	90,55"
COM (yrd):	3,28
COL (sqf):	64,58



90.55"

complete list of versions/options also visible on our price list and on [ad.dzineelements.com](http://ad.dzineelements.com)

ORI6-00-230-0



Martin Ballendat

**BENCH WITH WOOD FRAME**

Frame in solid wood and plywood; belts and flame retardant polyurethane foam covered with fibre wadding; fixed cover; folding table or decorating frames in aluminium anodized; basement in matt chrome plated steel; table top in tempered, toughened, acid-et



P@D6-00-136-0

**BENCH WITH MATT, CHROME PLATED  
BASE**

**FINISHES GROUP 8**

**BASE**

Matt chrome plated steel

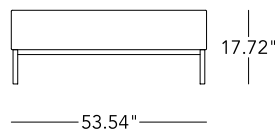
**FABRICS**

COM  
COL

Graded in Fabric programs also available with  
Kvadrat, Camira Ultra Fabrics and more, please  
ask a representative for assistance

**DIMENSIONS**

Weight:	28 lb
Width (inches):	53,54"
Depth (inches):	30,71"
Height (inches):	17,72"
Seat height (inches):	17,72"
COM (yrd):	2,84
COL (sqf):	50,59



complete list of  
versions/options  
also visible on  
our price list and on  
[ad.dzineelements.com](http://ad.dzineelements.com)

P@D6-00-136-0



Andrea Pagani, Alberto Bonandrini

# Scoop collection



## MODULAR SEATING COMPLETELY DISMOUNTABLE

Modular seating completely dismantlable and easy to assemble.

Packaged in boxes for minimum overall dimensions. Structure in painted steel. Wall modules, free standing, straight and corner solution with different designs of padding. Possibility to be fixed at floor. Linings from sample book.

### ACCESSORIES

Foot panel.

Back panel.



# Scoop collection

5030\_L

**PLAIN VERSION L 23.62" H 47.24" UNIT**

**FINISHES GROUP 1**

**FRAME FINISHES**

Metal: VG, VT

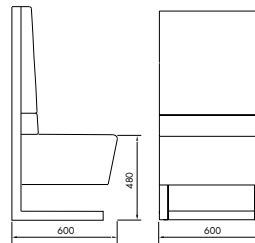
**FABRICS**

COM

Graded in Fabric programs also available with Kvadrat, Camira Ultra Fabrics and more, please ask a representative for assistance

## DIMENSIONS

Weight:	97 lb
Width (inches):	23.62"
Depth (inches):	23.62"
Height (inches):	47.24"
Seat width (inches):	20.47"
Seat height (inches):	18.90"
COM (yrd):	1,64



5030\_D

**HORIZONTAL VERSION L 23.62" H 47.24" UNIT**

**FINISHES GROUP 1**

**FRAME FINISHES**

Metal: VG, VT

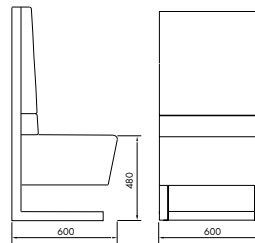
**FABRICS**

COM

Graded in Fabric programs also available with Kvadrat, Camira Ultra Fabrics and more, please ask a representative for assistance

## DIMENSIONS

Weight:	97 lb
Width (inches):	23.62"
Depth (inches):	23.62"
Height (inches):	47.24"
Seat width (inches):	20.47"
Seat height (inches):	18.90"
COM (yrd):	1,64



5030\_R

**DIAMOND COLLECTION L 23.62" H 47.24" UNIT**

**FINISHES GROUP 1**

**FRAME FINISHES**

Metal: VG, VT

**FABRICS**

COM

Graded in Fabric programs also available with Kvadrat, Camira Ultra Fabrics and more, please ask a representative for assistance

## DIMENSIONS

Weight:	97 lb
Width (inches):	23.62"
Depth (inches):	23.62"
Height (inches):	47.24"
Seat width (inches):	20.47"
Seat height (inches):	18.90"
COM (yrd):	1,64



complete list of versions/options also visible on our price list and on [ad.dzineelements.com](http://ad.dzineelements.com)

5030\_L

5031\_L

5032\_L

5033\_L

5034\_L

5035\_L

5036\_L

5037\_L

5038\_L

5030\_D

5031\_D

5032\_D

5033\_D

5034\_D

5035\_D

5036\_D

5037\_D

5038\_D

5030\_R

5031\_R

5032\_R

5033\_R

5034\_R

5035\_R

5036\_R

5037\_R

5038\_R

5030\_Q

5031\_Q

5032\_Q

5033\_Q

5034\_Q

5035\_Q



5036\_Q

5037\_Q

5038\_Q

SLIDE Studio

# Snake



## MODULAR SINOUS SEAT

Snake defines indoor spaces and it is ideal for outdoor venues, such as private gardens and trendy nightclubs. Its volume of matter and light, is a successful combination of aesthetics and functionality. Its modular shape allows Snake to be versatile and ideal to realise luminous compositions for any type of scenographic setting. It is combinable with the modular seat Ypsilon.

# Snake

## SNK120

**MODULAR SEAT IN POLYETHYLENE,  
LIGHTING, INDOOR USE ONLY**

**FINISHES GROUP 4**

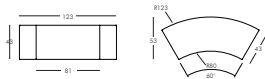
Polyethylene Lighting: LA

To order the item please use the following  
codes:

SD SNK120: Polyethylene Lighting

**DIMENSIONS**

Weight:	24.2 lb
Width (inches):	20.9"
Depth (inches):	48.4"
Height (inches):	16.9"



complete list of  
versions/options  
also visible on  
our price list and on  
[ad.dzineelements.com](http://ad.dzineelements.com)

SNK120

SNF120

## SNF120

**MODULAR SEAT IN POLYETHYLENE,  
LIGHTING, INDOOR AND OUTDOOR  
USE**

**FINISHES GROUP 4**

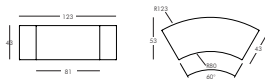
Polyethylene Lighting: LA

To order the item please use the following  
codes:

SD SNF120: Polyethylene Lighting

**DIMENSIONS**

Weight:	24.2 lb
Width (inches):	20.9"
Depth (inches):	48.4"
Height (inches):	16.9"



Marco Acerbis

# Wave



## MODULAR BENCH AND POT

Wave was born from the creativity of the SLIDE Studio designers and enriches the SLIDE range of pots and seats. Wave is at the same time a pot and a modular bench, suitable for both indoor and outdoor use. Representing an elegant and sinuous wave with a modern design, Wave allows to create infinite compositions. Thanks to its modularity it can become a product of strong scenic impact for events, especially in its luminous version.



# Wave

WVE045

**LIGHTNING POT IN MATT OR  
LACQUERED POLYETHYLENE**

**FINISHES GROUP 4**

Polyethylene Standard: FB, FC, FD, FE, FG, FH,  
FR, FT

Polyethylene Lighting: LA

Polyethylene Lacquered: QA/MF, QB/MQ,  
QC/MP, QD/MN, QG/MK, QH/MI, QM/MY,  
QO/MZ, QR/MW, QS/MX

To order the item please use the following  
codes:

SD WVE045: Polyethylene Standard (indoor use  
only)

LP WVE045: Polyethylene Lighting

SL WVE045: Polyethylene Lacquered

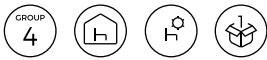
**DIMENSIONS**

Weight:	55.1 lb
Width (inches):	23.6"
Depth (inches):	63"
Height (inches):	17.7"



complete list of  
versions/options  
also visible on  
our price list and on  
**ad.dzineelements.com**

WVE045





# Stools



Giò Colonna Romano

**STACKABLE STOOL**

1x4 is a stool with an essential, discreet shape. Its exceptionality comes from its being stackable: up to four modules can be piled up on top of each other, thus creating a column with a luminous base.

# 1x4

SGA404

**STOOL IN POLYETHYLENE**

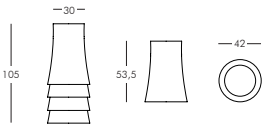
**FINISHES GROUP 4**

Polyethylene Standard: FB, FC, FD, FE, FG, FH, FR, FT  
Polyethylene Lighting: LA, LB, LC, LD, LL, LR, LS

To order the item please use the following codes:  
SD SGA404: Polyethylene Standard  
LP SGA404: Polyethylene Lighting (indoor use only)

**DIMENSIONS**

Weight:	24.25 lb
Height (inches):	41.34"
Seat width (inches):	11.8"
Seat depth (inches):	11.8"
Diameter (inches):	16.54"



complete list of versions/options also visible on our price list and on [ad.dzineelements.com](http://ad.dzineelements.com)  
SGA404



Sergio Mori

2525



### COLORED POLYETHYLENE STOOL

Monobloc stackable stool in polyethylene, UV rays resistant.  
Rotational molding.  
Possibility to brighten it inside.



# 2525

4050

COLORED POLYETHYLENE STOOL

FINISHES GROUP 1

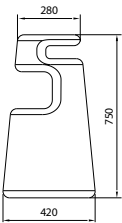
SEAT FINISHES

Polyethylene: A, B, BR, O, R, S



DIMENSIONS

Weight:	22.05 lb
Height (inches):	29.53"
Seat width (inches):	11,02"
Seat depth (inches):	11,02"
Diameter (inches):	16.54"



complete list of  
versions/options  
also visible on  
our price list and on  
[ad.dzineelements.com](http://ad.dzineelements.com)

4050  
F4050

F4050

COLORED POLYETHYLENE STOOL

FINISHES GROUP 1

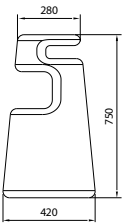
SEAT FINISHES

Polyethylene: A, B, BR, O, R, S



DIMENSIONS

Weight:	11.02 lb
Height (inches):	29.53"
Seat width (inches):	11,02"
Seat depth (inches):	11,02"
Diameter (inches):	16.54"





WERTHER TOFFOLONI

# Albert



## MODERN AND ELEGANT BARSTOOL

ALBERT SGC: barstool with metal chrome base, adjustable height. Upholstered seat

ALBERT SGCL: barstool in beech wood base and fully upholstered seat and back.

ALBERT SGB: Barstool with back in wood and metal chrome base, adjustable height and fully upholstered seat and back.

ALBERT SGSC METAL: Barstool with metal chrome base, adjustable height and fully upholstered seat and back.

# Albert

## ALBERT SGC

### BARSTOOL WITH METAL CHROME BASE, ADJUSTABLE HEIGHT. UPHOLSTERED SEAT

#### FINISHES GROUP 5

FRAME FINISHES  
metal chrome

#### FABRICS

COM  
COL  
Graded in Fabric programs also available with  
Kvadrat, Camira Ultra Fabrics and more, please  
ask a representative for assistance

#### DIMENSIONS

Weight:	44 lb
Width (inches):	20.86"
Depth (inches):	20.47"
Height (inches):	25.98/36.2"
Seat width (inches):	17.51"
Seat height (inches):	22.04"/32.28"
COM (yrd):	13
COL (sqf):	24

complete list of  
versions/options  
also visible on  
our price list and on  
[ad.dzineelements.com](https://ad.dzineelements.com)

ALBERT SGC  
ALBERT SG SCL  
ALBERT SGB  
ALBERT SGSC  
METAL



## ALBERT SG SCL

### BARSTOOL WITH WOOD BASE AND FULLY UPHOLSTERED SEAT AND BACK

#### FINISHES GROUP 5

FRAME FINISHES  
Wood: AC01, AC06, AC07, AC15, AC17, AC18,  
AC21, AC50, Oak natural, Oak wengè

#### FABRICS

COM  
COL  
Graded in Fabric programs also available with  
Kvadrat, Camira Ultra Fabrics and more, please  
ask a representative for assistance

#### DIMENSIONS

Weight:	26,4 lb
Width (inches):	20.86"
Depth (inches):	18.89"
Height (inches):	40.94"
Seat width (inches):	18.10"
Seat height (inches):	31.88"
COM (yrd):	1,6
COL (sqf):	30



## ALBERT SGB

### BARSTOOL WITH BACK IN WOOD AND METAL CHROME BASE, ADJUSTABLE HEIGHT AND FULLY UPHOLSTERED SEAT AND BACK

#### FINISHES GROUP 5

FRAME FINISHES  
Wood: AC01, AC06, AC07, AC15, AC17, AC18,  
AC21, AC50, Oak natural, Oak wengè

Metal chrome

#### FABRICS

COM  
COL  
Graded in Fabric programs also available with  
Kvadrat, Camira Ultra Fabrics and more, please  
ask a representative for assistance

#### DIMENSIONS

Weight:	26,4 lb
Width (inches):	20.86"
Depth (inches):	18.89"
Height (inches):	40.94"
Seat width (inches):	18.10"
Seat height (inches):	31.88"
COM (yrd):	1,6
COL (sqf):	30



WERTHER TOFFOLONI

# Albert-One SG



## BARSTOOL WITH LEGS IN WOOD OR BASE IN METAL

ALBERTONE SGSC: beech or oak wooden base - fully upholstered.

ALBERTONE SGSC DELUXE: beech or oak wooden base - fully upholstered with buttons.

ALBERT-ONE SGSC METAL: metal chrome base Ht-Adj.

ALBERT-ONE SGSC METAL DELUXE: metal chrome base Ht-Adj - fully upholstered with buttons.

ALBERTONE SGSCARM: beech or oak wooden base - fully upholstered.

ALBERTONE SGSCARM DELUXE: beech or oak wooden base - fully upholstered with buttons.

ALBERT-ONE SGSCARM METAL: metal chrome base Ht-Adj.

ALBERT-ONE SGSCARM METAL DELUXE: metal chrome base Ht -Adj - fully upholstered with buttons.

# Albert-One SG

## ALBERT-ONE SGSC

### BARSTOOL WITH LEGS IN WOOD

#### FINISHES GROUP 5

##### FRAME FINISHES

Wood: AC01, AC06, AC07, AC15, AC17, AC18, AC21, AC50, Oak natural, Oak wengè

##### FABRICS

COM

COL

Graded in Fabric programs also available with Kvadrat, Camira Ultra Fabrics and more, please ask a representative for assistance

#### DIMENSIONS

Weight:	26.4 lb
Width (inches):	21.25"
Depth (inches):	21.25"
Height (inches):	44.5"
Seat width (inches):	18.5"
Seat height (inches):	31.50"
COM (yrd):	1,9
COL (sqf):	36



complete list of versions/options also visible on our price list and on [ad.dzineelements.com](https://ad.dzineelements.com)

ALBERT-ONE  
SGSC  
ALBERT-ONE  
SGSC DELUXE  
ALBERT-ONE  
SGSC METAL  
ALBERT-ONE  
SGSC METAL  
DELUXE  
ALBERT-ONE  
SGSCARM  
ALBERT-ONE  
SGSCARM DELUXE  
ALBERT-ONE  
SGSCARM METAL  
ALBERT-ONE  
SGSCARM METAL  
DELUXE

## ALBERT-ONE SGSC DELUXE

### BARSTOOL WITH LEGS IN WOOD AND BACK WITH BUTTONS

#### FINISHES GROUP 5

##### FRAME FINISHES

Wood: AC01, AC06, AC07, AC15, AC17, AC18, AC21, AC50, Oak natural, Oak wengè

##### FABRICS

COM

COL

Graded in Fabric programs also available with Kvadrat, Camira Ultra Fabrics and more, please ask a representative for assistance

#### DIMENSIONS

Weight:	26.4 lb
Width (inches):	21.25"
Depth (inches):	21.25"
Height (inches):	44.5"
Seat width (inches):	18.5"
Seat height (inches):	31.50"
COM (yrd):	1,9
COL (sqf):	36



## ALBERT-ONE SGSC METAL

### BARSTOOL WITH BASE IN METAL CHROME

#### FINISHES GROUP 5

##### FRAME FINISHES

metal chrome

##### FABRICS

COM

COL

Graded in Fabric programs also available with Kvadrat, Camira Ultra Fabrics and more, please ask a representative for assistance

#### DIMENSIONS

Weight:	48.4 lb
Width (inches):	21.25"
Depth (inches):	21.25"
Height (inches):	33.9"/44.5"
Seat width (inches):	18.5"
Seat height (inches):	22.5"/31.5"
COM (yrd):	1,9
COL (sqf):	36





Giò Colonna Romano

STOOLS

# Alì Babà



## TEXTURED STOOL

Ali Babà is a stool with an extremely linear shape, suitable for every kind of environment. Made by means of the rotational moulding system, Ali Babà features an innovative technique: polyethylene is worked in order to obtain a refined, elegant and pleasant-to-touch embroidery-like decoration, that resembles the texture of antique Middle Eastern brocades.



# Alì Babà

ALI040

**STOOL IN POLYETHYLENE**

**FINISHES GROUP 4**

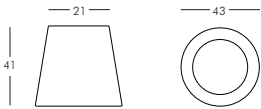
Polyethylene Standard: FB, FC, FD, FE, FG, FH, FR, FT

To order the item please use the following codes:

SD ALI040: Polyethylene Standard

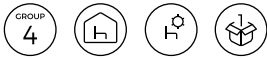
**DIMENSIONS**

Weight:	55.11 lb
Height (inches):	16.14"
Seat width (inches):	8.3"
Seat depth (inches):	8.3"
Diameter (inches):	16.9"



complete list of versions/options also visible on our price list and on [ad.dzineelements.com](http://ad.dzineelements.com)

ALI040



Italo Pertichini

# Amélie sgabello



## STACKABLE STOOL

Amélie Sgabello is a stackable stool with beautiful, fluid lines. The added, innovative benefit of stackability solves all space-related problems, increasing the products practicality and versatility. Equally perfect for homes and public use, Amélie Sgabello blends comfort and lightweight.

# Amélie sgabello

ASG046

**STOOL IN POLYETHYLENE**

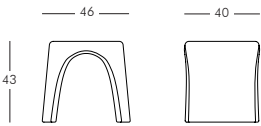
**FINISHES GROUP 4**

Polyethylene Standard: FB, FC, FD, FE, FG, FH, FR, FT  
Polyethylene Lacquered: QA/MF, QB/MQ, QC/MP, QD/MN, QG/MK, QH/MI, QM/MY, QO/MZ, QR/MW, QS/MX

To order the item please use the following codes:  
SD ASG046: Polyethylene Standard  
SL ASG046: Polyethylene Lacquered

**DIMENSIONS**

Weight:	8.8 lb
Width (inches):	18.1"
Depth (inches):	15.7"
Height (inches):	16.8"
Seat width (inches):	13.8"
Seat depth (inches):	13.8"



complete list of versions/options also visible on our price list and on [ad.dzineelements.com](http://ad.dzineelements.com)

ASG046





# Anouk



## STOOL WITH FIXED OR ADJUSTABLE BASE

Stool with 4 legs in chromed steel or swivel inox base, height-adjustable. Beech plywood shell, painted or upholstered.

### ACCESSORIES

Seat cushion.

# Anouk

4030

## CHROMED FIXED STOOL

### FINISHES GROUP 1

#### SEAT FINISHES

Wood: LE01, LE03  
COM

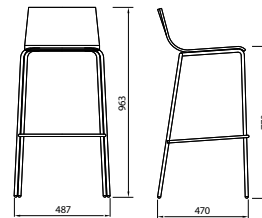
#### FRAME FINISHES

Chrome: CR



### DIMENSIONS

Weight: 30.86 lb  
Width (inches): 18.51"  
Depth (inches): 19.18"  
Height (inches): 37.92"  
Seat height (inches): 20.32"  
COM (yrd): 0,492



complete list of  
versions/options  
also visible on  
our price list and on  
[ad.dzinelements.com](http://ad.dzinelements.com)

4030

4031

4032

CS4032

4031

## SWIVEL, INOX FOOT HEIGHT ADJUSTABLE STOOL

### FINISHES GROUP 1

#### SEAT FINISHES

Wood: LE01, LE03  
COM

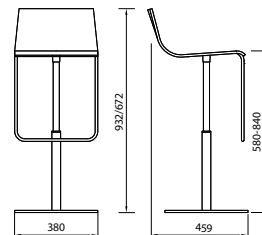
#### FRAME FINISHES

Metal: IL, IS



### DIMENSIONS

Weight: 35.27 lb  
Width (inches): 18.08"  
Depth (inches): 14.97"  
Height (inches): from 26.46"  
to 36.69"  
Seat height (inches): from 22.84"  
to 33.08"  
COM (yrd): 0,492



4032

## SWIVEL, INOX FOOT, FIXED HEIGHT

### FINISHES GROUP 1

#### SEAT FINISHES

Wood: LE01, LE03  
COM

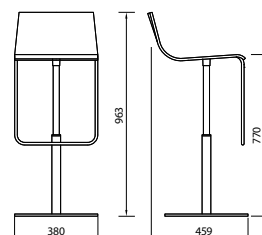
#### FRAME FINISHES

Metal: IL, IS



### DIMENSIONS

Weight: 35.27 lb  
Width (inches): 18.08"  
Depth (inches): 14.97"  
Height (inches): 37.92"  
Seat height (inches): 30.32"  
COM (yrd): 0,492



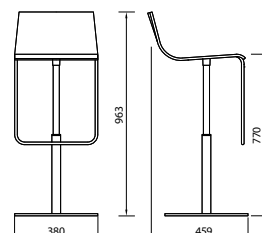
CS4032

## SURCHARGE FOR CUSHION (TO BE ADDED ON OAK OR WENGÉ VERSIONS)



### DIMENSIONS

COM (yrd): 0.328 – 0.492





Luca Somaini

# Astra



## TWOFOLD SEAT

Versatile, lightweight, unusual - Astra is made of polyethylene by means of rotational moduling. Astra is a star-shaped twofold seat: sitting people's backs slightly brush against other, thus creating a game of subtle connections. Its shape and material make Astra suitable for any kind of space - from outdoor to residential use.



# Astra

AST100

**VESATILE SEAT**

**FINISHES GROUP 4**

Polyethylene Standard: FB, FC, FD, FE, FG, FH, FR, FT  
Polyethylene Lacquered: QA/MF, QB/MQ, QC/MP, QD/MN, QG/MK, QH/MI, QM/MY, QO/MZ, QR/MW, QS/MX

To order the item please use the following codes:  
SD AST100: Polyethylene Standard  
SL AST100: Polyethylene Lacquered

**DIMENSIONS**

Weight: 26.4 lb  
Width (inches): 38.6"  
Depth (inches): 19.7"  
Height (inches): 31.5"



complete list of  
versions/options  
also visible on  
our price list and on  
[ad.dzineelements.com](http://ad.dzineelements.com)

AST100





Wolfgang C.R. Mezger

# Cat



## STOOL WITH WOODEN FRAME

Cat is a seating sculpture which develops from an arched quadrate and opens up conically like a flower. The upper border is inclined and describes the line of the back- and the armrest, which flows harmonically into the seat. Cat has a variety of fine and fascinating seatings ranging from an armchair to a 2-seater and a pouf. It adapts itself to different kinds of architectural styles but nevertheless has a high value of recognition. Cat fits perfectly in those places, where despite little room, high seating quality is required. A new, delicate and low seating option which represents the zeitgeist as well as the longevity of a seating.

# Cat

CAT7-00-055-1

STOOL WITH HIDDEN WOOD FRAME

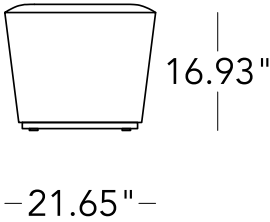
FINISHES GROUP 8

FABRICS

COM  
COL  
Graded in Fabric programs also available with  
Kvadrat, Camira Ultra Fabrics and more, please  
ask a representative for assistance

DIMENSIONS

Weight:	8 lb
Width (inches):	21,65"
Depth (inches):	27,56"
Height (inches):	16,93"
Seat height (inches):	16,93"
COM (yrd):	2,19
COL (sqf):	38,75



complete list of  
versions/options  
also visible on  
our price list and on  
[ad.dzineelements.com](http://ad.dzineelements.com)

CAT7-00-055-1



Marcel Wanders

# Chubby Low



## SEAT

Chubby comes in two versions, as an armchair and a pouf. Both made of polyethylene by means of rotational moulding. The two versions and the different finishes make chubby a winning solution for an impressive decor featuring the most innovative design.



# Chubby low

WCL030

**POUF IN POLYETHYLENE**

**FINISHES GROUP 4**

Polyethylene Standard: FB, FC, FD, FE, FG, FH, FR, FT  
Polyethylene Lacquered: QA/MF, QB/MQ, QC/MP, QD/MN, QG/MK, QH/MI, QM/MY, QO/MZ, QR/MW, QS/MX

To order the item please use the following codes:  
SD WCL030: Polyethylene Standard  
SL WCL030: Polyethylene Lacquered

**DIMENSIONS**

Weight: 17.6 lb  
Width (inches): 33.5"  
Depth (inches): 29.5"  
Height (inches): 11.8"



complete list of versions/options also visible on our price list and on [ad.dzineelements.com](http://ad.dzineelements.com)

WCL030



Giò Colonna Romano

# Cin cin



## BOTTLE CORK SHAPED POT

Cin Cin recalls the shape of a bottle cork and reinterprets it in a fun way, giving life to a luminous seat that brightens un any indoor space with a touch of originality. Cin Cin is made of polyethylene by means of rotational moulding.

# Cin Cin

TAP050

STOOL IN POLYETHYLENE

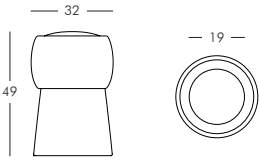
FINISHES GROUP 4

Polyethylene Standard: FB, FC, FD, FE, FG, FH, FR, FT  
Polyethylene Lighting: LA, LB, LC, LD, LL, LR, LS  
Polyethylene Lacquered: QA/MF, QB/MQ, QC/MP, QD/MN, QG/MK, QH/MI, QM/MY, QO/MZ, QR/MW, QS/MX

To order the item please use the following codes:  
SD TAP050: Polyethylene Standard  
LP TAP050: Polyethylene Lighting (indoor use only)  
SL TAP050: Polyethylene Lacquered

DIMENSIONS

Weight: 4.4 lb  
Height (inches): 19.3"  
Diameter (inches): 12.6"



complete list of versions/options also visible on our price list and on [ad.dzineelements.com](http://ad.dzineelements.com)

TAP050



Martino Gamper

# Cirque



## STEAM BENT BEECH WOOD HIGH STOOL WITH BACKREST

The light and playful circus theme is at the core of the Cirque family of stools designed by Martino Gamper for Wiener GTV Design. The bent element, which is the brand's signature trait, is surprisingly and unexpectedly inserted in the base of the stool, forming the outline of the seat in the form of a chain comprising two or three wooden rings that loop around the full length of the stool legs. This striking styling effect blends in seamlessly with the functionality of the seat: Cirque L is a tall, sleek stool with backrest.

# Cirque

## SGCIRLLGN

### STEAM BENT BEECH WOOD HIGH STOOL WITH BACKREST

#### FINISHES GROUP 6

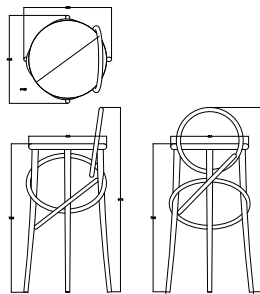
##### FINISHES

Structure/Ring: B01/B03, B03/B01, C01 - RAL9005/C02 - RAL9010) - C01 - RAL9005 / C02 - RAL9010, C02 - RAL 9010/C01 RAL 9005



#### DIMENSIONS

Weight:	14,33 lb
Width (inches):	17,7"
Depth (inches):	17,7"
Height (inches):	38,1"
Seat width (inches):	15,7"
Seat height (inches):	30,7"



complete list of versions/options also visible on our price list and on [ad.dzineelements.com](http://ad.dzineelements.com)

SGCIRLLGN  
SGCIRLTES  
SGCIRMLGN  
SGCIRMTES  
SGCIRSLGN  
SGCIRSTES

## SGCIRLTES

### STEAM BENT BEECH WOOD HIGH STOOL WITH BACKREST AND UPHOLSTERED SEAT

#### FINISHES GROUP 6

##### FINISHES

Structure/Ring: B01/B03, B03/B01, C01 - RAL9005/C02 - RAL9010) - C01 - RAL9005 / C02 - RAL9010, C02 - RAL 9010/C01 RAL 9005

##### FABRICS

COM

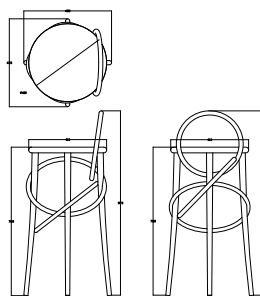
COL

Graded in Fabric programs also available with Kvadrat, Camira Ultra fabrics and more, please ask a representative for assistance



#### DIMENSIONS

Weight:	14,33 lb
Width (inches):	17,7"
Depth (inches):	17,7"
Height (inches):	38,1"
Seat width (inches):	15,7"
Seat height (inches):	30,7"
COM (yrd):	0,44
COL (sqf):	1,74



## SGCIRMLGN

### STEAM BENT BEECH WOOD HIGH STOOL

#### FINISHES GROUP 6

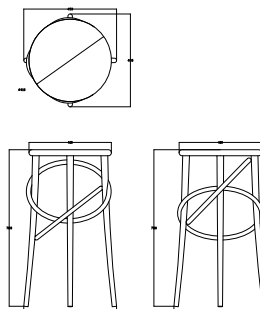
##### FINISHES

Structure/Ring: B01/B03, B03/B01, C01 - RAL9005/C02 - RAL9010) - C01 - RAL9005 / C02 - RAL9010, C02 - RAL 9010/C01 RAL 9005



#### DIMENSIONS

Weight:	13,23 lb
Width (inches):	17,7"
Depth (inches):	17,7"
Height (inches):	30,7"
Seat width (inches):	15,7"
Seat height (inches):	30,7"





Nicola Cacco

# Cube 3.0



## STOOL WITH FIXED OR ADJUSTABLE BASE

Stool with 4 legs in chromed or painted steel, with two different heights. Version in stainless steel swivel and height-adjustable. Vinyl or linings from sample book.



# Cube 3.0

4010

## SWIVEL HEIGHT ADJUSTABLE STOOL

### FINISHES GROUP 1

#### FRAME FINISHES

Metal: IL, IS

#### FABRICS

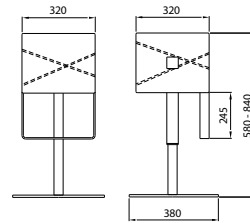
COM

Graded in Fabric programs also available with Kvadrat, Camira Ultra Fabrics and more, please ask a representative for assistance



### DIMENSIONS

Weight:	46.30 lb
Width (inches):	14.97"
Depth (inches):	14.97"
Height (inches):	from 22.83" to 33.07"
Seat width (inches):	12.6"
Seat height (inches):	9.65"
COM (yrd):	0,711



complete list of versions/options also visible on our price list and on [ad.dzinelements.com](http://ad.dzinelements.com)

4010  
4011  
4013  
4014

4011

## SWIVEL STOOL INOX FOOT

### FINISHES GROUP 1

#### FRAME FINISHES

Metal: IL, IS

#### FABRICS

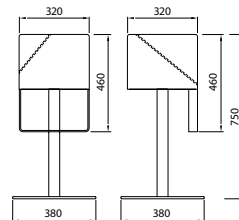
COM

Graded in Fabric programs also available with Kvadrat, Camira Ultra Fabrics and more, please ask a representative for assistance



### DIMENSIONS

Weight:	46.30 lb
Width (inches):	14.97"
Depth (inches):	14.97"
Height (inches):	29.53"
Seat width (inches):	12.6"
Seat height (inches):	18.12"
COM (yrd):	0,711



4013

## FIXED STOOL H 29.53", UPHOLSTERED

### FINISHES GROUP 1

#### FRAME FINISHES

Metal: VB, VNO, VA

Chrome: CR

#### FABRICS

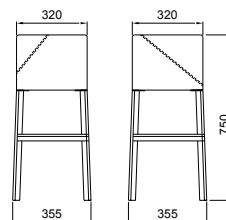
COM

Graded in Fabric programs also available with Kvadrat, Camira Ultra Fabrics and more, please ask a representative for assistance



### DIMENSIONS

Weight:	19.84 lb
Width (inches):	13.98"
Depth (inches):	13.98"
Height (inches):	29.53"
Seat width (inches):	12.6"
Seat height (inches):	18.12"
COM (yrd):	0,711



Erla Sólveig Oskarsdóttir

# Dimon



## ARMACHAIR WITH METAL FEET

Frame in solid wood and plywood; belts and flame retardant polyurethane foam covered with fibre wadding; fixed cover; metal feet chrome plated; top of the coffee table in glass or in plywood veneered or laminated.

# Dimon

DIM7-00-057-1

## STOOL

### FINISHES GROUP 8

#### FEET

Metal: chrome plated steel

#### FABRICS

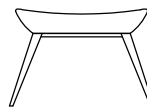
COM

COL

Graded in Fabric programs also available with Kvadrat, Camira Ultra Fabrics and more, please ask a representative for assistance

## DIMENSIONS

Weight:	10 lb
Width (inches):	22,44"
Depth (inches):	23,62"
Height (inches):	18,5"
Seat height (inches):	18,5"
COM (yrd):	1,64
COL (sqf):	29,06



18.50"

— 22.44" —

complete list of versions/options also visible on our price list and on [ad.dzineelements.com](http://ad.dzineelements.com)

DIM7-00-057-1



Jorge Najera

# Drink



## WINE GLASS SHAPED STOOL

Drink is a unique bar stool created in the shape of a wine glass. It can be used both indoors and outdoors. If turned upside down, Drink can become a lamp or an ice bucket. Drink furnishes terraces, gardens, living rooms and kitchen in an unusual way. It's lightweight, easily transportable and suitable for both private and public events





# Drink

DRI075

## BAR STOOL

### FINISHES GROUP 4

Polyethylene Standard: FB, FC, FD, FE, FG, FH, FR, FT

Polyethylene Lacquered: QA/MF, QB/MQ, QC/MP, QD/MN, QG/MK, QH/MI, QM/MY, QO/MZ, QR/MW, QS/MX

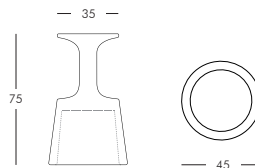
To order the item please use the following codes:

SD DRI075: Polyethylene Standard

SL DRI075: Polyethylene Lacquered

### DIMENSIONS

Weight: 15.4 lb  
Height (inches): 29.5"  
Diameter (inches): 17.7"



complete list of  
versions/options  
also visible on  
our price list and on  
[ad.dzineelements.com](https://ad.dzineelements.com)

DRI075



WERTHER TOFFOLONI

# Elpis Stool



## FULLY UPHOLSTERED BARSTOOL

Beech wooden base - fully upholstered.



# Elpis Stool

## ELPIS SG

### FULLY UPHOLSTERED BARSTOOL WITH HANDLE ON THE BACK

#### FINISHES GROUP 5

#### FRAME FINISHES

Wood: AC01, AC06, AC07, AC15, AC17, AC18, AC21, AC50

#### FABRICS

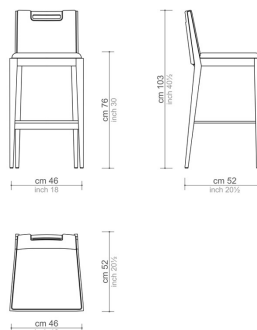
COM

COL

Graded in Fabric programs also available with Kvadrat, Camira Ultra Fabrics and more, please ask a representative for assistance

#### DIMENSIONS

Weight:	17,6 lb
Width (inches):	18.11"
Depth (inches):	20.07"
Height (inches):	40.55"
Seat width (inches):	17.32"
Seat height (inches):	30.31"
COM (yrd):	1,21
COL (sqf):	22



complete list of versions/options also visible on our price list and on [ad.dzinelements.com](http://ad.dzinelements.com)

ELPIS SG  
ELPIS XSG



## ELPIS XSG

### FULLY UPHOLSTERED BARSTOOL

#### FINISHES GROUP 5

#### FRAME FINISHES

Wood: AC01, AC06, AC07, AC15, AC17, AC18, AC21, AC50

#### FABRICS

COM

COL

Graded in Fabric programs also available with Kvadrat, Camira Ultra Fabrics and more, please ask a representative for assistance

#### DIMENSIONS

Weight:	17,6 lb
Width (inches):	18.11"
Depth (inches):	20.07"
Height (inches):	40.55"
Seat width (inches):	17.32"
Seat height (inches):	30.31"
COM (yrd):	1,21
COL (sqf):	22



Setacomincini

# Estrosa Stool



## STACKABLE STOOL WITH STEEL FRAME

Stackable stool with steel frame, epoxy painted or chromed. Two different heights available. Seat in extruded anodized aluminum.



# Estrosa Stool

4020

**STOOL, ALUMINIUM SEAT ANODIZED H  
26.38"**

**FINISHES GROUP 1**

**SEAT FINISHES**

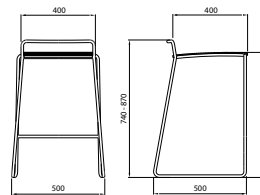
Aluminium: AU01, AU02, AU03, AU04, AU05,  
AU06, AU07, AU08

**FRAME FINISHES**

Metal: VN, VA  
Chrome: CR

**DIMENSIONS**

Weight: 30.86 lb  
Width (inches): 19.68"  
Depth (inches): 19.68"  
Height (inches): 26.38"  
Seat width (inches): 15.75"



complete list of  
versions/options  
also visible on  
our price list and on  
[ad.dzineelements.com](http://ad.dzineelements.com)

4020  
4021



4021

**STOOL, ALUMINIUM ANODIZED SEAT H  
31.50"**

**FINISHES GROUP 1**

**SEAT FINISHES**

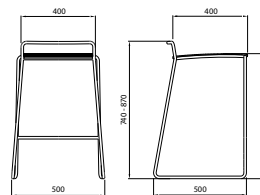
Aluminium: AU01, AU02, AU03, AU04, AU05,  
AU06, AU07, AU08

**FRAME FINISHES**

Metal: VN, VA  
Chrome: CR

**DIMENSIONS**

Weight: 35.27 lb  
Width (inches): 19.68"  
Depth (inches): 19.68"  
Height (inches): 31.50"  
Seat width (inches): 15.75"





Nigel Coates

# Lehnstuhl Hocker



## STEAM BENT BEECH WOOD FOOTREST

Nigel Coates widens his furnishing proposal for Wiener GTV Design by introducing in his collection an extremely original element: the Lehnstuhl-Hocker footrest fits with elegance and nonchalance the spaces of the house devoted to relaxation. The bent beech structure recalls Lehnstuhl's lines, designed by the English designer, using its woven cane wide-mesh version for the footrest.

# Lehnstuhl Hocker

PPLEHNPG1

**STEAM BENT BEECH WOOD FOOTREST**

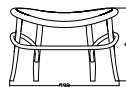
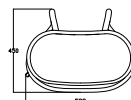
**FINISHES GROUP 6**

**FRAME FINISHES**

Classic: C01 - RAL 9005, C02 - RAL 9010

## DIMENSIONS

Weight:	8,82 lb
Width (inches):	23,5"
Depth (inches):	17,7"
Height (inches):	15,7"



complete list of  
versions/options  
also visible on  
our price list and on  
**[ad.dzineelements.com](http://ad.dzineelements.com)**

PPLEHNPG1

Rossin

# Gear



## GEAR SHAPED VASE OR STOOL

Gear is inspired by the typical shape of a mechanical gear and can be used both as a pot, thanks to its double inner wall, or as a seat. Gear is modular: pots/seats can be put on top of or beside each other interlocking like a real gear. They give life to the traditional mechanical composition with their playful and colorful design, turning any space into a unique setting.

# Gear

GEA040

**GEAR SHAPED STOOL/COFFEE TABLE**

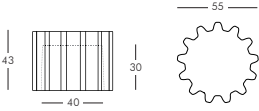
**FINISHES GROUP 4**

Polyethylene Standard: FB, FC, FD, FE, FG, FH, FR, FT  
Polyethylene Lighting: LA, LB, LC, LD, LL, LR, LS  
Polyethylene Lacquered: QA/MF, QB/MQ, QC/MP, QD/MN, QG/MK, QH/MI, QM/MY, QO/MZ, QR/MW, QS/MX

To order the item please use the following codes:  
SD GEA040: Polyethylene Standard  
LP GEA040: Polyethylene Lighting (indoor use only)  
SL GEA040: Polyethylene Lacquered

**DIMENSIONS**

Weight: 13.2 lb  
Width (inches): 21.6"  
Depth (inches): 21.6"  
Height (inches): 16.9"



complete list of versions/options also visible on our price list and on [ad.dzineelements.com](http://ad.dzineelements.com)

GEA040



Mario Mazzer

# Jo Stool



## COLORED POLYETHYLENE STOOL

Stool in polyethylene (one or two colors) UV rays resistant.

Rotational molding.

Upholstered version in various linings from sample book.



# Jo Stool

4070

**COLORED POLYETHYLENE STOOL**

**FINISHES GROUP 1**

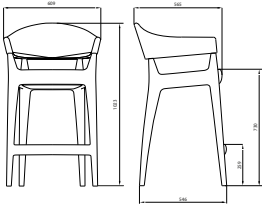
**SEAT FINISHES**

Polyethylene: A, B, R, S, VE, Y



**DIMENSIONS**

Weight:	33.07 lb
Width (inches):	21.5"
Depth (inches):	23.98"
Height (inches):	40.28"
Seat width (inches):	22.25"
Seat height (inches):	28.75"



complete list of  
versions/options  
also visible on  
our price list and on  
[ad.dzineelements.com](http://ad.dzineelements.com)

4070

4071

4072

4073

4071

**COLORED POLYETHYLENE  
UPHOLSTERED STOOL**

**FINISHES GROUP 1**

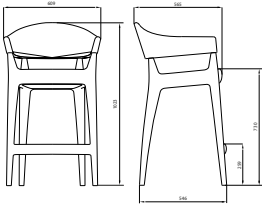
**SEAT FINISHES**

Polyethylene: A, B, R, S, VE, Y



**DIMENSIONS**

Weight:	39.68 lb
Width (inches):	21.5"
Depth (inches):	23.98"
Height (inches):	40.28"
Seat width (inches):	22.25"
Seat height (inches):	28.75"
COM (yrd):	1,312
COL (sqf):	26,91



4072

**COLORED POLYETHYLENE  
UPHOLSTERED STOOL**

**FINISHES GROUP 1**

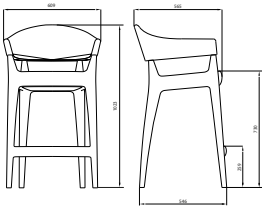
**SEAT FINISHES**

Polyethylene: A, B, R, S, VE, Y



**DIMENSIONS**

Weight:	33.07 lb
Width (inches):	21.5"
Depth (inches):	23.98"
Height (inches):	40.28"
Seat width (inches):	22.25"
Seat height (inches):	28.75"
COM (yrd):	0,601
COL (sqf):	10,764



4073

**COLORED POLYETHYLENE  
UPHOLSTERED STOOL**

**FINISHES GROUP 1**

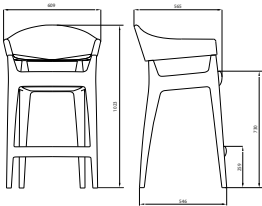
**SEAT FINISHES**

Polyethylene: A, B, R, S, VE, Y



**DIMENSIONS**

Weight:	33.07 lb
Width (inches):	21.5"
Depth (inches):	23.98"
Height (inches):	40.28"
Seat width (inches):	22.25"
Seat height (inches):	28.75"
COM (yrd):	0,875
COL (sqf):	16,146



# John John



## FIXED STOOL, POLYURETHANE SEAT

Stackable stool with painted steel frame. Polyurethane seat, UV rays and fire resistant. The material is colored in mass and is a guarantee of resistance from scratches and abrasions.



# John John

4510

**FIXED STOOL, POLYURETHANE SEAT**

**FINISHES GROUP 1**

**SEAT FINISHES**

Polyurethane: PVE, PBL, PR, PTA

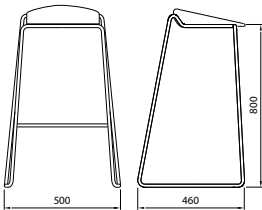
**FRAME FINISHES**

Metal: VA

Chrome: CR


**DIMENSIONS**

Weight:	48.50 lb
Width (inches):	18.11"
Depth (inches):	19.68"
Height (inches):	31.50"



complete list of  
versions/options  
also visible on  
our price list and on  
[ad.dzineelements.com](http://ad.dzineelements.com)

4510



Karim Rashid

STOOLS

# Koncord



## VERSATILE STOOL

The seating range is enriched by the Koncord stool, available in many different colours. Characterised by a streamlined design and easy to move around, Koncord blends the avant-garde, modern designs typical of Karim Rashid, and a minimal surface area. Brightly coloured and dynamic, ergonomic and versatile, Koncord is the perfect choice for all sorts of occasions: Karim Rashid's stool is equally suitable for interior furnishing and large outdoor areas.

# Koncord

KON075

## BAR STOOL

### FINISHES GROUP 4

Polyethylene Standard & FU: FC, FD, FE, FG, FH, FR, FT, FU

Polyethylene Lacquered: QA/MF, QB/MQ, QC/MP, QD/MN, QG/MK, QH/MI, QM/MY, QO/MZ, QR/MW, QS/MX

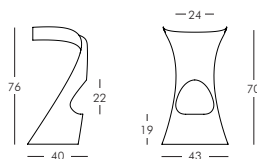
To order the item please use the following codes:

SD KON075: Polyethylene Standard & FU

SL KON075: Polyethylene Lacquered

### DIMENSIONS

Weight:	11 lb
Width (inches):	16.9"
Depth (inches):	15.7"
Height (inches):	29.9"
Seat width (inches):	9.4"
Seat height (inches):	27.5"



complete list of  
versions/options  
also visible on  
our price list and on  
[ad.dzineelements.com](http://ad.dzineelements.com)

KON075





Marc Sadler

# Lau



## VERSATILE STOOL

Modern and elegant the stool Lau, was projected to be original and versatile, thanks to its wide and comfortable seat. Lau is available in a luminous version illuminated with energy saving bulbs or with RGB LED technology.



# Lau

## LAU045

### STOOL IN POLYETHYLENE

#### FINISHES GROUP 4

Polyethylene Standard: FB, FC, FD, FE, FG, FH, FR, FT

Polyethylene Lighting: LA

Polyethylene Lighting LED: LA

Polyethylene Lacquered: QA/MF, QB/MQ, QC/MP, QD/MN, QG/MK, QH/MI, QM/MY, QO/MZ, QR/MW, QS/MX

To order the item please use the following codes:

SD LAU045: Polyethylene Standard

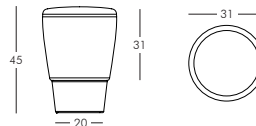
LP LAU045: Polyethylene Lighting (indoor use only)

LB LAU045: Polyethylene Lighting LED

SL LAU045: Polyethylene Lacquered

#### DIMENSIONS

Weight: 3.1 lb  
Height (inches): 17.7"  
Diameter (inches): 12.2"



complete list of versions/options also visible on our price list and on [ad.dzineelements.com](https://ad.dzineelements.com)

LAU045

LAU046

## LAU046

### CUSHION IN POLYURETHANE

#### FINISHES GROUP 4

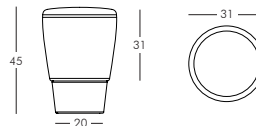
Polyurethane: PD, PE, PG, PI

To order the item please use the following codes:

SD LAU046: Polyurethane

#### DIMENSIONS

Weight: 3.1 lb  
Height (inches): 17.7"  
Diameter (inches): 12.2"



Barnaby Gunning

# Lazy bones



## BAR STOOL

Lazy Bones is a unique stool with a diverse product line that is made of polyethylene through the rotational moulding system. It is a lightweight, easy-to-handle product - perfect for quick and easy furnishing of both indoor and outdoor use. Just the thing for a truly authentic SLIDE atmosphere.



# Lazy bones

LAZ075

## BAR STOOL

### FINISHES GROUP 4

Polyethylene Standard: FB, FC, FD, FE, FG, FH, FR, FT

Polyethylene Lacquered: QA/MF, QB/MQ, QC/MP, QD/MN, QG/MK, QH/MI, QM/MY, QO/MZ, QR/MW, QS/MX

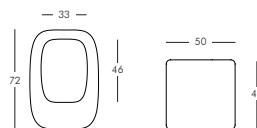
To order the item please use the following codes:

SD LAZ075: Polyethylene Standard

SL LAZ075: Polyethylene Lacquered

### DIMENSIONS

Weight:	17.6 lb
Width (inches):	19.7"
Depth (inches):	15.7"
Height (inches):	28.3"
Seat width (inches):	13"
Seat depth (inches):	15.7"



complete list of  
versions/options  
also visible on  
our price list and on  
[ad.dzineelements.com](http://ad.dzineelements.com)

LAZ075



Moro, Pigatti

# Little prince of love



## POUF

The Little Prince of Love is the perfect pouf that complements the Queen of Love seat. Thanks to its modular structure the seat and the legs are two different parts, so there is a possibility of choosing a combination of colours, allowing more creativity for a unique furnishing. Weather resistant and easy to clean, the Little Prince of Love is available in 9 colours.





# Little Prince of Love

LPR055

## POUF

### FINISHES GROUP 4

Polyethylene Standard & FU: FC, FD, FE, FG, FH, FR, FT, FU

Polyethylene Lacquered: QA/MF, QB/MQ, QC/MP, QD/MN, QG/MK, QH/MI, QM/MY, QO/MZ, QR/MW, QS/MX

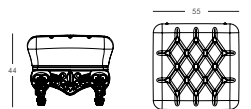
To order the item please use the following codes:

SD LPR055: Polyethylene Standard & FU

SL LPR055: Polyethylene Lacquered

### DIMENSIONS

Weight:	16.5 lb
Width (inches):	21.5"
Depth (inches):	21.5"
Height (inches):	17.2"



complete list of  
versions/options  
also visible on  
our price list and on  
[ad.dzineelements.com](http://ad.dzineelements.com)

LPR055



WERTHER TOFFOLONI

# Micha Stool



## UPHOLSTERED BARSTOOL IN WOOD

MICHA SGST: beech wooden base - seat upholstered.

MICHA SGI: beech wooden base - seat and back upholstered.

# Micha Stool

## MICHA SGI

### BARSTOOL IN WOOD WITH SEAT AND BACK UPHOLSTERED

#### FINISHES GROUP 5

##### FRAME FINISHES

Wood: AC01, AC06, AC07, AC15, AC17, AC18, AC21, AC50

##### FABRICS

COM

COL

Graded in Fabric programs also available with Kvadrat, Camira Ultra Fabrics and more, please ask a representative for assistance

#### DIMENSIONS

Weight:	17.6 lb
Width (inches):	18.11"
Depth (inches):	19.68"
Height (inches):	42.12"
Seat width (inches):	17.71"
Seat height (inches):	31.10"
COM (yrd):	0,75
COL (sqf):	13

complete list of versions/options also visible on our price list and on [ad.dzineelements.com](https://ad.dzineelements.com)

MICHA SGI  
MICHA SGST



## MICHA SGST

### BARSTOOL IN WOOD WITH SEAT UPHOLSTERED

#### FINISHES GROUP 5

##### FRAME FINISHES

Wood: AC01, AC06, AC07, AC15, AC17, AC18, AC21, AC50

##### FABRICS

COM

COL

Graded in Fabric programs also available with Kvadrat, Camira Ultra Fabrics and more, please ask a representative for assistance

#### DIMENSIONS

Weight:	17.6 lb
Width (inches):	18.11"
Depth (inches):	19.68"
Height (inches):	42.12"
Seat width (inches):	17.71"
Seat height (inches):	31.10"
COM (yrd):	0,4
COL (sqf):	7



Stefano Soave

# Nonò



## SEAT WITH 3 LEGS IN COLORED POLYPROPYLENE

Stackable 3 legs stool, realized in homopolymer filled with fiberglass. UV rays resistant. Air moulding technology. Available in different size color and surface variants.

# Nonò

4040

## SEAT WITH 3 LEGS IN COLORED POLYPROPYLENE

### FINISHES GROUP 1

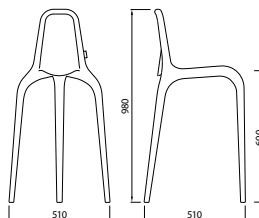
#### SEAT FINISHES

Polypropylene: A, B, G, L



### DIMENSIONS

Weight:	22.05 lb
Width (inches):	20.08"
Depth (inches):	20.08"
Height (inches):	38.58"
Seat height (inches):	27.17"



complete list of  
versions/options  
also visible on  
our price list and on  
[ad.dzineelements.com](http://ad.dzineelements.com)

4040  
F4040

F4040

## SEAT WITH 3 LEGS IN COLORED POLYPROPYLENE

### FINISHES GROUP 1

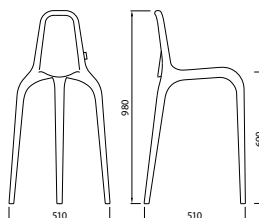
#### SEAT FINISHES

Polypropylene: A, B, G, L



### DIMENSIONS

Weight:	11.02 lb
Width (inches):	20.08"
Depth (inches):	20.08"
Height (inches):	38.58"
Seat height (inches):	27.17"





Defne Koz

# Nuvola pouf



## LOVESEAT

Comfortable and sinuous, Nuvola Pouf is a SLIDE seat for interiors. It features a luminous white base made of polyethylene by means of rotational moulding, covered by a shaped grey cushion. Nuvola Pouf is a double-layered seat that is functional yet . Light turns its base into an ethereal, dreamy furnishing item.

# Nuvola pouf

NPF150

## CLOUD SHAPED ILLUMINABLE SEAT

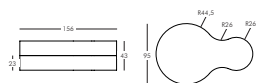
### FINISHES GROUP 4

Polyethylene Lighting: LA  
Polyethylene Lacquered: QA/MF, QB/MQ,  
QC/MP, QD/MN, QG/MK, QH/MI, QM/MY,  
QO/MZ, QR/MW, QS/MX  
cushion Ecoleather with velvet touch: light grey

To order the item please use the following  
codes:  
SD NPF150: Polyethylene Lighting (indoor use  
only)  
SL NPF150: Polyethylene Lacquered

### DIMENSIONS

Weight:	48.5 lb
Width (inches):	59.8"
Depth (inches):	37.4"
Height (inches):	16.9"



complete list of  
versions/options  
also visible on  
our price list and on  
[ad.dzineelements.com](http://ad.dzineelements.com)

NPF150



Otto Wagner

# Postsparkasse Hocker



## STEAM BENT BEECH WOOD STOOL

Extreme shape synthesis. Minimalism, exclusivity and an eye for detail. The "Postsparkasse" series was designed in 1906 by Otto Wagner for the headquarters of the Post Office Savings Bank in Vienna, and represents a clear expression of modern Viennese art. The solid bent beech wood structure is both embracing and ergonomic. This item introduces a new concept to the "Postsparkasse" series: the use of wood with a square, not round cross-section, to create a more rigorous design.



# Postsparkasse Hocker

SGPSTKLGN

**STEAM BENT BEECH WOOD STOOL**

**FINISHES GROUP 6**

**FRAME FINISHES**

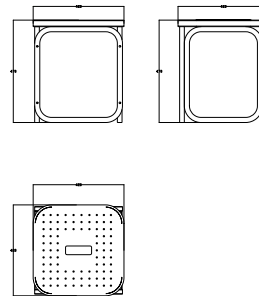
Wood: B01, B02, B03, B04

Classic: C01 - RAL 9005, C02 - RAL 9010



## DIMENSIONS

Weight:	8,8 lb
Width (inches):	16.5"
Depth (inches):	16.5"
Height (inches):	18.5"
Seat height (inches):	18.5"



complete list of  
versions/options  
also visible on  
our price list and on  
[ad.dzineelements.com](http://ad.dzineelements.com)

SGPSTKLGN

Rossin

# Pouf letto



STOOL BED WITH METAL FRAME



# Pouf letto

POU1-00-078-1

**STOOL BED, BED SURFACE 27.67 X 7.68**

**FINISHES GROUP 8**

**FABRICS**

COM

COL

Graded in Fabric programs also available with Kvadrat, Camira Ultra Fabrics and more, please ask a representative for assistance

## **DIMENSIONS**

Weight:	25 lb
Width (inches):	30,71"
Depth (inches):	79,53"
Seat width (inches):	27,56"
Seat depth (inches):	76,77"
COM (yrd):	2,73

complete list of versions/options also visible on our price list and on [ad.dzineelements.com](https://ad.dzineelements.com)

POU1-00-078-1



Rossin

# Provence



UPHOLSTERED STOOL

# Provence

PRO7-00-053-0

## STOOL WITH REMOVABLE COVER

### FINISHES GROUP 8

#### FABRICS

COM

COL

Graded in Fabric programs also available with Kvadrat, Camira Ultra Fabrics and more, please ask a representative for assistance

#### DIMENSIONS

Weight:	8 lb
Width (inches):	20,87"
Height (inches):	16,14"
Seat height (inches):	16,14"
COM (yrd):	2,19
COL (sqf):	38,75

complete list of versions/options also visible on our price list and on [ad.dzineelements.com](https://ad.dzineelements.com)

PRO7-00-053-0



Alma Design

# Robin



## SWIVEL STOOL WITH ROUND FOOT AND FIREPROOF POLYURETHANE SEAT

Swivel and height-adjustable stool with stainless base.  
Polyurethane seat UV and fire resistant. The material is colored in mass and is a guarantee of resistance from scratches and abrasions.

# Robin

4511

**SWIVEL HEIGHT ADJUSTABLE STOOL  
WITH ROUND FOOT Ø15.75"**

**FINISHES GROUP 1**

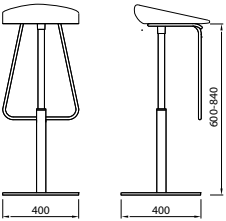
**SEAT FINISHES**  
Polyurethane: PVE, PBL, PR, PTA

**FRAME FINISHES**  
Metal: IL, IS



**DIMENSIONS**

Weight: 26.46 lb  
Width (inches): 15.75"  
Depth (inches): 15.75"  
Height (inches): from 23.62"  
to 33.07"



complete list of  
versions/options  
also visible on  
our price list and on  
[ad.dzineelements.com](http://ad.dzineelements.com)

4511  
4512

4512

**SWIVEL STOOL WITH ROUND FOOT  
Ø15.75"**

**FINISHES GROUP 1**

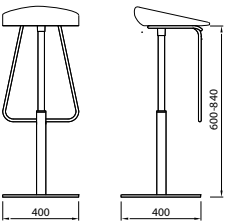
**SEAT FINISHES**  
Polyurethane: PVE, PBL, PR, PTA

**FRAME FINISHES**  
Metal: IL, IS



**DIMENSIONS**

Weight: 26.46 lb  
Width (inches): 15.75"  
Depth (inches): 15.75"  
Height (inches): from 23.62"  
to 33.07"





Nendo

# Single Curve Barstool



## STEAM BENT BEECH WOOD BARSTOOL

The refined elegance of the Japanese minimalism by Nendo abstracts from the brands' stylistic features, in order to reinterpret them in a contemporary light. A rigorous and poetic approach which distills the essence of the design research, where the steam-bent wood expresses only one structural detail, which draws the attention on each element of the Single Curve Collection: low table, dining table and stool in three or four legs version. The barstool, included in the Single Curve Collection, differs from the other Nendo's proposal for a woven cane larger seat and for a four-leg support. The beech structure proposes the steam-bent element in the backrest which continues horizontally.

# Single Curve Barstool

## SANSTOLGN

### STEAM BENT BEECH WOOD BARSTOOL

#### FINISHES GROUP 6

##### FRAME FINISHES

Wood: B01, B02, B03, B04

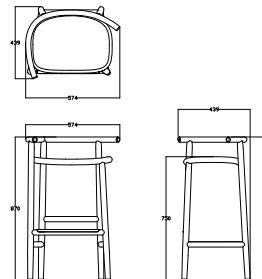
Classic: C01 - RAL 9005, C02 - RAL 9010

Contemporary: D01 - RAL 1013, D02 - RAL 7047, D03 - RAL 7030, D04 - RAL 6014, D05 - RAL 7032, D06 - RAL 7033, D07 - RAL 1027, D08 - RAL 1032, D09 - RAL 2004, D10 - RAL 3000, D11 - RAL 7000, D12 - RAL 7031, D13 - RAL 8019, D14 - RAL 3005, D15 - RAL 5020



#### DIMENSIONS

Weight:	13,23 lb
Width (inches):	22,6"
Depth (inches):	16,4"
Height (inches):	34,2"
Seat width (inches):	19,6"
Seat height (inches):	29,1"



complete list of versions/options also visible on our price list and on [ad.dzineelements.com](http://ad.dzineelements.com)

SANSTOLGN  
SANSTOPGL

## SANSTOPGL

### STEAM BENT BEECH WOOD BARSTOOL

#### FINISHES GROUP 6

##### FRAME FINISHES

Wood: B01, B02, B03, B04

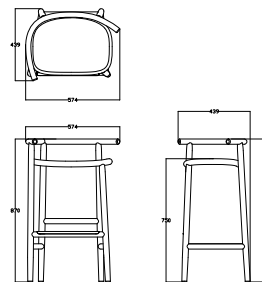
Classic: C01 - RAL 9005, C02 - RAL 9010

Contemporary: D01 - RAL 1013, D02 - RAL 7047, D03 - RAL 7030, D04 - RAL 6014, D05 - RAL 7032, D06 - RAL 7033, D07 - RAL 1027, D08 - RAL 1032, D09 - RAL 2004, D10 - RAL 3000, D11 - RAL 7000, D12 - RAL 7031, D13 - RAL 8019, D14 - RAL 3005, D15 - RAL 5020



#### DIMENSIONS

Weight:	13,23 lb
Width (inches):	22,6"
Depth (inches):	16,4"
Height (inches):	34,2"
Seat width (inches):	19,6"
Seat height (inches):	29,1"



Nendo

# Single Curve Stool



## STEAM BENT BEECH WOOD STOOL

The refined elegance of the Japanese minimalism by Nendo abstracts from the brands' stylistic features, in order to reinterpret them in a contemporary light. A rigorous and poetic approach which distills the essence of the design research, where the steam-bent wood expresses only one structural detail, which draws the attention on each element of the Single Curve Collection: low table, dining table and stool in three or four legs version. The three-leg stool proposed by Nendo in the Single Curve Collection reinterpret with a discrete irony the constituent elements of Wiener GTV Design: the woven cane seat matches with the steam-bent beech element proposed by the backrest.



# Single Curve Stool

SBNSTOLGN

## STEAM BENT BEECH WOOD STOOL WITH PLYWOOD SEAT

### FINISHES GROUP 6

#### FRAME FINISHES

Wood: B01, B02, B03, B04

Classic: C01 - RAL 9005, C02 - RAL 9010

Contemporary: D01 - RAL 1013, D02 - RAL 7047,

D03 - RAL 7030, D04 - RAL 6014, D05 - RAL

7032, D06 - RAL 7033, D07 - RAL 1027, D08 -

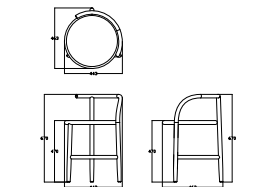
RAL 1032, D09 - RAL 2004, D10 - RAL 3000, D11

- RAL 7000, D12 - RAL 7031, D13 - RAL 8019,

D14 - RAL 3005, D15 - RAL 5020

#### DIMENSIONS

Weight:	11,02 lb
Width (inches):	17,4"
Depth (inches):	18,2"
Height (inches):	26,3"
Seat width (inches):	16,5"
Seat height (inches):	18,8"



complete list of  
versions/options  
also visible on  
our price list and on  
[ad.dzinelements.com](http://ad.dzinelements.com)

SBNSTOLGN

SBNSTOPGL



SBNSTOPGL

## STEAM BENT BEECH WOOD STOOL WITH WOVEN CANE SEAT

### FINISHES GROUP 6

#### FRAME FINISHES

Wood: B01, B02, B03, B04

Classic: C01 - RAL 9005, C02 - RAL 9010

Contemporary: D01 - RAL 1013, D02 - RAL 7047,

D03 - RAL 7030, D04 - RAL 6014, D05 - RAL

7032, D06 - RAL 7033, D07 - RAL 1027, D08 -

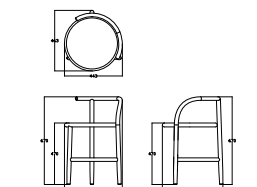
RAL 1032, D09 - RAL 2004, D10 - RAL 3000, D11

- RAL 7000, D12 - RAL 7031, D13 - RAL 8019,

D14 - RAL 3005, D15 - RAL 5020

#### DIMENSIONS

Weight:	11,02 lb
Width (inches):	17,4"
Depth (inches):	18,2"
Height (inches):	26,3"
Seat width (inches):	16,5"
Seat height (inches):	18,8"



# Sirio

ETL080

STOOL IN POLYETHYLENE, LIGHTING

FINISHES GROUP 4

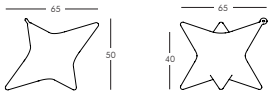
Polyethylene Lighting: LA, LD, LU

To order the item please use the following codes:

SD ETL080: Polyethylene Lighting

**DIMENSIONS**

Weight:	9.9 lb
Width (inches):	25.6"
Depth (inches):	25.6"
Height (inches):	19.7"



complete list of  
versions/options  
also visible on  
our price list and on  
[ad.dzineelements.com](http://ad.dzineelements.com)

ETL080





SLIDE Studio

# Soft cube



## BAR STOOL

Soft Cube features a geometrical, comfy shape and a luminous cubic base with a soft and dark grey polyurethane cushion. The minimalist style of Soft Cube makes it a true chameleon, able to fit in all indoor and outdoor settings.



# Soft cube

SOF045

STOOL IN POLYETHYLENE AND  
POLYURETHANE, LIGHTING

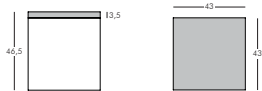
FINISHES GROUP 4

Polyethylene Lighting: LA  
Polyethylene Lighting LED: LA  
Cushion Polyurethane: PG, PI

To order the item please use the following  
codes:  
LB SOF045: Polyethylene Lighting LED  
SD SOF045: Polyethylene Lighting

DIMENSIONS

Weight:	13.2 lb
Width (inches):	16.9"
Depth (inches):	16.9"
Height (inches):	18.3"



complete list of  
versions/options  
also visible on  
our price list and on  
[ad.dzineelements.com](http://ad.dzineelements.com)

SOF045



# Stool

HOC7-00-045-0

**STOOL WITH LOW FRAME**

**FINISHES GROUP 8**

**FABRICS**

COM  
COL  
Graded in Fabric programs also available with Kvadrat, Camira Ultra Fabrics and more, please ask a representative for assistance

**DIMENSIONS**

Width (inches): 17,72"  
Height (inches): 17,72"

complete list of versions/options also visible on our price list and on [ad.dzineelements.com](http://ad.dzineelements.com)

HOC7-00-045-0  
HOC7-GL-045-0



HOC7-GL-045-0

**STOOL WITH GLASS PLATE**

**FINISHES GROUP 8**

**FABRICS**

COM  
COL  
Graded in Fabric programs also available with Kvadrat, Camira Ultra Fabrics and more, please ask a representative for assistance

**DIMENSIONS**

Width (inches): 17,72"  
Height (inches): 17,72"



# Tonic Metal



## BAR STOOL WITH METAL FRAME

Armchair-chair-bar stool: metal frame with belts and padding in cold-moulded fire retardant polyurethane foam; fixed cover (chair, armchair, bar stool only with elastic upholstery-materials); - Lounge chair: frame in plywood covered with flame retardant polyurethane foam and fibre wadding; fixed cover except removable seating-cushion.

Base: sled pedestal tube Ø 12 mm in chrome plated steel or varnished black or white.



# Tonic Metal

TON0-00-048-2

## BAR STOOL, SLED PEDESTAL TUBE VARNISHED WHITE OR BLACK

### FINISHES GROUP 8

#### LEGS

Metal: white RAL 9003, black RAL 9005, special colors on request

#### FABRICS

#### COM

#### COL

Graded in Fabric programs also available with Kvadrat, Camira Ultra Fabrics and more, please ask a representative for assistance

### DIMENSIONS

Weight:	9 lb
Width (inches):	16,93"
Depth (inches):	18,9"
Height (inches):	32,28"
Seat height (inches):	30,71"
COM (yrd):	0,87
COL (sqf):	15,07

complete list of versions/options also visible on our price list and on [ad.dzineelements.com](https://ad.dzineelements.com)

TON0-00-048-2

TON0-00-048-3



TON0-00-048-3

## BAR STOOL, SLED PEDESTAL TUBE CHROME PLATED

### FINISHES GROUP 8

#### LEGS

Metal: chrome plated steel

#### FABRICS

#### COM

#### COL

Graded in Fabric programs also available with Kvadrat, Camira Ultra Fabrics and more, please ask a representative for assistance

### DIMENSIONS

Weight:	9 lb
Width (inches):	16,93"
Depth (inches):	18,9"
Height (inches):	32,28"
Seat height (inches):	30,71"
COM (yrd):	0,87
COL (sqf):	15,07





Lorenz \* Kaz

# Tonic Wood



## BAR STOOL WITH WOODEN BASE

The interesting feature of this model is its fresh, dynamic, not horizontal line. Tonic owes its strong and iconographic character to its dynamic side line. A wide range of upholstery options, one colour or multi-coloured plus the choice between wooden or metal base, allow a wide range of creations from young and fresh to elegant and linear ones.



# Tonic Wood

TON0-00-042-1

**BAR STOOL WITH WOOD BASE**

**FINISHES GROUP 8**

**LEGS**

Wood: R1, R2, R3, R4, R5

**FABRICS**

**COM**

**COL**

Graded in Fabric programs also available with Kvadrat, Camira Ultra Fabrics and more, please ask a representative for assistance

**DIMENSIONS**

Weight:	8 lb
Width (inches):	16,54"
Depth (inches):	16,54"
Height (inches):	32,28"
Seat height (inches):	30,71"
COM (yrd):	0,87
COL (sqf):	15,07

complete list of versions/options also visible on our price list and on [ad.dzineelements.com](http://ad.dzineelements.com)

TON0-00-042-1



Martino Gamper

# Trio Alto



## STEAM BENT BEECH WOOD BARSTOOL

Martino Gamper suggests a new reading of the concept of informal seat, with the stool TRIO, available in two heights, Trio alto and Trio basso. The tripod structure plays with the brand's icons, proposing bent wooden elements of different angles, recalling the geometry of the triangle. Three sections of the offset semicircle define the linking support of legs, which holds a triangular seat with rounded profiles.

# Trio alto

## SATRIOLGN

### STEAM BENT BEECH WOOD BARSTOOL

#### FINISHES GROUP 6

##### FRAME FINISHES

Wood: B01, B02, B03, B04

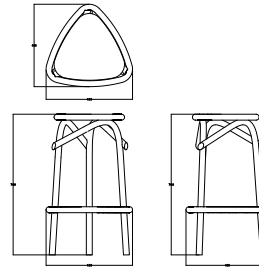
Classic: C01 - RAL 9005, C02 - RAL 9010

Contemporary: D01 - RAL 1013, D02 - RAL 7047, D03 - RAL 7030, D04 - RAL 6014, D05 - RAL 7032, D06 - RAL 7033, D07 - RAL 1027, D08 - RAL 1032, D09 - RAL 2004, D10 - RAL 3000, D11 - RAL 7000, D12 - RAL 7031, D13 - RAL 8019, D14 - RAL 3005, D15 - RAL 5020



#### DIMENSIONS

Weight:	13,23 lb
Width (inches):	16,9"
Depth (inches):	16,9"
Height (inches):	29,9"
Seat width (inches):	14,9"
Seat height (inches):	29,9"



complete list of versions/options also visible on our price list and on [ad.dzineelements.com](http://ad.dzineelements.com)

SATRIOLGN  
SATRIOTES

## SATRIOTES

### STEAM BENT BEECH WOOD BARSTOOL WITH UPHOLSTERED SEAT

#### FINISHES GROUP 6

##### FRAME FINISHES

Wood: B01, B02, B03, B04

Classic: C01 - RAL 9005, C02 - RAL 9010

Contemporary: D01 - RAL 1013, D02 - RAL 7047, D03 - RAL 7030, D04 - RAL 6014, D05 - RAL 7032, D06 - RAL 7033, D07 - RAL 1027, D08 - RAL 1032, D09 - RAL 2004, D10 - RAL 3000, D11 - RAL 7000, D12 - RAL 7031, D13 - RAL 8019, D14 - RAL 3005, D15 - RAL 5020

##### FABRICS

COM

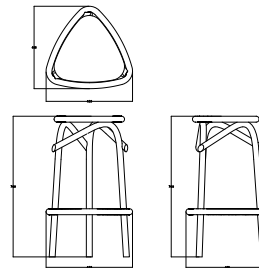
COL

Graded in Fabric programs also available with Kvadrat, Camira Ultra fabrics and more, please ask a representative for assistance



#### DIMENSIONS

Weight:	13,23 lb
Width (inches):	16,9"
Depth (inches):	16,9"
Height (inches):	29,9"
Seat width (inches):	14,9"
Seat height (inches):	29,9"
COM (yrd):	0,44
COL (sqft):	1,74





Martino Gamper

# Trio Basso



## STEAM BENT BEECH WOOD BARSTOOL

The large table, designed by a group of Swedish designers, Front, has a steam bent beech structure, combining its attractive light appearance with the substance of solid wood. The top is made of an ash panel that make the ARCH DINING TABLE suitable for a dining room, but also for a warm and welcoming meeting room.W



# Trio basso

## SBTRIOLGN

### STEAM BENT BEECH WOOD STOOL

#### FINISHES GROUP 6

#### FRAME FINISHES

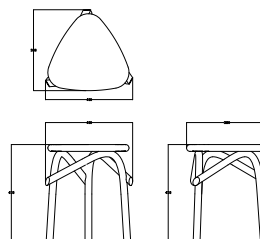
Wood: B01, B02, B03, B04

Classic: C01 - RAL 9005, C02 - RAL 9010

Contemporary: D01 - RAL 1013, D02 - RAL 7047, D03 - RAL 7030, D04 - RAL 6014, D05 - RAL 7032, D06 - RAL 7033, D07 - RAL 1027, D08 - RAL 1032, D09 - RAL 2004, D10 - RAL 3000, D11 - RAL 7000, D12 - RAL 7031, D13 - RAL 8019, D14 - RAL 3005, D15 - RAL 5020

#### DIMENSIONS

Weight:	8,82 lb
Width (inches):	15,7"
Depth (inches):	14,9"
Height (inches):	17,7"
Seat width (inches):	14,9"
Seat height (inches):	17,7"



complete list of versions/options also visible on our price list and on [ad.dzineelements.com](http://ad.dzineelements.com)

SBTRIOLGN  
SBTRIOTES



## SBTRIOTES

### STEAM BENT BEECH WOOD STOOL WITH UPHOLSTERED SEAT

#### FINISHES GROUP 6

#### FRAME FINISHES

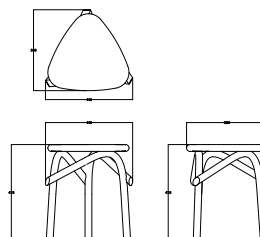
Wood: B01, B02, B03, B04

Classic: C01 - RAL 9005, C02 - RAL 9010

Contemporary: D01 - RAL 1013, D02 - RAL 7047, D03 - RAL 7030, D04 - RAL 6014, D05 - RAL 7032, D06 - RAL 7033, D07 - RAL 1027, D08 - RAL 1032, D09 - RAL 2004, D10 - RAL 3000, D11 - RAL 7000, D12 - RAL 7031, D13 - RAL 8019, D14 - RAL 3005, D15 - RAL 5020

#### DIMENSIONS

Weight:	8,82 lb
Width (inches):	15,7"
Depth (inches):	14,9"
Height (inches):	17,7"
Seat width (inches):	14,9"
Seat height (inches):	17,7"
COM (yrd):	0,44
COL (sqf):	1,74



#### FABRICS

COM


COL

Graded in Fabric programs also available with Kvadrat, Camira Ultra fabrics and more, please ask a representative for assistance



Gabriele Bavastrelli

# Tris



## HYBRID SEAT/TABLE

Tris is the new hybrid seat/table. Its geometric shape creates three staggered 30cm wide cubes with a twofold use: seat when positioned horizontally, or table when positioned vertically. Tris perfectly embodies the SLIDE philosophy, based on optimisation and modular products.

# Tris

TRI091

**SEAT STANDARD OUTDOOR**

**FINISHES GROUP 4**

Polyethylene Standard: FB, FC, FD, FE, FG, FH, FR, FT

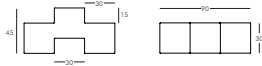
To order the item please use the following codes:

SD TRI091: Polyethylene Standard



**DIMENSIONS**

Weight:	15.4 lb
Width (inches):	35.93"
Depth (inches):	11.81"
Height (inches):	17.71"



complete list of versions/options also visible on our price list and on [ad.dzineelements.com](http://ad.dzineelements.com)

TRI091  
TRI090  
TRF090

TRI090

**SEAT LIGHTING INDOOR**

**FINISHES GROUP 4**

Polyethylene Lighting: LA

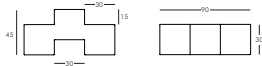
To order the item please use the following codes:

SD TRI090: Polyethylene Lighting



**DIMENSIONS**

Weight:	15.43 lb
Width (inches):	35.93"
Depth (inches):	11.81"
Height (inches):	17.71"



TRF090

**SEAT LIGHTING OUTDOOR**

**FINISHES GROUP 4**

Polyethylene Lighting: LA

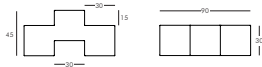
To order the item please use the following codes:

SD TRF090: Polyethylene Lighting




**DIMENSIONS**

Weight:	15.4 lb
Width (inches):	35.93"
Depth (inches):	11.81"
Height (inches):	17.71"



Marc Sadler

# Voilà



## ELEGANT STOOL

Voil  is an elegant stool, equipped with a foot-rest. Thanks to its shape, this article complete the range of Hopla tables. Voil  is available with a lacquered finish, either in white light with energy efficient lighting or LED technology, which makes it even more chic and suitable for the most sought after rooms.



# Voilà

VOI085

**BAR STOOL**

**FINISHES GROUP 4**

Polyethylene Standard: FB, FC, FD, FE, FG, FH, FR, FT

Polyethylene Lighting: LA

Polyethylene Lacquered: QA/MF, QB/MQ, QC/MP, QD/MN, QG/MK, QH/MI, QM/MY, QO/MZ, QR/MW, QS/MX

To order the item please use the following codes:

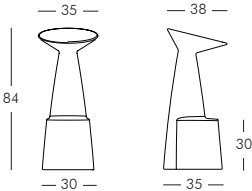
SD VOI085: Polyethylene Standard

LP VOI085: Polyethylene Lighting

SL VOI085: Polyethylene Lacquered

**DIMENSIONS**

Weight:	13.2 lb
Width (inches):	13.8"
Depth (inches):	15"
Height (inches):	33"
Seat width (inches):	13.8"
Seat depth (inches):	15"



complete list of versions/options also visible on our price list and on [ad.dzineelements.com](http://ad.dzineelements.com)

VOI085





Mario Mazzer

# X Stool



## 4 LEGS ASH WOOD FRAME STOOL WITH POLYPROPYLENE SHELL (H 750)

Stool in chromed or painted steel or stained ash wood, 4 legs or skid frame. Inox footrest. Shell in homo-copolymer, "X" on the seat in contrast or in color (wood or plastic material). Available in two heights.

### ACCESSORIES

Padded seat or seat cushion, linings from sample book.

# X Stool

4060

## 4 LEGS ROUND TUBE STOOL

### FINISHES GROUP 1

#### SHELL FINISHES

Polypropylene: A, B, R, S1, VE, Y

#### FRAME FINISHES

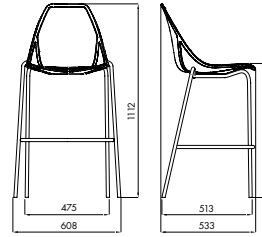
Metal: VB, VH, VS, VT, VA

Chrome: CR



### DIMENSIONS

Weight:	30.86 lb
Width (inches):	20.99"
Depth (inches):	23.94"
Height (inches):	43.78"
Seat width (inches):	18.71"
Seat height (inches):	29.34"



complete list of versions/options also visible on our price list and on [ad.dzineelements.com](http://ad.dzineelements.com)

4060

4061

4062

4065

CS108T

CS108S

4061

## 4 LEGS RECTANGULAR TUBE STOOL

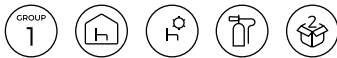
### FINISHES GROUP 1

#### SHELL FINISHES

Polypropylene: A, B, R, S1, VE, Y

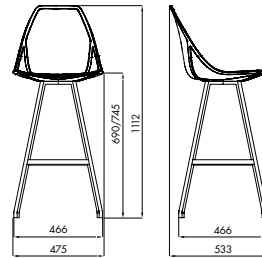
#### FRAME FINISHES

Metal: VB, VH, VS, VT, VA



### DIMENSIONS

Weight:	35.27 lb
Width (inches):	20.99"
Depth (inches):	18.71"
Height (inches):	43.78"
Seat width (inches):	18.35"
Seat height (inches):	27.17" - 39.77"



4062

## 4 LEGS ASH WOOD FRAME STOOL (H 29.53")

### FINISHES GROUP 1

#### SHELL FINISHES

Polypropylene: A, B, R, S1, VE, Y

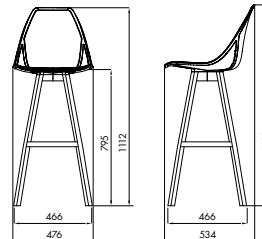
#### FRAME FINISHES

Wood: LE16, LE11, LE12, LE22, LE23



### DIMENSIONS

Weight:	26.46 lb
Width (inches):	21.03"
Depth (inches):	18.75"
Height (inches):	43.78"
Seat width (inches):	18.35"
Seat height (inches):	31.3"



4065

## 4 LEGS ASH WOOD FRAME STOOL (H 27.17")

### FINISHES GROUP 1

#### SHELL FINISHES

Polypropylene: A, B, R, S1, VE, Y

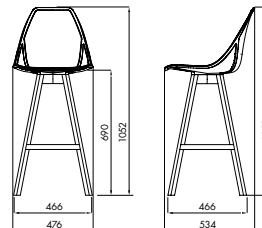
#### FRAME FINISHES

Wood: LE16, LE11, LE12, LE22, LE23



### DIMENSIONS

Weight:	26.46 lb
Width (inches):	21.03"
Depth (inches):	18.75"
Height (inches):	41.42"
Seat width (inches):	18.35"
Seat height (inches):	27.17"



# Ypsilon



## LUMINOUS BENCH

Ypsilon is a modular, luminous, Y-shaped bench made of polyethylene. Ypsilon defines indoor spaces and is ideal for outdoor venues, such as private gardens and trendy nightclubs. Its volumes are made of matter and light, mixing into a successful combination of aesthetics and functionality.



# Ypsilon

YPS120

**MODULAR SEAT IN POLYETHYLENE,  
LIGHTING, INDOOR USE ONLY**

**FINISHES GROUP 4**

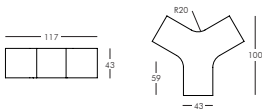
Polyethylene Lighting: LA

To order the item please use the following  
codes:

SD YPS120: Polyethylene Lighting

**DIMENSIONS**

Weight:	33 lb
Width (inches):	46.1 "
Depth (inches):	39.4 "
Height (inches):	16.9 "



complete list of  
versions/options  
also visible on  
our price list and on  
[ad.dzineelements.com](http://ad.dzineelements.com)

YPS120  
YPF120



YPF120

**MODULAR SEAT IN POLYETHYLENE,  
LIGHTING, INDOOR AND OUTDOOR  
USE**

**FINISHES GROUP 4**

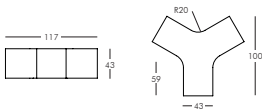
Polyethylene Lighting: LA

To order the item please use the following  
codes:

SD YPF120: Polyethylene Lighting

**DIMENSIONS**


Weight:	33 lb
Width (inches):	46.1 "
Depth (inches):	39.4 "
Height (inches):	16.9 "



Nicola Cacco

CLUSTER-BEAM SEATING

# Terminal



## MODULAR BENCH IN PAINTED STEEL

Modular bench in painted steel, with possibility of long lines thanks to the intermediate leg that connect the modules.

With or without back, to be used from both sides. Support legs with adjustable feet or floor fixing predisposition.

On request version in stainless steel or galvanized surfaces for high resistance to weathering and outdoor spaces with high humidity.

### ACCESSORIES

Seat and back pads, upholstered in fabric or eco-leather.

Table with top in HPL.

Armrest open or closed.

Magazine rack.

Metal bar to link the modules.

Linking system for rows.



# Terminal

5010

TABLE WITH HPL TOP KIT FOR  
ASSEMBLY INCLUDED

FINISHES GROUP 1

FRAME FINISHES

Metal: VT, VA



**DIMENSIONS**

Weight: 22.05 lb

complete list of  
versions/options  
also visible on  
our price list and on  
[ad.dzineelements.com](http://ad.dzineelements.com)

5010

5012

5012S

5013

5013S

5014

5014S

5015

5016

501ACC01

501ACC02

501ACC03

501GE

501GEF

501GI

501GIF

501SB

501SS

CS501BTESCL

CS501STESCL

TR5012

TR5013

TR5014

5012

PAINTED BENCH 2 PLACES

FINISHES GROUP 1

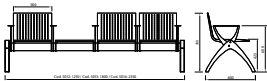
FRAME FINISHES

Metal: VT, VA



**DIMENSIONS**

Width (inches): 49.21"  
Depth (inches): 23.62"  
Height (inches): 30.71"  
Seat height (inches): 16.73"  
Arm height (inches): 23.62"



5012S

PAINTED BENCH 2 PLACES WITHOUT  
BACK

FINISHES GROUP 1

FRAME FINISHES

Metal: VT, VA



**DIMENSIONS**

Width (inches): 49.21"  
Depth (inches): 23.62"  
Height (inches): 16.73"



5013

PAINTED BENCH 3 PLACES

FINISHES GROUP 1

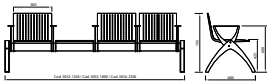
FRAME FINISHES

Metal: VT, VA



**DIMENSIONS**

Width (inches): 70.87"  
Depth (inches): 23.62"  
Height (inches): 30.71"  
Seat height (inches): 16.73"  
Arm height (inches): 23.62"



5013S

PAINTED BENCH 3 PLACES WITHOUT  
BACK

FINISHES GROUP 1

FRAME FINISHES

Metal: VT, VA



**DIMENSIONS**

Width (inches): 70.87"  
Depth (inches): 23.62"  
Height (inches): 16.73"



# Lounge



Burkhard Vogtherr

# Armilla



## SWIVEL UPHOLSTERED ARMCHAIR

Structure: metal; frame upholstery: moulded polyurethane foam/polyester slip cover; springing: elastic straps; swivel base: black metal painted.



# Armilla

10034

**SWIVEL UPHOLSTERED ARMCHAIR**

**FINISHES GROUP 7**

**FRAME FINISHES**

Laquered metal: black

**FABRICS**

COM  
COL

Graded in Fabric programs also available with Kvadrat, Camira Ultra Fabrics and more, please ask a representative for assistance

**DIMENSIONS**

Weight:	114,64 lb
Width (inches):	34.75"
Depth (inches):	34.75"
Height (inches):	42.50"
Seat height (inches):	16"
Arm height (inches):	24.50"
COM (yrd):	6,56
COL (sqf):	91,4



complete list of versions/options also visible on our price list and on [ad.dzineelements.com](http://ad.dzineelements.com)

10034



Burkhard Vogtherr

# Armilla pouf



## SWIVEL UPHOLSTERED ARMCHAIR

Structure: metal; frame upholstery: mouled polyurethane foam/polyester slip cover; springing: elastic straps; swivel base: black metal painted.



# Armilla pouf

10035

**POUF**

**FINISHES GROUP 7**

**FRAME FINISHES**

Laquered metal: black

**FABRICS**

COM  
COL

Graded in Fabric programs also available with Kvadrat, Camira Ultra Fabrics and more, please ask a representative for assistance

**DIMENSIONS**

Weight:	15,43 lb
Width (inches):	19.25"
Depth (inches):	20"
Height (inches):	15"
COM (yrd):	3,28
COL (sqf):	40,9



complete list of versions/options also visible on our price list and on [ad.dzineelements.com](http://ad.dzineelements.com)

10035



Denis Santachiara

# Atoma



## CONNECTED FURNITURE

Frame of the seat in plywood and flame retardant polyurethane foam; backrest metal frame, padding in coldmoulded fire retardant polyurethane foam covered with fibre wadding; fixed cover, also available with removable cover (+10%); top of the connecting pi

# Atoma

ATO2-00-162-0

## UPHOLSTERED TWO SEATER

### FINISHES GROUP 8

#### BASE

Varnished aluminium RAL9006

#### FABRICS

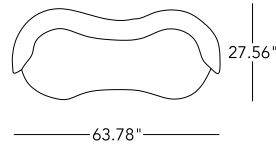
##### COM

##### COL

Graded in Fabric programs also available with Kvadrat, Camira Ultra Fabrics and more, please ask a representative for assistance

### DIMENSIONS

Weight:	63 lb
Width (inches):	63,78"
Depth (inches):	27,56"
Height (inches):	30,7"
Seat height (inches):	17,32"
COM (yrd):	6,01
COL (sqf):	106,56



complete list of versions/options also visible on our price list and on [ad.dzineelements.com](https://ad.dzineelements.com)

ATO2-00-162-0  
ATO7-RU-065-0  
ATO7-RU-065-2  
ATO0-MS-047-1  
ATO0-MS-047-2



ATO7-RU-065-0

## STOOL WITH REVOLVING BASE

### FINISHES GROUP 8

#### BASE

Varnished aluminium RAL9006

#### FABRICS

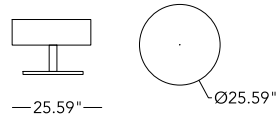
##### COM

##### COL

Graded in Fabric programs also available with Kvadrat, Camira Ultra Fabrics and more, please ask a representative for assistance

### DIMENSIONS

Weight:	20 lb
Width (inches):	25,59"
Depth (inches):	25,59"
Height (inches):	17,32"
COM (yrd):	2,41
COL (sqf):	43,06



ATO7-RU-065-2

## STOOL WITH PLYWOOD TOP

### FINISHES GROUP 8

#### BASE

Varnished aluminium RAL9006

#### TOP

Wood: R1, R2, R3, R4, R5  
Special color on request

#### FABRICS

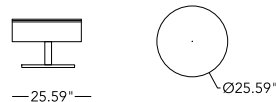
##### COM

##### COL

Graded in Fabric programs also available with Kvadrat, Camira Ultra Fabrics and more, please ask a representative for assistance

### DIMENSIONS

Weight:	20 lb
Width (inches):	25,59"
Depth (inches):	25,59"
Height (inches):	17,32"
COM (yrd):	2,3
COL (sqf):	40,9



Cini Boeri

# Ben Ben



## CUSHIONED ARMCHAIR, SOFA OR OTTOMAN

Seat cushion: Shaped polyurethane with differentiated density/ polyester slip cover. Backrest cushion: Feather goose down/down proof fabric. Version in Comforel on demand. Feet: Black lacquered metal and protective black nylon glides. Covered: Fabric or leather. Fully removable cover, except for leather version. The Ben Ben cushioned curved sofa measures 107" wide and offers two split seating cushions and a right side armrest with a left side opened back.

# Ben ben

11612

ARMCHAIR MEASURING 45.25" WIDE

FINISHES GROUP 7

FEET

Black Lacquered Metal with protective nylon glides

FABRICS

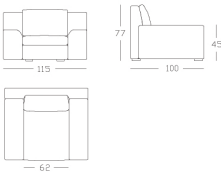
COM  
COL

Graded in Fabric programs also available with Kvadrat, Camira Ultra Fabrics and more, please ask a representative for assistance



DIMENSIONS

Width (inches):	45.25"
Depth (inches):	39.50"
Height (inches):	30.25"
Seat width (inches):	24,5"
Seat height (inches):	15.75"
Arm height (inches):	17.75"
COM (yrd):	8,74
COL (sqf):	139,93



complete list of versions/options also visible on our price list and on [ad.dzinelements.com](http://ad.dzinelements.com)

- 11612
- 11614
- 11616
- 11618
- 11620
- 11622
- 11628
- 11630
- 11632
- 11634
- 11636
- 11638
- 11640
- 11642
- 11626
- 11624
- 11646
- 11644
- 11777
- 11740
- 11742
- 11738

11614

SOFA 73.75" WIDE; TWO PILLOWS WITH ONE SEAT CUSHION

FINISHES GROUP 7

FEET

Black Lacquered Metal with protective nylon glides

FABRICS

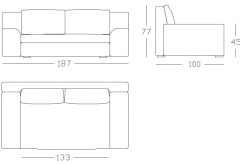
COM  
COL

Graded in Fabric programs also available with Kvadrat, Camira Ultra Fabrics and more, please ask a representative for assistance



DIMENSIONS

Width (inches):	73.75"
Depth (inches):	39.50"
Height (inches):	30.25"
Seat width (inches):	52,5"
Seat height (inches):	15.75"
Arm height (inches):	17.75"
COM (yrd):	13,12
COL (sqf):	215,27





Karim Rashid

# Blossy



## POLYETHYLENE FOAM SOFA

Blossy is the new sofa that blends tradition and modernity. Mastering the use of polyethylene foam worked with the rotation mould technique, the designer re-invents the classic concept of a rocking chair. Sinuous design and audacity of forms mark all his creations, blending into a youthful, avant-garde furnishing item.

# Blossy

BLO086

ROCKING SOFA

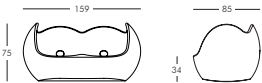
FINISHES GROUP 4

Polyethylene Standard & FU: FC, FD, FE, FG, FH, FR, FT, FU  
Polyethylene Lighting: LA, LU  
Polyethylene Lacquered: QA/MF, QB/MQ, QC/MP, QD/MN, QG/MK, QH/MI, QM/MY, QO/MZ, QR/MW, QS/MX

To order the item please use the following codes:  
SD BLO086: Polyethylene Standard & FU  
LP BLO086: Polyethylene Lighting (indoor use only)  
SL BLO086: Polyethylene Lacquered

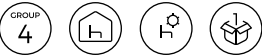
DIMENSIONS

Weight:	83.6 lb
Width (inches):	62.6"
Depth (inches):	33.5"
Height (inches):	29.5"
Seat depth (inches):	33.5"
Seat height (inches):	13.4"



complete list of versions/options also visible on our price list and on [ad.dzineelements.com](http://ad.dzineelements.com)

BLO086



# Bobo divani

11396

## SOFA WITH ROUNDED EDGES

### FINISHES GROUP 7

#### FEET

Black Lacquered Metal with protective nylon glides

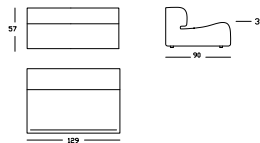
#### FABRICS

COM  
COL

Graded in Fabric programs also available with Kvadrat, Camira Ultra Fabrics and more, please ask a representative for assistance

#### DIMENSIONS

Weight: 48,5 lb  
Width (inches): 51 "  
Depth (inches): 35.50 "  
Height (inches): 22.50 "  
Seat height (inches): 14.50 "  
COM (yrd): 6,56



complete list of versions/options also visible on our price list and on [ad.dzineelements.com](http://ad.dzineelements.com)

11396



Cini Boeri

# Boborelax



## UPHOLSTERED ARMCHAIR

Structure: shape polyurethane with different density/polyester slip cover;  
base: poplar multiply wood and nylon caps.



# Boborelax

10660

UPHOLSTERED ARMCHAIR

FINISHES GROUP 7

FABRICS

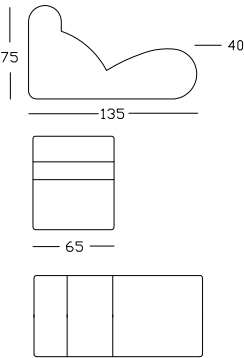
COM

Graded in Fabric programs also available with Kvadrat, Camira Ultra Fabrics and more, please ask a representative for assistance



DIMENSIONS

Weight:	48,5 lb
Width (inches):	25.75"
Depth (inches):	53"
Height (inches):	29.50"
Seat height (inches):	15.75"
COM (yrd):	5,46
COL (sqf):	80,7




complete list of versions/options also visible on our price list and on [ad.dzineelements.com](http://ad.dzineelements.com)

10660



Fabio Della Fiorentina

# Bot one



## LOVESEAT

Button-shaped, soft and inviting, Bot One playfully exhibits the potential of polyethylene. It results in a luminous informal seat, suitable for both indoor and outdoor use. Bot One features four top holes which add lightness to the product and act as containers, thereby multiplying potential uses. Bot One works also doubles as an ice bucket or a bottle holder.

# Bot One

BOT140

LOVE SEAT

FINISHES GROUP 4

Polyethylene Standard: FB, FC, FD, FE, FG, FH, FR, FT

Polyethylene Lighting: LA

Polyethylene Lacquered: QA/MF, QB/MQ, QC/MP, QD/MN, QG/MK, QH/MI, QM/MY, QO/MZ, QR/MW, QS/MX

To order the item please use the following codes:

SD BOT140: Polyethylene Standard

LP BOT140: Polyethylene Lighting

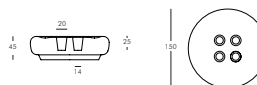
SL BOT140: Polyethylene Lacquered

## DIMENSIONS

Weight: 99 lb

Height (inches): 19.5"

Diameter (inches): 58,5"



complete list of  
versions/options  
also visible on  
our price list and on  
[ad.dzineelements.com](http://ad.dzineelements.com)

BOT140



Mauro Lipparini

# Butterfly



## UPHOLSTERED ARMCHAIR

Metal structure covered in moulded polyurethane foam and fibre cover. Springing by means of reinforced elastic straps. Backrest in technical net fabric with feather cushion. Chrome-plated feet.

# Butterfly

1907

UPHOLSTERED ARMCHAIR

FINISHES GROUP 7

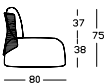
FABRICS

COM  
COL

Graded in Fabric programs also available with Kvadrat, Camira Ultra Fabrics and more, please ask a representative for assistance

DIMENSIONS

Weight:	63,93 lb
Width (inches):	31.50"
Depth (inches):	31.50"
Height (inches):	29.50"
Seat height (inches):	15"
COM (yrd):	3,82
COL (sqf):	55,9



complete list of versions/options also visible on our price list and on [ad.dzineelements.com](http://ad.dzineelements.com)

1907





Carlo Colombo

# Candy



## UPHOLSTERED ARMCHAIR

Structure: wood and metal; seat and back upholstery: shaped polyurethane in differentiated density; armrests upholstery: polyurethane foam; springing: elastic straps.





# Candy

2808

## SOFA 64.25" WIDE WITH ONE SEAT CUSHION

### FINISHES GROUP 7

#### FEET

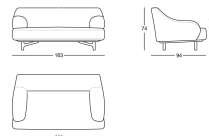
Solid Wood, wenghe, oak, chocolate lacquered  
FABRICS

COM  
COL

Graded in Fabric programs also available with Kvadrat, Camira Ultra Fabrics and more, please ask a representative for assistance

#### DIMENSIONS

Width (inches):	64.25"
Depth (inches):	37"
Height (inches):	29"
Seat width (inches):	43,75"
Seat height (inches):	15.75"
Arm height (inches):	20.50"
COM (yrd):	8,2
COL (sqf):	129,16



complete list of versions/options also visible on our price list and on [ad.dzineelements.com](http://ad.dzineelements.com)

2808  
2806  
2804  
2802



2806

## SOFA 74" WIDE WITH TWO SEAT CUSHIONS

### FINISHES GROUP 7

#### FEET

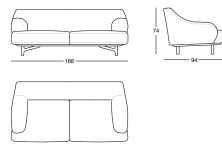
Solid Wood, wenghe, oak, chocolate lacquered  
FABRICS

COM  
COL

Graded in Fabric programs also available with Kvadrat, Camira Ultra Fabrics and more, please ask a representative for assistance

#### DIMENSIONS

Width (inches):	74"
Depth (inches):	37"
Height (inches):	29"
Seat width (inches):	53,5"
Seat height (inches):	15.75"
Arm height (inches):	20.50"
COM (yrd):	8,74
COL (sqf):	139,93



2804

## SOFA 88" WIDE WITH TWO SEATING CUSHIONS

### FINISHES GROUP 7

#### FEET

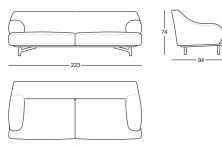
Solid Wood, wenghe, oak, chocolate lacquered  
FABRICS

COM  
COL

Graded in Fabric programs also available with Kvadrat, Camira Ultra Fabrics and more, please ask a representative for assistance

#### DIMENSIONS

Width (inches):	88"
Depth (inches):	37"
Height (inches):	29"
Seat width (inches):	67,25"
Seat height (inches):	15.75"
Arm height (inches):	20.50"
COM (yrd):	9,84
COL (sqf):	156,06



Arflex

# Charles Sofa



## STURDY SOFA

Seat cushion: Shaped polyurethane with differentiated density and feather goose down / down proof fabric. Version in Comforel on demand. Backrest cushion: Feather goose down/down proof fabric. Version in Comforel on demand. Feet: Satin metal and protective nylon glides. Cover: Fabric or leather. Fully removable cover.

# Charles Sofa

2305

## ARMCHAIR 42.5" WIDE

### FINISHES GROUP 7

#### FEET

Stain metal and protective nylon glides

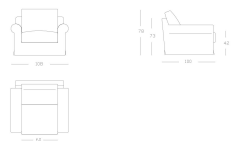
#### FABRICS

COM  
COL

Graded in Fabric programs also available with Kvadrat, Camira Ultra Fabrics and more, please ask a representative for assistance

#### DIMENSIONS

Width (inches):	42.50"
Depth (inches):	39.50"
Height (inches):	30.75"
Seat height (inches):	16.50"
Arm height (inches):	23.75"
COM (yrd):	8,2
COL (sqf):	118,4



complete list of versions/options also visible on our price list and on [ad.dzinelements.com](http://ad.dzinelements.com)

2305

2307

2309

2311

2453

2313



2307

## SOFA 78" WIDE

### FINISHES GROUP 7

#### FEET

Stain metal and protective nylon glides

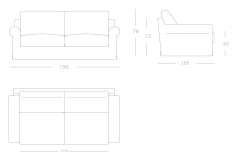
#### FABRICS

COM  
COL

Graded in Fabric programs also available with Kvadrat, Camira Ultra Fabrics and more, please ask a representative for assistance

#### DIMENSIONS

Width (inches):	78"
Depth (inches):	39.50"
Height (inches):	30.75"
Seat height (inches):	16.50"
Arm height (inches):	23.75"
COM (yrd):	14,21
COL (sqf):	226,04



2309

## SOFA 86" WIDE

### FINISHES GROUP 7

#### FEET

Stain metal and protective nylon glides

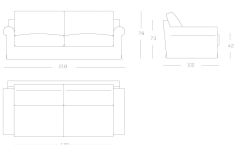
#### FABRICS

COM  
COL

Graded in Fabric programs also available with Kvadrat, Camira Ultra Fabrics and more, please ask a representative for assistance

#### DIMENSIONS

Width (inches):	86"
Depth (inches):	39.50"
Height (inches):	30.75"
Seat height (inches):	16.50"
Arm height (inches):	23.75"
COM (yrd):	14,76
COL (sqf):	231,42



Claesson Koivisto Rune

# Claudine L



## REFINED ARMCHAIR WITH ARMREST

Upholstery: shaped polyurethane with differentiated density/ polyester slip cover. Seat cushion: shaped polyurethane with differentiated density/ polyester slip cover. Detail and feet: painted metal black, gun metal, grey, burnished. Options for lacquered version: Yellow RAL 1032, laguna RAL 6034, red RAL 3020, ruby red 3003, blue RAL 5010, dark blue RAL 5011, white. Detail in wood: wenghè, oak or chocolate painted (feet in gun metal grey). Cover: Fabric or leather. Fully removable cover, except for the leather version.



# Claudine L

3024

## ARMCHAIR WITH 1 ARMREST, 40.5" WIDE WITHOUT A FRAME PLATE

### FINISHES GROUP 7

#### FEET AND DETAILS

Painted metal: painted metal black, gun metal grey, burnished

Laquered metal: yellow RAL 1032, laguna RAL 6034, red RAL 3020, ruby red 3003, blue RAL 5010, dark Blue RAL 5011, white

#### WOOD FINISHES

Wengè, oak, chocolate

#### FABRICS

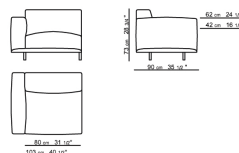
COM  
COL

Graded in Fabric programs also available with Kvadrat, Camira Ultra Fabrics and more, please ask a representative for assistance



### DIMENSIONS

Width (inches):	40.50"
Depth (inches):	35.50"
Height (inches):	26"
Seat height (inches):	16.50"
Arm height (inches):	24.50"
COM (yrd):	5,24
COL (sqf):	102,25



complete list of versions/options also visible on our price list and on [ad.dzineelements.com](http://ad.dzineelements.com)

3024  
3047  
3062  
3026  
3048  
3063  
3028  
3049  
3064  
3030  
3050  
3065  
3032  
3051  
3066  
3034  
3052  
3067  
3036  
3053  
3068  
3076  
3087  
3094  
3078  
3088  
3095  
3080  
3089  
3096  
3038  
3054  
3069  
3082  
3090  
3097

3047

## ARMCHAIR WITH 1 ARMREST, 40.5" WIDE WITH A METAL DETAILED FRAME PLATE

### FINISHES GROUP 7

#### FEET AND DETAILS

Painted metal: painted metal black, gun metal grey, burnished

Laquered metal: yellow RAL 1032, laguna RAL 6034, red RAL 3020, ruby red 3003, blue RAL 5010, dark Blue RAL 5011, white

#### WOOD FINISHES

Wengè, oak, chocolate

#### FABRICS

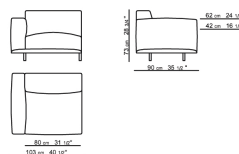
COM  
COL

Graded in Fabric programs also available with Kvadrat, Camira Ultra Fabrics and more, please ask a representative for assistance



### DIMENSIONS

Width (inches):	40.50"
Depth (inches):	35.50"
Height (inches):	26"
Seat height (inches):	16.50"
Arm height (inches):	24.50"
COM (yrd):	5,24
COL (sqf):	102,25





Claesson Koivisto Rune

# Claudine M



## REFINED CHAISE LOUNGE

Upholstery: Shaped polyurethane with differentiated density/ polyester slip cover.

Seat cushion: Shaped polyurethane with differentiated density/ polyester slip cover.

Detail and feet: Painted metal black, gun metal, grey, burnished.

Options for lacquered version: Yellow RAL 1032, laguna RAL 6034, red RAL 3020, ruby red 3003, blue RAL 5010, dark blue RAL 5011, white.

Detail in wood: wenghè, oak or chocolate painted (feet in gun metal grey).

Cover: Fabric or leather.

Fully removable cover, except for the leather version.

# Claudine M

3010

ARMCHAIR WITH 1 ARMREST, 40.5" WIDE WITHOUT FRAME DETAILED PLATE

FINISHES GROUP 7

FEET AND DETAILS

Painted metal: painted metal black, gun metal grey, burnished

Laquered metal: yellow RAL 1032, laguna RAL 6034, red RAL 3020, ruby red 3003, blue RAL 5010, dark Blue RAL 5011, white

WOOD FINISHES

Wengè, oak, chocolate

FABRICS

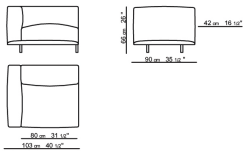
COM  
COL

Graded in Fabric programs also available with Kvadrat, Camira Ultra Fabrics and more, please ask a representative for assistance



## DIMENSIONS

Width (inches):	40.50"
Depth (inches):	35.50"
Height (inches):	26"
Seat height (inches):	16.50"
COM (yrd):	5,13
COL (sqf):	100,1



complete list of versions/options also visible on our price list and on [ad.dzineelements.com](https://ad.dzineelements.com)

3010

3040

3055

3012

3041

3056

3014

3042

3057

3016

3043

3058

3018

3044

3059

3020

3045

3060

3022

3046

3061

3070

3084

3091

3072

3085

3092

3074

3086

3093

3038

3054

3069

3082

3090

3097

3040

ARMCHAIR WITH 1 ARMREST, 40.5" WIDE WITH METAL FRAME DETAILED PLATE

FINISHES GROUP 7

FEET AND DETAILS

Painted metal: painted metal black, gun metal grey, burnished

Laquered metal: yellow RAL 1032, laguna RAL 6034, red RAL 3020, ruby red 3003, blue RAL 5010, dark Blue RAL 5011, white

WOOD FINISHES

Wengè, oak, chocolate

FABRICS

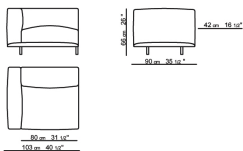
COM  
COL

Graded in Fabric programs also available with Kvadrat, Camira Ultra Fabrics and more, please ask a representative for assistance



## DIMENSIONS

Width (inches):	40.50"
Depth (inches):	35.50"
Height (inches):	26"
Seat height (inches):	16.50"
COM (yrd):	5,13
COL (sqf):	100,1



Archirivolto

**Cleo****CHAIR WITH ARMS**

The armchair, designed like a domestic architecture, is marked by an outer shell and 4 small legs. The comfortable upholstered shell gives relaxation from the hectic of daily routine and allows recharging the batteries.

# Cleo

CLE8-AA-160-1

## UPHOLSTERED CHAISE LOUNGE

### FINISHES GROUP 8

#### BASE

Wood: Solid ash natural, stained, special colors possible on request

#### FABRICS

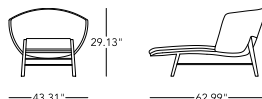
COM

COL

Graded in Fabric programs also available with Kvadrat, Camira Ultra Fabrics and more, please ask a representative for assistance

### DIMENSIONS

Weight:	30 lb
Width (inches):	38,98"
Depth (inches):	62,99"
Height (inches):	29,13"
Seat height (inches):	12,6"
COM (yrd):	6,89
COL (sqf):	122,71



complete list of versions/options also visible on our price list and on [ad.dzineelements.com](https://ad.dzineelements.com)

CLE8-AA-160-1

CLE8-AA-160-2



CLE8-AA-160-2

## CHAISE LOUNGE WITH QUILTED BACK CUSHION

### FINISHES GROUP 8

#### BASE

Wood: Solid ash natural, stained, special colors possible on request

#### FABRICS

COM

COL

Graded in Fabric programs also available with Kvadrat, Camira Ultra Fabrics and more, please ask a representative for assistance

### DIMENSIONS

Weight:	30 lb
Width (inches):	43,31"
Depth (inches):	62,99"
Height (inches):	29,13"
Seat height (inches):	12,6"
COM (yrd):	8,97
COL (sqf):	159,31





Carlo Colombo

**Cocca****UPHOLSTERED ARMCHAIR**

Body in stiff polyurethane made out of a single mould, polished in the colours: white, black, blue and fuchsia. Seat and back cushions in polyurethane foam covered in feather and soft fibre.





# Cocca

11316

## UPHOLSTERED ARMCHAIR

### FINISHES GROUP 7

#### FRAME FINISHES

Poliurethane: black, red, blue

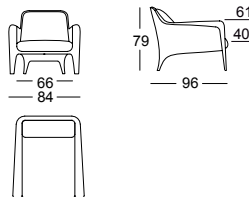
#### FABRICS

COM  
COL

Graded in Fabric programs also available with Kvadrat, Camira Ultra Fabrics and more, please ask a representative for assistance

## DIMENSIONS

Weight:	70,75 lb
Width (inches):	33"
Depth (inches):	38"
Height (inches):	31"
Seat height (inches):	15.75"
Arm height (inches):	24"
COM (yrd):	3,82
COL (sqf):	62,6



complete list of versions/options also visible on our price list and on [ad.dzineelements.com](http://ad.dzineelements.com)

11316

11966



11966

## UPHOLSTERED ARMCHAIR FOR OUTDOOR

### FINISHES GROUP 7

#### FRAME FINISHES

Poliurethane: black, red, blue

#### FABRICS

COM  
COL

Graded in Fabric programs also available with Kvadrat, Camira Ultra Fabrics and more, please ask a representative for assistance

## DIMENSIONS

Weight:	70,75 lb
Width (inches):	33"
Depth (inches):	38"
Height (inches):	31"
Seat height (inches):	15.75"
Arm height (inches):	24"
COM (yrd):	3,82



Vincent Van Duysen

# Cousy Chaise Longue



## CUSHIONED CHAISE LONGUE

Seat cushion: Shaped polyurethane with differentiated density and feather goose down/ down proof fabric. Backrest cushion: feather goose down/ down proof fabric. Base: Solid beech wood rear feet, front castors. Cover: Fabric or leather. Fully removable cover.

# Cousy Chaise Longue

11294

## CUSHIONED ARMCHAIR MEASURING 39.5X35.5"

### FINISHES GROUP 7

#### BASE

Solid beech wood rear feet, front castors

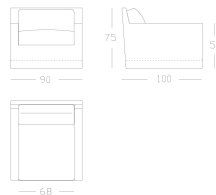
#### FABRICS

COM  
COL

Graded in Fabric programs also available with Kvadrat, Camira Ultra Fabrics and more, please ask a representative for assistance

#### DIMENSIONS

Weight:	101,41 lb
Width (inches):	35.50"
Depth (inches):	39.50"
Height (inches):	29.50"
Seat height (inches):	15.75"
Arm height (inches):	22"
COM (yrd):	8,74
COL (sqf):	139,93



complete list of versions/options also visible on our price list and on [ad.dzinelements.com](http://ad.dzinelements.com)

11294  
11330  
11296  
11298  
11300  
11302



11330

## CHAISE LOUNGE MEASURING 51.25X35.5

### FINISHES GROUP 7

#### BASE

Solid beech wood rear feet, front castors

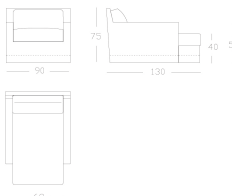
#### FABRICS

COM  
COL

Graded in Fabric programs also available with Kvadrat, Camira Ultra Fabrics and more, please ask a representative for assistance

#### DIMENSIONS

Weight:	112,44 lb
Width (inches):	35.50"
Depth (inches):	51.25"
Height (inches):	29.50"
Seat height (inches):	15.75"
Arm height (inches):	22"
COM (yrd):	10,38
COL (sqf):	164,68



11296

## SOFA WITH TWO SEAT CUSHIONS MEASURING 39.5X78"

### FINISHES GROUP 7

#### BASE

Solid beech wood rear feet, front castors

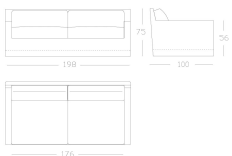
#### FABRICS

COM  
COL

Graded in Fabric programs also available with Kvadrat, Camira Ultra Fabrics and more, please ask a representative for assistance

#### DIMENSIONS

Weight:	176,37 lb
Width (inches):	78"
Depth (inches):	39.50"
Height (inches):	29.50"
Seat height (inches):	15.75"
Arm height (inches):	22"
COM (yrd):	18,04
COL (sqf):	245,41



Arflex

# Dandy



## VIBRANT UPHOLSTERED SOFA

Upholstery: shaped polyurethane with differentiated density/ polyester slip cover.

Feet: satin metal and protective nylon glides.

Cover: fabric.

Fully removable. Leather version not available.



# Dandy

2250

## UPHOLSTERED SOFA 63" WIDE

### FINISHES GROUP 7

#### FEET

Satin metal and protective nylon glides

#### FABRICS

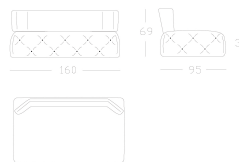
#### COM

Graded in Fabric programs also available with Kvadrat, Camira Ultra Fabrics and more, please ask a representative for assistance



#### DIMENSIONS

Weight: 132,28 lb  
Width (inches): 63"  
Depth (inches): 37.50"  
Height (inches): 27"  
Seat height (inches): 15"  
COM (yrd): 7,65



complete list of versions/options also visible on our price list and on [ad.dzinelements.com](https://ad.dzinelements.com)

2250

2252

2280

2282

2252

## UPHOLSTERED SOFA 79" WIDE

### FINISHES GROUP 7

#### FEET

Satin metal and protective nylon glides

#### FABRICS

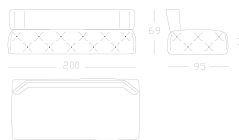
#### COM

Graded in Fabric programs also available with Kvadrat, Camira Ultra Fabrics and more, please ask a representative for assistance



#### DIMENSIONS

Weight: 158,73 lb  
Width (inches): 79"  
Depth (inches): 37.50"  
Height (inches): 27"  
Seat height (inches): 15"  
COM (yrd): 8,2



2280

## UPHOLSTERED SOFA 94.5" WIDE

### FINISHES GROUP 7

#### FEET

Satin metal and protective nylon glides

#### FABRICS

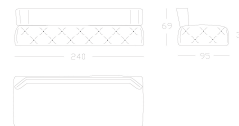
#### COM

Graded in Fabric programs also available with Kvadrat, Camira Ultra Fabrics and more, please ask a representative for assistance



#### DIMENSIONS

Weight: 171,96 lb  
Width (inches): 94.50"  
Depth (inches): 37.50"  
Height (inches): 27"  
Seat height (inches): 15"  
COM (yrd): 9,84





Erberto Carboni

# Delfino



## UPHOLSTERED ARMCHAIR

Structure: wood and metal; seat and back upholstery: shaped polyurethane in differentiated density; armrests upholstery: polyurethane foam; springing: elastic straps.



# Delfino

10659

**UPHOLSTERED ARMCHAIR**

**FINISHES GROUP 7**

**FRAME FINISHES**

Laquered metal: black, golden

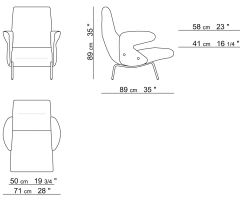
**FABRICS**

COM  
COL

Graded in Fabric programs also available with Kvadrat, Camira Ultra Fabrics and more, please ask a representative for assistance

**DIMENSIONS**

Weight:	74,76 lb
Width (inches):	28"
Depth (inches):	35"
Height (inches):	35"
Seat height (inches):	16.25"
Arm height (inches):	23"
COM (yrd):	3,93
COL (sqf):	59,2



complete list of versions/options also visible on our price list and on [ad.dzineelements.com](http://ad.dzineelements.com)

10659



Erberto Carboni

# Delfino pouf



## POUF

Structure: wood and metal; seat and back upholstery: shaped polyurethane in differentiated density; armrests upholstery: polyurethane foam; springing: elastic straps.



# Delfino pouf

10658

## POUF

### FINISHES GROUP 7

#### FRAME FINISHES

Laquered metal: black, golden

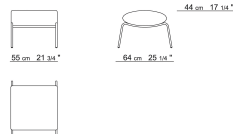
#### FABRICS

COM  
COL

Graded in Fabric programs also available with Kvadrat, Camira Ultra Fabrics and more, please ask a representative for assistance

## DIMENSIONS

Weight: 17,64 lb  
Width (inches): 21.75"  
Depth (inches): 25.25"  
Height (inches): 17.25"  
COM (yrd): 2,18  
COL (sqf): 43



complete list of versions/options also visible on our price list and on [ad.dzineelements.com](http://ad.dzineelements.com)

10658





Luca Nichetto

# Doge



## POUF COMBINED WITH SERENA

Structure: wood and metal; seat and back upholstery: shaped polyurethane in differentiated density; springing: elastic straps; visible frame: wood laquered.





# Doge

3115

**POUF COMBINED WITH SERENA**

**FINISHES GROUP 7**

**FRAME FINISHES**

Stained wood: ash white, black, wenge, oak, chocolate

**FABRICS**

COM  
COL

Graded in Fabric programs also available with Kvadrat, Camira Ultra Fabrics and more, please ask a representative for assistance

**DIMENSIONS**

Weight:	15,43 lb
Width (inches):	16.25"
Depth (inches):	23.75"
Height (inches):	16.50"
COM (yrd):	1,09
COL (sqf):	26,95

complete list of versions/options also visible on our price list and on [ad.dzineelements.com](http://ad.dzineelements.com)

3115



# Dream

DRE8-A1-170-0

**LONGCHAIR WITH ARMREST ON LEFT  
OR RIGHT SIDE**

**FINISHES GROUP 8**

**FEET**

Metal chrome plated

**FABRICS**

COM

COL

Graded in Fabric programs also available with  
Kvadrat, Camira Ultra Fabrics and more, please  
ask a representative for assistance

**DIMENSIONS**

Depth (inches): 66,93"

Height (inches): 33,46"

COM (yrd): 9,84

COL (sqf): 175,45

complete list of  
versions/options  
also visible on  
our price list and on  
**[ad.dzineelements.com](https://ad.dzineelements.com)**

DRE8-A1-170-0



B.B.P.R.

# Elettra



## UPHOLSTERED ARMCHAIR

Frame: black metal tubular; back rest: poplar multiply wood; seat and back upholstery: shaped polyurethane in differentiated density/polyester slip cover; springing: elastic straps; seat cushion upholstery: shaped polyurethane in differentiated density/ polyester slip cover.



# Elettra

11462

**UPHOLSTERED ARMCHAIR**

**FINISHES GROUP 7**

**FRAME FINISHES**

Laquered metal: black

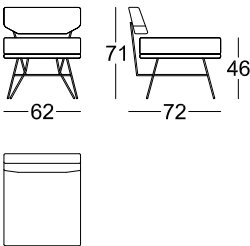
**FABRICS**

COM  
COL

Graded in Fabric programs also available with Kvadrat, Camira Ultra Fabrics and more, please ask a representative for assistance

**DIMENSIONS**

Weight:	26,46 lb
Width (inches):	24.50"
Depth (inches):	28.25"
Height (inches):	28"
Seat height (inches):	18"
COM (yrd):	3,82
COL (sqf):	43



complete list of versions/options also visible on our price list and on [ad.dzineelements.com](http://ad.dzineelements.com)

11462



WERTHER TOFFOLONI

# Elpis Lounge



## FULLY UPHOLSTERED LOUNGE SET

Beech wooden base - fully upholstered.



# Elpis Lounge

ELPIS PXL

FULLY UPHOLETERED SQUARED  
ARMCHAIR

FINISHES GROUP 5

FRAME FINISHES

Wood: AC01, AC06, AC07, AC15, AC17, AC18,  
AC21, AC50

FABRICS

COM

COL

Graded in Fabric programs also available with  
Kvadrat, Camira Ultra Fabrics and more, please  
ask a representative for assistance

DIMENSIONS

Weight:	61.6 lb
Width (inches):	31.88"
Depth (inches):	31.49"
Height (inches):	27.55"
Seat width (inches):	25.7"
Seat height (inches):	16.14"
Arm height (inches):	21.25"
COM (yrd):	4,4
COL (sqf):	80

complete list of  
versions/options  
also visible on  
our price list and on  
[ad.dzineelements.com](https://ad.dzineelements.com)

ELPIS PXL



WERTHER TOFFOLONI

# Elpis Sofa



## FULLY UPHOLSTERED SOFA

Beech wooden base - fully upholstered.

# Elpis Sofa

## ELPIS DL

### 2 SEATER SOFA WITH EDGES IN WOOD

#### FINISHES GROUP 5

##### FRAME FINISHES

Wood: AC01, AC06, AC07, AC15, AC17, AC18, AC21, AC50

##### FABRICS

COM

COL

Graded in Fabric programs also available with Kvadrat, Camira Ultra Fabrics and more, please ask a representative for assistance

#### DIMENSIONS

Weight:	59.4 lb
Width (inches):	52.75"
Depth (inches):	27.95"
Height (inches):	27.55"
Seat width (inches):	49.8"
Seat height (inches):	16,92"
COM (yrd):	6,05
COL (sqf):	110



complete list of versions/options also visible on our price list and on [ad.dzineelements.com](https://ad.dzineelements.com)

ELPIS DL  
ELPIS DLDELUXE  
ELPIS DXL2  
ELPIS DXL3

## ELPIS DLDELUXE

### 2 SEATER SOFA

#### FINISHES GROUP 5

##### FRAME FINISHES

Wood: AC01, AC06, AC07, AC15, AC17, AC18, AC21, AC50

##### FABRICS

COM

COL

Graded in Fabric programs also available with Kvadrat, Camira Ultra Fabrics and more, please ask a representative for assistance

#### DIMENSIONS

Weight:	61.6 lb
Width (inches):	52.75"
Depth (inches):	27.95"
Height (inches):	31.49"
Seat width (inches):	49.8"
Seat height (inches):	16,92"
COM (yrd):	6,71
COL (sqf):	121



## ELPIS DXL2

### 2 SEATER SOFA SQUARED

#### FINISHES GROUP 5

##### FRAME FINISHES

Wood: AC01, AC06, AC07, AC15, AC17, AC18, AC21, AC50

##### FABRICS

COM

COL

Graded in Fabric programs also available with Kvadrat, Camira Ultra Fabrics and more, please ask a representative for assistance

#### DIMENSIONS

Weight:	99 lb
Width (inches):	59"
Depth (inches):	31.49"
Height (inches):	27.55"
Seat width (inches):	54.9"
Seat height (inches):	16.14"
Arm height (inches):	21.25"
COM (yrd):	9
COL (sqf):	162



Carlo Colombo

# Faubourg



## EXTRAVAGANT DUAL-SEAT CUSHIONED SOFA

Seat cushion: Shaped polyurethane with differentiated density/ polyester slip cover.

Backrest cushion: Feather goose down/down proof fabric.

Feet: Metal, black lacquered or burnished, chromed version on demand.

Cover fabric or leather, Fully removable cover, except for leather version.

# Faubourg

11500

## DUAL-SEAT CUSHIONED SOFA 82.75" WIDE

### FINISHES GROUP 7

#### FEET

Metal, black lacquered, burnished, chromed version on demand

#### FABRICS

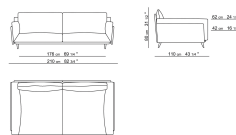
COL  
COM

Graded in Fabric programs also available with Kvadrat, Camira Ultra Fabrics and more, please ask a representative for assistance



#### DIMENSIONS

Weight:	198,42 lb
Width (inches):	82.75"
Depth (inches):	43.25"
Height (inches):	31.50"
Seat height (inches):	16.50"
Arm height (inches):	24.50"
COM (yrd):	16,95
COL (sqf):	269,09



complete list of versions/options also visible on our price list and on [ad.dzineelements.com](http://ad.dzineelements.com)

11500  
11502  
11504

11502

## DUAL-SEAT CUSHIONED SOFA 94.5" WIDE

### FINISHES GROUP 7

#### FEET

Metal, black lacquered, burnished, chromed version on demand

#### FABRICS

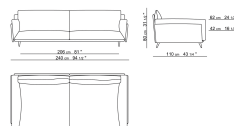
COL  
COM

Graded in Fabric programs also available with Kvadrat, Camira Ultra Fabrics and more, please ask a representative for assistance



#### DIMENSIONS

Weight:	286,6 lb
Width (inches):	94.50"
Depth (inches):	43.25"
Height (inches):	31.50"
Seat height (inches):	16.50"
Arm height (inches):	24.50"
COM (yrd):	17,49
COL (sqf):	290,62





Burkhard Voghterr

# Felix Lounge



## FASHIONABLE YET, CLASSY ARMCHAIR

Seat and backrest cushion: Shaped polyurethane with differentiated density/ polyester slip cover. Feet: Nickel-plated metal bar with black nylon feet with adjustable height. Cover: Fabric or leather. Fully removable cover, except for leather version.



# Felix Lounge

10036

## UPHOLSTERED ARMCHAIR 26.5" WIDE

### FINISHES GROUP 7

#### FEET

Nickel-plated metal bar with black nylon feet with adjustable height

#### FABRICS

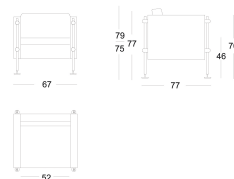
COL  
COM

Graded in Fabric programs also available with Kvadrat, Camira Ultra Fabrics and more, please ask a representative for assistance



### DIMENSIONS

Weight:	55,12 lb
Width (inches):	26.50"
Depth (inches):	30.25"
Height (inches):	31"
Seat height (inches):	18"
Arm height (inches):	27.50"
COM (yrd):	4,59
COL (sqf):	67,81



complete list of versions/options also visible on our price list and on [ad.dzineelements.com](https://ad.dzineelements.com)

10036  
10037  
10038

10037

## UPHOLSTERED SOFA 46.5" WIDE

### FINISHES GROUP 7

#### FEET

Nickel-plated metal bar with black nylon feet with adjustable height

#### FABRICS

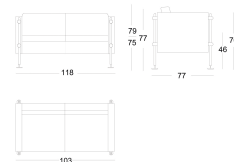
COL  
COM

Graded in Fabric programs also available with Kvadrat, Camira Ultra Fabrics and more, please ask a representative for assistance



### DIMENSIONS

Weight:	79,37 lb
Width (inches):	46.50"
Depth (inches):	30.25"
Height (inches):	31"
Seat height (inches):	18"
Arm height (inches):	27.50"
COM (yrd):	7,1
COL (sqf):	91,49



10038

## UPHOLSTERED SOFA 67" WIDE

### FINISHES GROUP 7

#### FEET

Nickel-plated metal bar with black nylon feet with adjustable height

#### FABRICS

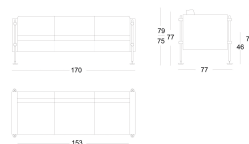
COL  
COM

Graded in Fabric programs also available with Kvadrat, Camira Ultra Fabrics and more, please ask a representative for assistance



### DIMENSIONS

Weight:	123,46 lb
Width (inches):	67"
Depth (inches):	30.25"
Height (inches):	31"
Seat height (inches):	18"
Arm height (inches):	27.50"
COM (yrd):	9,4
COL (sqf):	139,93



Franco Albini

# Fiorenza



## UPHOLSTERED ARMCHAIR

Structure: solid wood and metal; seat and back upholstery: shaped polyurethane in differentiated density; armrests upholstery: moulded polyurethane foam; springing: elastic straps; visible frame: solid beech-wood, walnut stained or black lac



# Fiorenza

10106

## UPHOLSTERED ARMCHAIR

### FINISHES GROUP 7

#### FRAME FINISHES

Wood: beech wood, walnut stained, black laquered

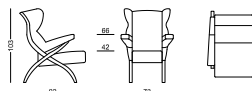
#### FABRICS

COM  
COL

Graded in Fabric programs also available with Kvadrat, Camira Ultra Fabrics and more, please ask a representative for assistance

## DIMENSIONS

Weight:	48,5 lb
Width (inches):	28.75"
Depth (inches):	36.25"
Height (inches):	40.50"
Seat height (inches):	16.50"
Arm height (inches):	26"
COM (yrd):	4,92
COL (sqf):	62,4



complete list of versions/options also visible on our price list and on [ad.dzineelements.com](http://ad.dzineelements.com)

10106





Carlo Colombo

# Frame



## LUXURIOUS SOFA

SEAT AND BACKREST CUSHION, ARMREST: Shaped polyurethane with differentiated density and feather goose down / down proof fabric. Totally shaped polyurethane with differentiated density on demand. FEET : Metal, black lacquered or burnished, chromed version on demand.

COVER : Fabric or leather. Fully removable cover, except for leather version.



# Frame

11580

UPHOLSTERED SOFA 82.75" WIDE

FINISHES GROUP 7

FEET

Metal, black lacquered, burnished, chromed version on demand

FABRICS

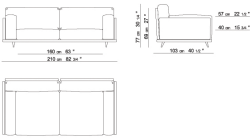
COL  
COM

Graded in Fabric programs also available with Kvadrat, Camira Ultra Fabrics and more, please ask a representative for assistance



DIMENSIONS

Weight:	198,42 lb
Width (inches):	82.75"
Depth (inches):	40.50"
Height (inches):	30.25"
Seat height (inches):	15.75"
Arm height (inches):	22.50"
COM (yrd):	15,74
COL (sqf):	290,62



complete list of versions/options also visible on our price list and on [ad.dzineelements.com](https://ad.dzineelements.com)

- 11580
- 11582
- 11584
- 11586
- 11588
- 11590
- 11592
- 11594
- 11596
- 11598
- 11600
- 11602
- 11604
- 11606
- 11608
- 11610

11582

UPHOLSTERED SOFA 94.5" WIDE

FINISHES GROUP 7

FEET

Metal, black lacquered, burnished, chromed version on demand

FABRICS

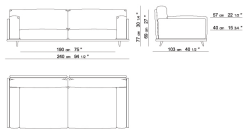
COL  
COM

Graded in Fabric programs also available with Kvadrat, Camira Ultra Fabrics and more, please ask a representative for assistance



DIMENSIONS

Weight:	224,87 lb
Width (inches):	94.50"
Depth (inches):	40.50"
Height (inches):	30.25"
Seat height (inches):	15.75"
Arm height (inches):	22.50"
COM (yrd):	16,84
COL (sqf):	322,91



11584

UPHOLSTERED SOFA 106.25" WIDE

FINISHES GROUP 7

FEET

Metal, black lacquered, burnished, chromed version on demand

FABRICS

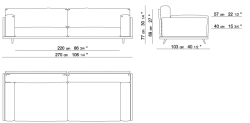
COL  
COM

Graded in Fabric programs also available with Kvadrat, Camira Ultra Fabrics and more, please ask a representative for assistance



DIMENSIONS

Weight:	251,33 lb
Width (inches):	106.25"
Depth (inches):	40.50"
Height (inches):	30.25"
Seat height (inches):	15.75"
Arm height (inches):	22.50"
COM (yrd):	18,53
COL (sqf):	333,68



Carlo Colombo

# Frame Cowhide



## COWHIDE SOFA

SEAT AND BACKREST CUSHION, ARMREST : Shaped polyurethane with differentiated density and feather goose down / down proof fabric. Totally shaped polyurethane with differentiated density on demand. FEET : Metal, black lacquered or burnished, chromed version on demand. COVER : Fabric or leather. Fully removable cover, except for leather version.

# Frame Cowhide

11708

COWHIDE SOFA 82.75" WIDE

FINISHES GROUP 7

FEET

Metal, black lacquered, burnished, chromed version on demand

FABRICS

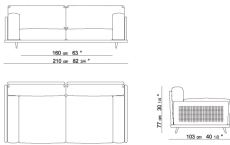
COL  
COM

Graded in Fabric programs also available with Kvadrat, Camira Ultra Fabrics and more, please ask a representative for assistance



DIMENSIONS

Weight:	198,42 lb
Width (inches):	82.75"
Depth (inches):	40.50"
Height (inches):	30.25"
Seat height (inches):	15.75"
Arm height (inches):	22.50"
COM (yrd):	11,15
COL (sqf):	156,07



complete list of versions/options also visible on our price list and on [ad.dzineelements.com](http://ad.dzineelements.com)

- 11708
- 11710
- 11712
- 11714
- 11716
- 11718
- 11726
- 11728
- 11730
- 11720
- 11722
- 11724
- 11732
- 11735
- 11736
- 11737

11710

COWHIDE SOFA 94.5" WIDE

FINISHES GROUP 7

FEET

Metal, black lacquered, burnished, chromed version on demand

FABRICS

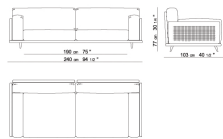
COL  
COM

Graded in Fabric programs also available with Kvadrat, Camira Ultra Fabrics and more, please ask a representative for assistance



DIMENSIONS

Weight:	224,87 lb
Width (inches):	94.50"
Depth (inches):	40.50"
Height (inches):	30.25"
Seat height (inches):	15.75"
Arm height (inches):	22.50"
COM (yrd):	11,37
COL (sqf):	182,98



11712

COWHIDE SOFA 106.25" WIDE

FINISHES GROUP 7

FEET

Metal, black lacquered, burnished, chromed version on demand

FABRICS

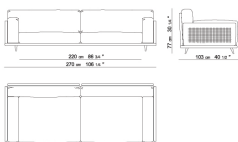
COL  
COM

Graded in Fabric programs also available with Kvadrat, Camira Ultra Fabrics and more, please ask a representative for assistance



DIMENSIONS

Weight:	251,33 lb
Width (inches):	106.25"
Depth (inches):	40.50"
Height (inches):	30.25"
Seat height (inches):	15.75"
Arm height (inches):	22.50"
COM (yrd):	13,77
COL (sqf):	247,56



Rossin Design

**Free****FREE LONGCHAIR**

Frame in solid wood and plywood, belts and polyurethane foam covered with fibre wadding; backcushions in foam-rubber and down; backcushions adjustable in height; removable fabric-cover; available with wooden feet in cherry or wengè stained as well as oak

# Free

FRE8-A1-170-0

## LONGCHAIR WITH ARMREST ON LEFT OR RIGHT SIDE

### FINISHES GROUP 8

#### FEET

Wood: cherry, wenge stained, oak

#### FABRICS

COM  
COL

Graded in Fabric programs also available with Kvadrat, Camira Ultra Fabrics and more, please ask a representative for assistance

#### DIMENSIONS

Width (inches):	45,28"
Depth (inches):	66,93"
Height (inches):	36,61"
Seat height (inches):	16,14"
COM (yrd):	9,3
COL (sqf):	164,69

complete list of versions/options also visible on our price list and on [ad.dzineelements.com](https://ad.dzineelements.com)

FRE8-A1-170-0

FRE7-00-096-1

FRE7-00-096-2



FRE7-00-096-1

## HIGH STOOL

### FINISHES GROUP 8

#### FEET

Wood: cherry, wenge stained, oak

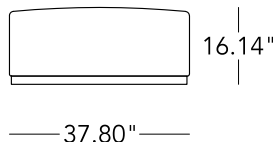
#### FABRICS

COM  
COL

Graded in Fabric programs also available with Kvadrat, Camira Ultra Fabrics and more, please ask a representative for assistance

#### DIMENSIONS

Width (inches):	37,8"
Depth (inches):	37,79"
Height (inches):	16,14"
COM (yrd):	3,28
COL (sqf):	58,13



FRE7-00-096-2

## LOW STOOL

### FINISHES GROUP 8

#### FEET

Wood: cherry, wenge stained, oak

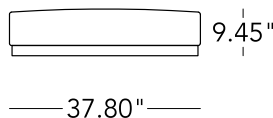
#### FABRICS

COM  
COL

Graded in Fabric programs also available with Kvadrat, Camira Ultra Fabrics and more, please ask a representative for assistance

#### DIMENSIONS

Width (inches):	37,8"
Depth (inches):	37,79"
Height (inches):	9,45"
COM (yrd):	3,28
COL (sqf):	58,13





SLIDE Studio

# Gio bed



## LUMINOUS BED

Giò Bed round shape allows a 360° use, making it the focus of a whole area. It is equipped with a grey cushion for added comfort. Its diffused light glows giving a unique feel to the surrounding space.

# Giò bed

BED200

SOFA POUF

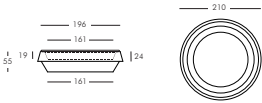
FINISHES GROUP 4

Polyethylene Lighting: LA  
cushion Ecoleather: EC

To order the item please use the following  
codes:  
SD BED200: Polyethylene Lighting

DIMENSIONS

Weight:	242.6 lb
Height (inches):	21.5"
Seat depth (inches):	77.2"
Seat height (inches):	77.2"
Diameter (inches):	82.6"



complete list of  
versions/options  
also visible on  
our price list and on  
[ad.dzineelements.com](http://ad.dzineelements.com)

BED200



Giò Colonna Romano

# Giò pouf



## ROUND POUF

Giò Pouf round shape allows a 360° use, making it the focus of a whole area. It is equipped with a grey cushion for added comfort. Its diffused light glows giving a unique feel to the surrounding space.



# Giò pouf

PUF050

**SOFA POUF**

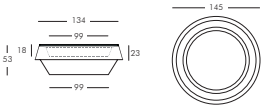
**FINISHES GROUP 4**

Polyethylene Lighting: LA  
cushion Ecoleather: EI

To order the item please use the following  
codes:  
SD PUF050: Polyethylene Lighting

**DIMENSIONS**

Weight:	63.93 lb
Height (inches):	20.87"
Seat depth (inches):	52.8"
Seat height (inches):	52.8"
Diameter (inches):	57"



complete list of  
versions/options  
also visible on  
our price list and on  
[ad.dzineelements.com](http://ad.dzineelements.com)

PUF050



Alessandro Mendini

# Glacé



## GLACIER SHAPED MODULAR SEATING

Glacé is a new versatile, luminous SLIDE furnishing item. It is designed by Alessandro Mendini, an internationally acclaimed artist and designer, as well as an icon in the Italian design universe. Glacé is the unquestionable focal point of any space thanks to its sculpture-like presence. It is characterized by geometrical faces of different inclinations, creating a suggestive perspective that varies according to the observer's view point. It is a versatile and modular item that can cover several functions: if horizontal it's a comfortable bench, if vertical a unique luminous room divider.



# Glacé

GLA050

## MODULAR SEATING, INDOOR USAGE

### FINISHES GROUP 4

Polyethylene Lighting: LA  
Polyethylene Lacquered: QA/MF, QB/MQ,  
QC/MP, QD/MN, QG/MK, QH/MI, QM/MY,  
QO/MZ, QR/MW, QS/MX

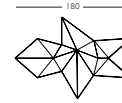
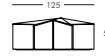
To order the item please use the following  
codes:

SD GLA050: Polyethylene Lighting

SL GLA050: Polyethylene Lacquered

### DIMENSIONS

Weight: 59.5 lb  
Width (inches): 49.2"  
Depth (inches): 70.9"  
Height (inches): 19.6"



complete list of  
versions/options  
also visible on  
our price list and on  
[ad.dzineelements.com](https://ad.dzineelements.com)

GLA050

GLF050



GLF050

## MODULAR SEATING, INDOOR AND OUTDOOR USAGE

### FINISHES GROUP 4

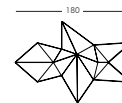
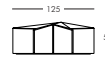
Polyethylene Lighting: LA

To order the item please use the following  
codes:

SD GLF050: Polyethylene Lighting

### DIMENSIONS

Weight: 59.5 lb  
Width (inches): 49.2"  
Depth (inches): 70.9"  
Height (inches): 19.6"



Bedini, Marzano, Settimelli

# Happy life



## MODULAR SOFA

HappyLife Sofà offers a modular system designed to offer a variety of solutions and can be used as a fitted wall system, a table top, a sofà or a vis-à-vis. Once again SLIDE takes advantage of the versatility of polyethylene to lighten forms, enhance the geometry of the lines, and combine different colors from milky white to grey. As optional elements, cushions are available upon request and will make the sofà even cosier.

# Happy life

## HAP240

### MODULAR SOFA

#### FINISHES GROUP 4

Polyethylene Standard: FB, FC, FD, FE, FG, FH, FR, FT  
Polyethylene Lacquered: QA/MF, QB/MQ, QC/MP, QD/MN, QG/MK, QH/MI, QM/MY, QO/MZ, QR/MW, QS/MX  
cushion Ecoleather: EP

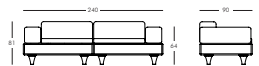
To order the item please use the following codes:

SD HAP240: Polyethylene Standard

SL HAP240: Polyethylene Lacquered

#### DIMENSIONS

Weight: 152 lb  
Width (inches): 94.5"  
Depth (inches): 35.4"  
Height (inches): 31.9"  
Seat height (inches): 17.7"



complete list of versions/options also visible on our price list and on [ad.dzinelements.com](http://ad.dzinelements.com)

HAP240

HAP120

HAP121

HAP123

HAP122

HAP126

HAP127



## HAP120

### STRUCTURE SEAT

#### FINISHES GROUP 4

Polyethylene Standard: FB, FC, FD, FE, FG, FH, FR, FT  
Polyethylene Lacquered: QA/MF, QB/MQ, QC/MP, QD/MN, QG/MK, QH/MI, QM/MY, QO/MZ, QR/MW, QS/MX

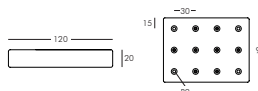
To order the item please use the following codes:

SD HAP120: Polyethylene Standard

SL HAP120: Polyethylene Lacquered

#### DIMENSIONS

Weight: 44 lb  
Width (inches): 47.2"  
Depth (inches): 35.4"  
Height (inches): 7.9"



## HAP121

### BACK CUSHION

#### FINISHES GROUP 4

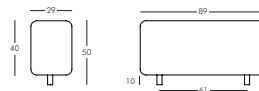
Ecoleather: EP

To order the item please use the following codes:

SD HAP121: Ecoleather

#### DIMENSIONS

Weight: 12.3 lb  
Width (inches): 35"  
Depth (inches): 11.4"  
Height (inches): 19.7"







Claesson Kovisto Rune

# Hollywood



## EXTRAVAGANT SOFA

SEAT CUSHION : Shaped polyurethane with differentiated density / polyester slip cover.  
BACKREST CUSHION : Feather goose down / down proof fabric. Version in Comforel on demand. FEET : Gun metal grey or burnished lacquered metal. COVER : Fabric or leather. Fully removable cover, except for leather version. TOP : Solid wood, elliptical moulded / wengé or oak lacquered.



# Hollywood

2726

**SOFA MEASURING 83.5" WIDE WITH AVAILABLE WOOD OPTIONS ON TOP OF THE BACKREST AND ARMRESTS**

**FINISHES GROUP 7**

**FEET**

gun metal grey, burnished lacquered metal

**TOP**

Solid wood, elliptical moulded/wengè, oak, chocolate

**FABRICS**

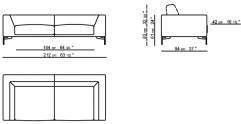
COL  
COM

Graded in Fabric programs also available with Kvadrat, Camira Ultra Fabrics and more, please ask a representative for assistance



**DIMENSIONS**

Weight:	198,42 lb
Width (inches):	83.50"
Depth (inches):	37"
Height (inches):	32.75"
Seat height (inches):	16.50"
Arm height (inches):	24"
COM (yrd):	10,389
COL (sqf):	161,45



complete list of versions/options also visible on our price list and on [ad.dzineelements.com](http://ad.dzineelements.com)

- 2726
- 2728
- 2730
- 2732
- 2734
- 2736
- 2738
- 2740
- 2742
- 2752
- 2754
- 2756
- 2758
- 2760
- 2762
- 2764
- 2766
- 2768
- 2770
- 2772
- 2774
- 2744
- 2746
- 2748
- 2750
- 2776
- 2778
- 2780

2728

**AN EXTRAVAGANT SOFA MEASURING 96" WIDE WITH AVAILABLE WOOD OPTIONS ON TOP OF THE BACKREST AND ARMRESTS**

**FINISHES GROUP 7**

**FEET**

gun metal grey, burnished lacquered metal

**TOP**

Solid wood, elliptical moulded/wengè, oak, chocolate

**FABRICS**

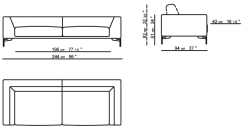
COL  
COM

Graded in Fabric programs also available with Kvadrat, Camira Ultra Fabrics and more, please ask a representative for assistance



**DIMENSIONS**

Weight:	242,51 lb
Width (inches):	96"
Depth (inches):	37"
Height (inches):	32.75"
Seat height (inches):	16.50"
Arm height (inches):	24"
COM (yrd):	10,936
COL (sqf):	172,22



# Hug

2832

## UPHOLSTERED ARMCHAIR

### FINISHES GROUP 7

#### FRAME FINISHES

Laquered metal: white, black, gun metal grey

Optional laquered colors: burnished, yellow RAL 1032, laguna RAL 6034, red RAL 3020, ruby red RAL 3003, blue RAL 5010, dark blue RAL 5011

#### WOODEN DETAILS

Walnut Canaletto, wengè, oak, chocolate

#### FABRICS

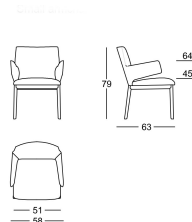
COM  
COL

Graded in Fabric programs also available with Kvadrat, Camira Ultra Fabrics and more, please ask a representative for assistance



### DIMENSIONS

Weight:	57,32 lb
Width (inches):	33"
Depth (inches):	33"
Height (inches):	32.25"
Seat height (inches):	17.25"
Arm height (inches):	25.75"
COM (yrd):	3,49
COL (sqf):	64,5



complete list of versions/options also visible on our price list and on [ad.dzineelements.com](https://ad.dzineelements.com)

2832  
2830

2830

## UPHOLSTERED ARMCHAIR WITH HIGH BACKREST

### FINISHES GROUP 7

#### FRAME FINISHES

Laquered metal: white, black, gun metal grey

Optional laquered colors: burnished, yellow RAL 1032, laguna RAL 6034, red RAL 3020, ruby red RAL 3003, blue RAL 5010, dark blue RAL 5011

#### WOODEN DETAILS

Walnut Canaletto, wengè, oak, chocolate

#### FABRICS

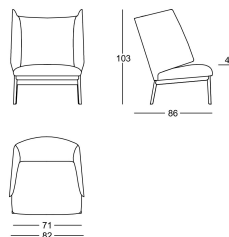
COM  
COL

Graded in Fabric programs also available with Kvadrat, Camira Ultra Fabrics and more, please ask a representative for assistance




### DIMENSIONS

Weight:	61,73 lb
Width (inches):	32.25"
Depth (inches):	34"
Height (inches):	40.50"
Seat height (inches):	14.25"
COM (yrd):	4,04
COL (sqf):	80,3



Claesson Koivisto Rune

# Hug Love Seat



## CUSHIONED BENCH

Cushioned bench with high backrest and armrests

# Hug Love seat

2895

## UPHOLSTERED BENCH

### FINISHES GROUP 7

#### FRAME FINISHES

Laquered metal: white, black, gun metal grey

Optional laquered colors: burnished, yellow RAL 1032, laguna RAL 6034, red RAL 3020, ruby red RAL 3003, blue RAL 5010, dark blue RAL 5011

#### WOODEN DETAILS

Walnut Canaletto, wengè, oak, chocolate

#### FABRICS

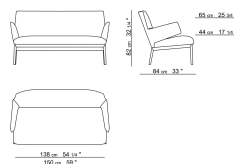
COM  
COL

Graded in Fabric programs also available with Kvadrat, Camira Ultra Fabrics and more, please ask a representative for assistance



## DIMENSIONS

Width (inches):	59"
Depth (inches):	33"
Height (inches):	32,25"
Seat height (inches):	17,25"
Arm height (inches):	25,75"
COM (yrd):	4,374
COL (sqf):	83,95



complete list of versions/options also visible on our price list and on [ad.dzineelements.com](http://ad.dzineelements.com)

2895

2897

2897

## CUSHIONED BENCH WITH HIGH BACKREST AND ARMRESTS

### FINISHES GROUP 7

#### FRAME FINISHES

Laquered metal: white, black, gun metal grey

Optional laquered colors: burnished, yellow RAL 1032, laguna RAL 6034, red RAL 3020, ruby red RAL 3003, blue RAL 5010, dark blue RAL 5011

#### WOODEN DETAILS

Walnut Canaletto, wengè, oak, chocolate

#### FABRICS

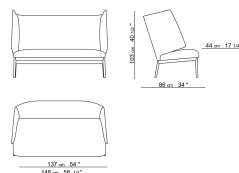
COM  
COL

Graded in Fabric programs also available with Kvadrat, Camira Ultra Fabrics and more, please ask a representative for assistance



## DIMENSIONS

Width (inches):	58,25"
Depth (inches):	34"
Height (inches):	40,5"
Seat height (inches):	17,25"
COM (yrd):	6,78
COL (sqf):	129,16





Carlo Colombo

**K2****CLOUD SOFT SOFA**

k2 High Fabric or Leather Version.

Structure: steel;

Frame Upholstery: moulded polyurethane foam / polyester slip cover ;

Springing: elastic straps;

Seat upholstery: shaped polyurethane with differentiated density and feather goose down / down proof fabric;

Backrest Cushion Upholstery: feather goose down / down proof fabric;

Roll Cushion Upholstery (only for high backrest version): shaped polyurethane / polyester slip cover;

Feet: chrome-plated steel;

Frame cover: fabric, leather or cow hide (only the cow hide version has zippers instead of sewn seams). Cushions Cover: fabric or leather.



# K2

11875

## CLOUD SOFT SOFA 121.25" WIDE

### FINISHES GROUP 7

#### FEET

Black, burnished metal, chrome version available on demand

#### FABRICS

COL  
COM

Graded in fabric programs also available with Kvadrat, Camira Ultra Fabrics and more, please ask a representative for assistance



### DIMENSIONS

Width (inches):	121,25"
Depth (inches):	40,5"
Height (inches):	39,75"
Seat height (inches):	16"
COM (yrd):	27,34
COL (sqf):	419,79



complete list of versions/options also visible on our price list and on [ad.dzinelements.com](http://ad.dzinelements.com)

11875  
11877  
11879  
11881  
11883  
11885  
11899  
11901  
11903  
11905  
11907

11877

## CLOUD SOFT SOFA 82.75" WIDE

### FINISHES GROUP 7

#### FEET

Black, burnished metal, chrome version available on demand

#### FABRICS

COL  
COM

Graded in fabric programs also available with Kvadrat, Camira Ultra Fabrics and more, please ask a representative for assistance



### DIMENSIONS

Width (inches):	82,75"
Depth (inches):	40,5"
Height (inches):	39,75"
Seat height (inches):	16"
COM (yrd):	19,685
COL (sqf):	312,15

11879

## CHAIR, WITH ONE ARMREST, MEASURING 41.25" WIDE

### FINISHES GROUP 7

#### FEET

Black, burnished metal, chrome version available on demand

#### FABRICS

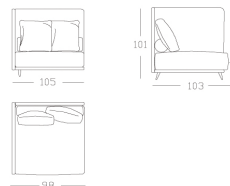
COL  
COM

Graded in fabric programs also available with Kvadrat, Camira Ultra Fabrics and more, please ask a representative for assistance



### DIMENSIONS

Weight:	99,21 lb
Width (inches):	41,25"
Depth (inches):	40,25"
Height (inches):	39,75"
Seat height (inches):	16"
COM (yrd):	9,842
COL (sqf):	161,45



Marc Sadler

# Kami Yon



## ERGONOMIC ARMCHAIR

Kami San armchair recalls the traditional origami technique, which uses numerous kinds of cuts and folds as opposed to the few ones existing in the modern technique. The ergonomic morphology of the armrests creates a comfortable shape that adapts to the human body. A synthesis between abstraction and essential features that complement simplicity and elegance of proportions.

# Kami Yon

## YON070

### SOFA IN POLYETHYLENE

#### FINISHES GROUP 4

Polyethylene Standard: FB, FC, FD, FE, FG, FH, FR, FT

Polyethylene Lighting: LA  
Polyethylene Lacquered: QA/MF, QB/MQ, QC/MP, QD/MN, QG/MK, QH/MI, QM/MY, QO/MZ, QR/MW, QS/MX

To order the item please use the following codes:

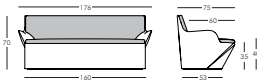
SD YON070: Polyethylene Standard

LP YON070: Polyethylene Lighting

SL YON070: Polyethylene Lacquered

#### DIMENSIONS

Weight:	72.6 lb
Width (inches):	69.3"
Depth (inches):	29.5"
Height (inches):	27.5"
Seat width (inches):	63"
Seat depth (inches):	23.6"
Seat height (inches):	13.8"



complete list of versions/options also visible on our price list and on [ad.dzineelements.com](http://ad.dzineelements.com)

YON070

YON071



## YON071

### CUSHION IN POLYURETHANE

#### FINISHES GROUP 4

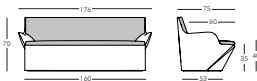
Polyurethane: PG, PI

To order the item please use the following codes:

SD YON071: Polyurethane

#### DIMENSIONS

Weight:	28.6 lb
Width (inches):	69.3"
Depth (inches):	29.5"
Height (inches):	27.5"
Seat width (inches):	63"
Seat height (inches):	13.8"



Carlo Colombo

# Katrin



## ARMCHAIR

Structure: steel, chrome-plated or black laquered; cover: cowhide or with winter coat; only winter coat version springing: elastic straps.





# Katrin

11779

## ARMCHAIR

### FINISHES GROUP 7

#### FRAME FINISHES

Laquered metal: white, black

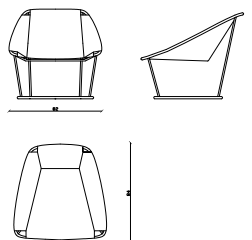
#### FABRICS

COM  
COL

Graded in Fabric programs also available with Kvadrat, Camira Ultra Fabrics and more, please ask a representative for assistance

#### DIMENSIONS

Weight: 30,86 lb  
Width (inches): 32.25"  
Depth (inches): 33"  
Height (inches): 30.75"  
Seat height (inches): 15"



complete list of  
versions/options  
also visible on  
our price list and on  
[ad.dzineelements.com](http://ad.dzineelements.com)

11779





Luca Nichetto

# Ladle



## ARMCHAIR

Structure: steel; structure upholstery: moulded polyurethane foam/polyester slip cover; springing: elastic straps; legs: steel.



# Ladle

3101

## ARMCHAIR WITH LOW BACKREST AND WOODEN BASE

### FINISHES GROUP 7

#### FRAME FINISHES

Wood: wenge, oak, chocolate stained

#### FABRICS

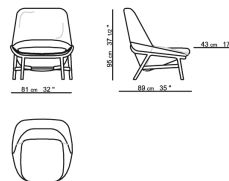
COM  
COL

Graded in Fabric programs also available with Kvadrat, Camira Ultra Fabrics and more, please ask a representative for assistance



#### DIMENSIONS

Weight:	61,73 lb
Width (inches):	32"
Depth (inches):	35"
Height (inches):	38.25"
Seat height (inches):	17"
COM (yrd):	5,46
COL (sqf):	102,26



complete list of versions/options also visible on our price list and on [ad.dzineelements.com](http://ad.dzineelements.com)

3101  
3102  
3103  
3105  
3106  
3107  
3109  
3110  
3111

3102

## ARMCHAIR WITH LOW BACKREST AND LAQUERED FIXED METAL BASE

### FINISHES GROUP 7

#### FRAME FINISHES

Laquered metal: white, black, gun metal grey

Optional laquered colors: burnished, yellow RAL 1032, laguna RAL 6034, red RAL 3020, ruby red RAL 3003, blue RAL 5010, dark blue RAL 5011

#### FABRICS

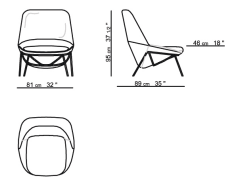
COM  
COL

Graded in Fabric programs also available with Kvadrat, Camira Ultra Fabrics and more, please ask a representative for assistance



#### DIMENSIONS

Weight:	61,73 lb
Width (inches):	32"
Depth (inches):	35"
Height (inches):	38.25"
Seat height (inches):	17"
COM (yrd):	5,46
COL (sqf):	102,26





Luca Nichetto

# Ladle pouf



## POUF

Structure: steel; structure upholstery: moulded polyurethane foam/polyester slip cover; springing: elastic straps; legs: steel.



# Ladle pouf

3098

## POUF

### FINISHES GROUP 7

#### FRAME FINISHES

Laquered metal: white, black, gun metal grey

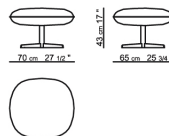
#### FABRICS

COM  
COL

Graded in Fabric programs also available with Kvadrat, Camira Ultra Fabrics and more, please ask a representative for assistance

#### DIMENSIONS

Width (inches): 27.25"  
Depth (inches): 25.75"  
Height (inches): 17"



complete list of  
versions/options  
also visible on  
our price list and on  
[ad.dzineelements.com](http://ad.dzineelements.com)

3098





Nigel Coates

# Lehnstuhl



## LOUNGE CHAIR

Nigel Coates has designed a sophisticated lounge chair with a complex design reflecting the stylistic features of the brand with refined skill. The seat and the comfortable backrest made of woven cane with a special large mesh version, are defined by the curves of the beech wood, processed with steam. The variable section structure is marked by its welcoming shape, enhanced by arm rests that amplify the shapes emphasising the full lines of the backrest.



# Lehnstuhl

PLLEHNPGL

## STEAM BENT BEECH WOOD LOUNGE CHAIR

### FINISHES GROUP 6

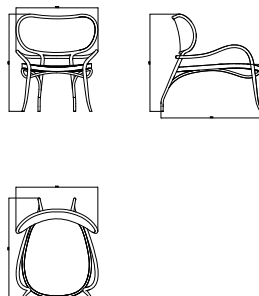
#### FRAME FINISHES

Classic: C01 - RAL 9005, C02 - RAL 9010



### DIMENSIONS

Weight:	15,4 lb
Width (inches):	29.1"
Depth (inches):	34.6"
Height (inches):	33.5"
Seat height (inches):	16.1"
Arm height (inches):	22"



complete list of  
versions/options  
also visible on  
our price list and on  
[ad.dzineelements.com](http://ad.dzineelements.com)

PLLEHNPGL

Carlo Colombo

# Lips



## ARMCHAIR

Structure: steel ; frame upholstery: moduled polyuretane foam/coupled fabric;  
quilt: polyester slip cover; base swivel, black painted steel; structure cover:  
fabric, leather or cowhide ( see image for different sewings).



# Lips

11929

## ARMCHAIR WITH SWIVEL BASE AND STRUCTURE IN COWHIDE

### FINISHES GROUP 7

#### FABRICS

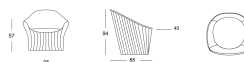
COM  
COL

Graded in Fabric programs also available with Kvadrat, Camira Ultra Fabrics and more, please ask a representative for assistance



#### DIMENSIONS

Weight:	105,82 lb
Width (inches):	37.50"
Depth (inches):	34.75"
Height (inches):	37"
Seat height (inches):	15.75"
Arm height (inches):	22.50"
COM (yrd):	2,73
COL (sqf):	48,43



complete list of versions/options also visible on our price list and on [ad.dzineelements.com](https://ad.dzineelements.com)

11929

11930

11931

11930

## ARMCHAIR WITH SWIVEL BASE AND STRUCTURE IN LEATHER

### FINISHES GROUP 7

#### FABRICS

COM  
COL

Graded in Fabric programs also available with Kvadrat, Camira Ultra Fabrics and more, please ask a representative for assistance



#### DIMENSIONS

Weight:	105,82 lb
Width (inches):	37.50"
Depth (inches):	34.75"
Height (inches):	37"
Seat height (inches):	15.75"
Arm height (inches):	22.50"
COM (yrd):	2,73
COL (sqf):	75,34



11931

## ARMCHAIR IN FABRIC WITH SWIVEL BASE

### FINISHES GROUP 7

#### FABRICS

COM  
COL

Graded in Fabric programs also available with Kvadrat, Camira Ultra Fabrics and more, please ask a representative for assistance



#### DIMENSIONS

Weight:	105,82 lb
Width (inches):	37.50"
Depth (inches):	34.75"
Height (inches):	37"
Seat height (inches):	15.75"
Arm height (inches):	22.50"
COM (yrd):	2,73



Carlo Colombo

# Lips pouf



## POUF

Structure: poplar multiply wood; frame upholstery: moduled polyuretane foam/coupled fabric; quilt: polyester slip cover; base swivel, black painted steel; structure cover: fabric, leather or cowhide ( see image for different sewings).



# Lips pouf

11934

## POUF

### FINISHES GROUP 7

#### FABRICS

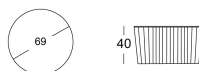
COM  
COL

Graded in Fabric programs also available with Kvadrat, Camira Ultra Fabrics and more, please ask a representative for assistance



#### DIMENSIONS

Width (inches): D 27"  
Seat height (inches): 15.75"  
COM (yrd): 1,64  
COL (sqf): 48,43



complete list of versions/options also visible on our price list and on [ad.dzineelements.com](https://ad.dzineelements.com)

11934

11933

11933

## POUF

### FINISHES GROUP 7

#### FABRICS

COM  
COL

Graded in Fabric programs also available with Kvadrat, Camira Ultra Fabrics and more, please ask a representative for assistance



#### DIMENSIONS

Width (inches): D 27"  
Seat height (inches): 15.75"





Claesson Koivisto Rune

# Mangold



## VERSATILE HIGH BACKREST UNIT

Structure: metal.

Springing: elastic straps.

Frame upholstery : shaped polyurethane with differentiated density / Polyester slip cover.

Backrest cushions upholstery: feather goose down / downpooof fabric.

Feet: black lacquered metal and protective black nylon glides.

Cover: fabric.

# Mangold

3270

LOW BACKREST UNIT WITH NO  
ARMRESTS MEASURING 43.25"

FINISHES GROUP 7

FEET

Black laquered metal and protective black nylon  
glides

FABRICS

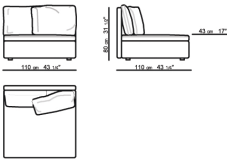
COL  
COM

Graded in fabric programs also available with  
Kvadrat, Camira Ultra Fabrics and more, please  
ask a representative for assistance



DIMENSIONS

Width (inches):	43,25"
Depth (inches):	43,25"
Height (inches):	31,5"
Seat height (inches):	17"
COM (yrd):	9,295



complete list of  
versions/options  
also visible on  
our price list and on  
[ad.dzinelements.com](http://ad.dzinelements.com)

- 3270
- 3272
- 3274
- 3276
- 3278
- 3280
- 3290
- 3292
- 3294
- 3296
- 3298
- 3300
- 3286
- 3282
- 3302

3272

LOW BACKREST UNIT WITH NO  
ARMRESTS 63"

FINISHES GROUP 7

FEET

Black laquered metal and protective black nylon  
glides

FABRICS

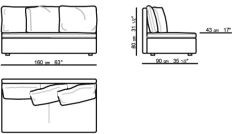
COL  
COM

Graded in fabric programs also available with  
Kvadrat, Camira Ultra Fabrics and more, please  
ask a representative for assistance



DIMENSIONS

Weight:	134,48 lb
Width (inches):	63"
Depth (inches):	35,5"
Height (inches):	31,5"
Seat height (inches):	17"
COM (yrd):	11,264



WERTHER TOFFOLONI

# Millennium



## LOUNGE SET WITH SOFA AND CHAIRS

Beech wooden base - fully upholstered.



# Millennium

## MILLENNIUM D

### 2 SEATER SOFA

#### FINISHES GROUP 5

##### FRAME FINISHES

Wood: AC01, AC06, AC07, AC15, AC17, AC18, AC21, AC50

##### FABRICS

COM

COL

Graded in Fabric programs also available with Kvadrat, Camira Ultra Fabrics and more, please ask a representative for assistance



#### DIMENSIONS

Weight:	91,44 lb
Width (inches):	53,54"
Depth (inches):	31.49"
Height (inches):	35.43"
Seat width (inches):	49.6"
Seat height (inches):	17.31"
Arm height (inches):	24"
COM (yrd):	4
COL (sqf):	72

complete list of versions/options also visible on our price list and on [ad.dzineelements.com](https://ad.dzineelements.com)

MILLENNIUM D  
MILLENNIUM P  
MILLENNIUM P  
DELUXE  
MILLENNIUM PXD  
MILLENNIUM PXD  
DELUXE  
MILLENNIUM PZ  
MILLENNIUM PZ  
DELUXE

## MILLENNIUM P

### UPHOLSTERED ARMCHAIR

#### FINISHES GROUP 5

##### FRAME FINISHES

Wood: AC01, AC06, AC07, AC15, AC17, AC18, AC21, AC50

##### FABRICS

COM

COL

Graded in Fabric programs also available with Kvadrat, Camira Ultra Fabrics and more, please ask a representative for assistance



#### DIMENSIONS

Weight:	39.6 lb
Width (inches):	26.77"
Depth (inches):	21.7"
Height (inches):	31.6"
Seat width (inches):	23.22"
Seat height (inches):	17.32"
Arm height (inches):	24"
COM (yrd):	1,9
COL (sqf):	36

## MILLENNIUM P DELUXE

### UPHOLSTERED ARMCHAIR WITH BUTTON ON THE BACK

#### FINISHES GROUP 5

##### FRAME FINISHES

Wood: AC01, AC06, AC07, AC15, AC17, AC18, AC21, AC50

##### FABRICS

COM

COL

Graded in Fabric programs also available with Kvadrat, Camira Ultra Fabrics and more, please ask a representative for assistance



#### DIMENSIONS

Weight:	39,6 lb
Width (inches):	26.77"
Depth (inches):	21.7"
Height (inches):	31.6"
Seat width (inches):	23.22"
Seat height (inches):	17.32"
Arm height (inches):	24"
COM (yrd):	1,9
COL (sqf):	36



Alain Hadife

# Moon



## ILLUMINABLE MOON SHAPED SEAT

Moon recalls the shape of the moon and reinterprets it in a fun way. Designer Alain Hadife pushes the traditional boundaries of indoor furnishing items with this uniquely shaped seat while still keeping Moon as the perfect enriching seat for outdoor venues such as gardens and terraces. Moon is a modular seat that brightens up any space with a touch of originality.



# Moon

MOI045

ILLUMINABLE SEAT, INDOOR USAGE

FINISHES GROUP 4

Polyethylene Lighting: LA

To order the item please use the following codes:

SD MOI045: Polyethylene Lighting

DIMENSIONS

Weight:	59 lb
Width (inches):	55.1"
Depth (inches):	42.9"
Height (inches):	16.9"



complete list of versions/options also visible on our price list and on [ad.dzineelements.com](http://ad.dzineelements.com)

MOI045  
MOF045

MOF045

ILLUMINABLE SEAT, INDOOR AND OUTDOOR USAGE

FINISHES GROUP 4

Polyethylene Lighting: LA

To order the item please use the following codes:

SD MOF045: Polyethylene Lighting

DIMENSIONS

Weight:	59 lb
Width (inches):	55.1"
Depth (inches):	42.9"
Height (inches):	16.9"



Luca Scacchetti

# Orizzonte



## CHAISE LOUNGE WITH WOOD FRAME

Frame in solid wood and plywood; belts on a metal support to guarantee more stability; flame retardant polyurethane foam covered with fibre wadding; fixed cover; feet in chrome plated steel; table top in tempered, toughened clear glass.

# Orizzonte

OR18-00-190-0

**CHAISE LOUNGE WITH ARMREST AND  
BACKREST ON LEFT OR RIGHT SIDE**

**FINISHES GROUP 8**

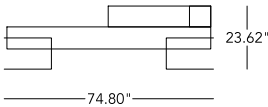
**FEET**  
Chrome plated steel

**FABRICS**

COM  
COL  
Graded in Fabric programs also available with  
Kvadrat, Camira Ultra Fabrics and more, please  
ask a representative for assistance

**DIMENSIONS**

Weight:	47 lb
Width (inches):	74,8"
Depth (inches):	23,62"
Height (inches):	23,62"
Seat width	66,93"
(inches):	
Seat height	15,75"
(inches):	
COM (yrd):	5,03
COL (sqf):	89,34



complete list of  
versions/options  
also visible on  
our price list and on  
**ad.dzineelements.com**

OR18-00-190-0



Cini Boeri

# Pecorelle



## FIXED OR SWIVEL ARMCHAIR WITH HIGH ARMRESTS

Structure: black painted steel and multiply wood; frame upholstery: shaped polyurethane with differentiated density/polyester slip cover; backrest springing: elastic straps; legs; black painted steel.



# Pecorelle

11843

UPHOLSTERED ARMCHAIR

FINISHES GROUP 7

FRAME FINISHES

Laquered metal: black

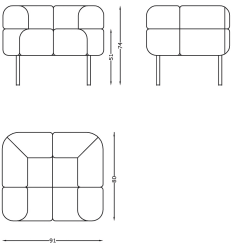
FABRICS

COM  
COL

Graded in Fabric programs also available with Kvadrat, Camira Ultra Fabrics and more, please ask a representative for assistance

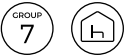
DIMENSIONS

Weight:	52,91 lb
Width (inches):	36"
Depth (inches):	31.50"
Height (inches):	29"
Seat height (inches):	20"
COM (yrd):	5,46



complete list of versions/options also visible on our price list and on [ad.dzineelements.com](http://ad.dzineelements.com)

11843





Cini Boeri

# Pecorelle Sofa



## FIXED OR SWIVEL ARMCHAIR WITH HIGH ARMRESTS

Structure: black painted steel and multiply wood; frame upholstery: shaped polyurethane with differentiated density/polyester slip cover; backrest springing: elastic straps; legs; black painted steel.



# Pecorelle sofa

11845

## UPHOLSTERED SOFA

### FINISHES GROUP 7

#### FRAME FINISHES

Laquered metal: black

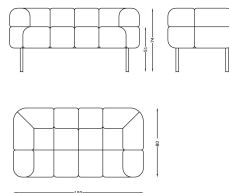
#### FABRICS

COM  
COL

Graded in Fabric programs also available with Kvadrat, Camira Ultra Fabrics and more, please ask a representative for assistance

## DIMENSIONS

Weight:	79,37 lb
Width (inches):	59"
Depth (inches):	31.50"
Height (inches):	29"
Seat height (inches):	20"
COM (yrd):	8,74



complete list of versions/options also visible on our price list and on [ad.dzineelements.com](http://ad.dzineelements.com)

11845





Claesson Koivisto Rune

# Penta



## POUF SWIVEL BASE

Structure: poplar multiply wood; frame upholstery: shaped polyurethane with differentiated density/ polyester slip cover; base: metal swivel base.



# Penta

2842

## SMALL POUF WITH SWIVEL BASE

### FINISHES GROUP 7

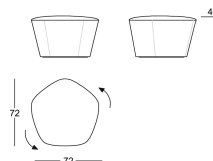
#### FABRICS

COM  
COL

Graded in Fabric programs also available with Kvadrat, Camira Ultra Fabrics and more, please ask a representative for assistance

#### DIMENSIONS

Weight: 19,84 lb  
Width (inches): 28.25"  
Depth (inches): 28.25"  
Height (inches): 18"  
COM (yrd): 2,18  
COL (sqf): 43,05



complete list of  
versions/options  
also visible on  
our price list and on  
[ad.dzinelements.com](http://ad.dzinelements.com)

2842  
2844  
2846



2844

## POUF SWIVEL BASE

### FINISHES GROUP 7

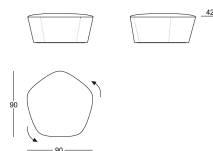
#### FABRICS

COM  
COL

Graded in Fabric programs also available with Kvadrat, Camira Ultra Fabrics and more, please ask a representative for assistance

#### DIMENSIONS

Weight: 35,27 lb  
Width (inches): 35.50"  
Depth (inches): 35.50"  
Height (inches): 16.50"  
COM (yrd): 3,06  
COL (sqf): 58,82



2846

## POUF WITH FIXED BASE

### FINISHES GROUP 7

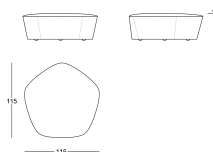
#### FABRICS

COM  
COL

Graded in Fabric programs also available with Kvadrat, Camira Ultra Fabrics and more, please ask a representative for assistance

#### DIMENSIONS

Width (inches): 45.25"  
Depth (inches): 45.25"  
Height (inches): 16.50"  
COM (yrd): 4,15  
COL (sqf): 75,34





Karim Rashid

# Rap



## ESSENTIAL SOFA

Linear and essential, the new Rap sofa is the perfect synthesis of a traditional sofa and a modern polyethylene production, worked with the rotational moulding technique. Rap renews SLIDE's collaboration with great international names, ensuring the most innovative use of light and colour. A linear seating surface meets an embracing backrest - Rap's apparently calm nature simply bursts with energy. This item is perfect for both indoor and outdoor furnishing.



# Rap

## RAP075

### SOFA IN POLYETHYLENE

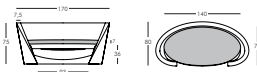
#### FINISHES GROUP 4

Polyethylene Standard & FU: FC, FD, FE, FG, FH, FR, FT, FU  
Polyethylene Lighting: LA, LU  
Polyethylene Lacquered: QA/MF, QB/MQ, QC/MP, QD/MN, QG/MK, QH/MI, QM/MY, QO/MZ, QR/MW, QS/MX

To order the item please use the following codes:  
SD RAP075: Polyethylene Standard & FU  
LP RAP075: Polyethylene Lighting (indoor use only)  
SL RAP075: Polyethylene Lacquered

#### DIMENSIONS

Weight: 77 lb  
Width (inches): 66.9"  
Depth (inches): 31.5"  
Height (inches): 29.5"



complete list of versions/options also visible on our price list and on [ad.dzineelements.com](http://ad.dzineelements.com)

RAP075  
RAP076



## RAP076

### CUSHION IN POLYURETHANE

#### FINISHES GROUP 4

Polyurethane: PG, PI

To order the item please use the following codes:  
SD RAP076: Polyurethane

#### DIMENSIONS

Weight: 14.3 lb  
Width (inches): 66.9"  
Depth (inches): 31.5"  
Height (inches): 29.5"  
Seat width (inches): 61"  
Seat height (inches): 14.2"  
Arm height (inches): 2.9"



Gianni Arnaudo

# Rococò



## COMFORTABLE CHIASE LONGUE

Rococò is a chaise longue designed by Gianni Arnaudo for SLIDE. The slightly curved profile of the base makes Rococò especially inviting and comfortable. It is handy and easy to use in outdoor spaces such as gardens and terraces, gaining an undisputed leading role in both home and public spaces.

# Rococò

RCO200

**CHAISELONGUE ON WHEELS**

**FINISHES GROUP 4**

Polyethylene Standard: FB, FC, FD, FE, FG, FH, FR, FT

Polyethylene Lighting: LA

Polyethylene Lacquered: QA/MF, QB/MQ, QC/MP, QD/MN, QG/MK, QH/MI, QM/MY, QO/MZ, QR/MW, QS/MX

To order the item please use the following codes:

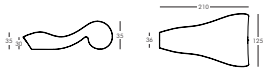
SD RCO200: Polyethylene Standard

LP RCO200: Polyethylene Lighting

SL RCO200: Polyethylene Lacquered

**DIMENSIONS**

Weight:	66.14 lb
Width (inches):	82.68"
Depth (inches):	49.21"
Height (inches):	25.98"



complete list of  
versions/options  
also visible on  
our price list and on  
**ad.dzineelements.com**

RCO200



Luca Nichetto

# Serena



## UPHOLSTERED ARMCHAIR

Structure: wood and metal; seat and back upholstery: shaped polyurethane in differentiated density; springing: elastic straps; visible frame: wood laquered



# Serena

3113

**UPHOLSTERED ARMCHAIR**

**FINISHES GROUP 7**

**FRAME FINISHES**

Stained wood: ash white, black, wenge, oak, chocolate

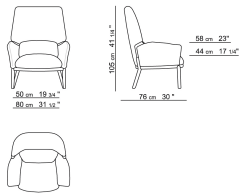
**FABRICS**

COM  
COL

Graded in Fabric programs also available with Kvadrat, Camira Ultra Fabrics and more, please ask a representative for assistance

**DIMENSIONS**

Weight:	48,5 lb
Width (inches):	31.50"
Depth (inches):	30"
Height (inches):	41.25"
Seat height (inches):	17.25"
Arm height (inches):	23"
COM (yrd):	4,92
COL (sqf):	86,18



complete list of versions/options also visible on our price list and on [ad.dzineelements.com](http://ad.dzineelements.com)

3113





Gamfratesi

# Targa Lounge



## STEAM BENT BEECH WOOD LOUNGE ARMCHAIR

Wiener GTV Design's collection of upholstery suggests a new concept of comfort designed by GamFratesi, the Italian-Danish designer duo Stine Gam and Enrico Fratesi. TARGA is a family consisting of an elegant two-seater sofa and an armchair, two elements which perfectly fit contract spaces designed for an intimate and secluded atmosphere, as well as non-conventional residential environments. All elements of the brand's tradition contribute to characterize the design's profile: the bent beech structure holds the wide seat cushion and the upholstered backrest has a woven cane edge with an ellipsoidal element, the plate (targa), after which the design is named.

# Targa Lounge

PLTARGTES

## STEAM BENT BEECH WOOD LOUNGE ARMCHAIR

### FINISHES GROUP 6

#### FRAME FINISHES

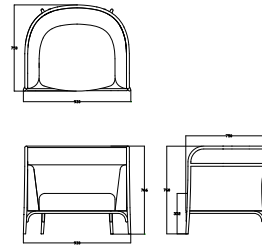
Wood: B01  
Classic: C01 - RAL 9005, C02 - RAL 9010

#### FABRICS

COM  
COL  
Graded in Fabric programs also available with  
Kvadrat, Camira Ultra fabrics and more, please  
ask a representative for assistance

### DIMENSIONS

Weight:	44,1 lb
Width (inches):	36,6"
Depth (inches):	29,5"
Height (inches):	29,9"
Seat width (inches):	36,6"
Seat height (inches):	13,7"
Arm height (inches):	29,9"
COM (yrd):	3,83
COL (sqf):	132



complete list of  
versions/options  
also visible on  
our price list and on  
[ad.dzineelements.com](http://ad.dzineelements.com)

PLTARGTES





Gamfratesi

# Targa Sofa



## STEAM BENT BEECH WOOD TWO-SEATER SOFA

Wiener GTV Design's collection of upholstery suggests a new concept of comfort designed by GamFratesi, the Italian-Danish designer duo Stine Gam and Enrico Fratesi. Targa is a family consisting of an elegant two-seater sofa and an armchair, two elements which perfectly fit contract spaces designed for an intimate and secluded atmosphere, as well as non-conventional residential environments. All elements of the brand's tradition contribute to characterize the design's profile: the bent beech structure holds the wide seat cushion and the upholstered backrest has a woven cane edge with an ellipsoidal element, the plate (targa), after which the design is named.

# Targa Sofa

DBTARGTES

**STEAM BENT BEECH WOOD  
TWO-SEATER SOFA**

**FINISHES GROUP 6**

**FRAME FINISHES**

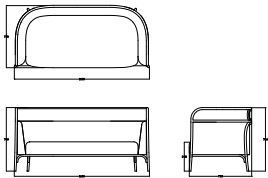
Wood: B01  
Classic: C01 - RAL 9005, C02 – RAL 9010

**FABRICS**

COM  
COL  
Graded in Fabric programs also available with  
Kvadrat, Camira Ultra fabrics and more, please  
ask a representative for assistance

**DIMENSIONS**

Weight:	77,16 lb
Width (inches):	62,9"
Depth (inches):	29,5"
Height (inches):	30"
Seat width (inches):	62,9"
Seat height (inches):	13,7"
Arm height (inches):	30"
COM (yrd):	5,47
COL (sqf):	269



complete list of  
versions/options  
also visible on  
our price list and on  
[ad.dzineelements.com](http://ad.dzineelements.com)

DBTARGTES





Yaakov Kaufman

# Virgola



## ARMCHAIR WITH STRUCTURE IN METAL OR ALLUMINIUM

Structure: steel; structure upholstery: moulded polyurethane foam/polyester slip cover; springing: elastic straps; legs: steel, aluminium colour or black painted.





# Virgola

10064

ARMCHAIR WITH LEGS IN METAL

FINISHES GROUP 7

FRAME FINISHES

Laquered metal: black, alluminium

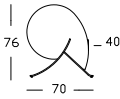
FABRICS

COM  
COL

Graded in Fabric programs also available with Kvadrat, Camira Ultra Fabrics and more, please ask a representative for assistance

## DIMENSIONS

Weight:	57,32 lb
Width (inches):	28.75"
Depth (inches):	27.25"
Height (inches):	30"
Seat height (inches):	15.75"
COM (yrd):	4,37
COL (sqf):	48,43



complete list of versions/options also visible on our price list and on [ad.dzineelements.com](https://ad.dzineelements.com)

10064



Mario Mazzer

# X Big



## FULLY UPHOLSTERED LOUNGE CHAIR

Fully in foam upholstered armchair, 4 legs in stained ash wood, painted steel (fixed or swivel version), four star base aluminum (swivel version). Vintage leather and linings from sample book.

### COMPLEMENTS

X Pouf, X Table



# X Big

2050

## LOUNGE CHAIR IN ASH WOOD UPHOLSTERED

### FINISHES GROUP 1

#### FRAME FINISHES

Wood: LE11, LE12, LE17

#### FABRICS

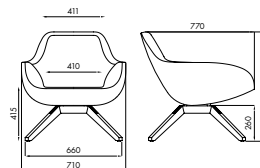
COM

COL

Graded in Fabric programs also available with Kvadrat, Camira Ultra Fabrics and more, please ask a representative for assistance

### DIMENSIONS

Weight:	33.07 lb
Width (inches):	29.26"
Depth (inches):	27.96"
Height (inches):	29.26"
Seat width (inches):	25.99"
Seat height (inches):	16.34"
COM (yrd):	2,625
COL (sqf):	37,674



complete list of versions/options also visible on our price list and on [ad.dzinelements.com](http://ad.dzinelements.com)

2050

2051

2052

2053



2051

## STEEL LOUNGE CHAIR FIXED UPHOLSTERED

### FINISHES GROUP 1

#### FRAME FINISHES

Metal: VB, VS, VT

#### FABRICS

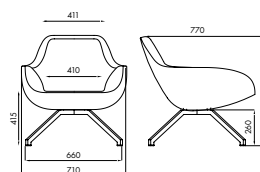
COM

COL

Graded in Fabric programs also available with Kvadrat, Camira Ultra Fabrics and more, please ask a representative for assistance

### DIMENSIONS

Weight:	35.27 lb
Width (inches):	29.26"
Depth (inches):	27.96"
Height (inches):	29.26"
Seat width (inches):	25.99"
Seat height (inches):	16.34"
COM (yrd):	2,625
COL (sqf):	37,674



2052

## STEEL LOUNGE CHAIR SWIVEL UPHOLSTERED

### FINISHES GROUP 1

#### FRAME FINISHES

Metal: VB, VS, VT

#### FABRICS

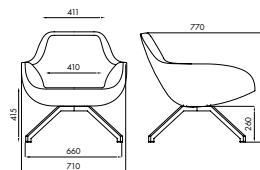
COM

COL

Graded in Fabric programs also available with Kvadrat, Camira Ultra Fabrics and more, please ask a representative for assistance

### DIMENSIONS

Weight:	39.68 lb
Width (inches):	29.26"
Depth (inches):	27.96"
Height (inches):	29.26"
Seat width (inches):	25.99"
Seat height (inches):	16.34"
COM (yrd):	2,625
COL (sqf):	37,674



Alma Design

# X Pouf



## POUF WITH STEEL FIXED FRAME

Fully upholstered seat, 4 legs in stained ash wood or painted steel (fixed or swivel version), four star base aluminum (swivel version).  
Vintage leather and linings from sample book.



# X Pouf

2080

## POUF WITH ASH WOOD FRAME

### FINISHES GROUP 1

#### FRAME FINISHES

Wood: LE11, LE12, LE17

#### FABRICS

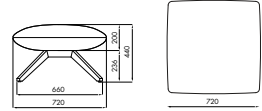
COM

COL

Graded in Fabric programs also available with Kvadrat, Camira Ultra Fabrics and more, please ask a representative for assistance

### DIMENSIONS

Weight:	39.68 lb
Depth (inches):	28.35"
Height (inches):	17.33"
Seat width (inches):	25.99"
Seat height (inches):	9.3"
COM (yrd):	1,094
COL (sqf):	18,299



complete list of versions/options also visible on our price list and on [ad.dzineelements.com](http://ad.dzineelements.com)

2080  
2081  
2082  
2083



2081

## POUF WITH STEEL FIXED FRAME

### FINISHES GROUP 1

#### FRAME FINISHES

Metal: VB, VS, VT

#### FABRICS

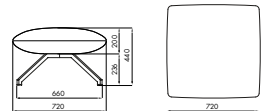
COM

COL

Graded in Fabric programs also available with Kvadrat, Camira Ultra Fabrics and more, please ask a representative for assistance

### DIMENSIONS

Weight:	44.09 lb
Depth (inches):	28.35"
Height (inches):	17.33"
Seat width (inches):	25.99"
Seat height (inches):	9.3"
COM (yrd):	1,094
COL (sqf):	18,299



2082

## POUF WITH STEEL SWIVEL FRAME

### FINISHES GROUP 1

#### FRAME FINISHES

Metal: VB, VS, VT

#### FABRICS

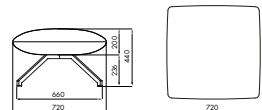
COM

COL

Graded in Fabric programs also available with Kvadrat, Camira Ultra Fabrics and more, please ask a representative for assistance

### DIMENSIONS

Weight:	44.09 lb
Depth (inches):	28.35"
Height (inches):	17.33"
Seat width (inches):	25.99"
Seat height (inches):	9.3"
COM (yrd):	1,094
COL (sqf):	18,299





Mario Mazzer

# X2 Big



## LOUNGE CHAIR

Fully in foam upholstered armchair, 4 legs in stained ash wood, painted steel (fixed or swivel version), four star base aluminum (swivel version). Vintage leather and linings from sample book.

# X2 Big

2054

## LOUNGE CHAIR IN ASH WOOD UPHOLSTERED WITH HEADREST

### FINISHES GROUP 1

#### FRAME FINISHES

Wood: LE11, LE12, LE17

#### FABRICS

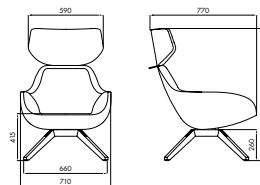
COM

COL

Graded in Fabric programs also available with Kvadrat, Camira Ultra Fabrics and more, please ask a representative for assistance

### DIMENSIONS

Weight:	39.68 lb
Width (inches):	30.32"
Depth (inches):	27.96"
Height (inches):	40.48"
Seat width (inches):	25.99"
Seat height (inches):	16.34"
COM (yrd):	3,171
COL (sqf):	41,979



complete list of versions/options also visible on our price list and on [ad.dzinelements.com](http://ad.dzinelements.com)

2054

2055

2056

2057



2055

## STEEL LOUNGE CHAIR FIXED UPHOLSTERED WITH HEADREST

### FINISHES GROUP 1

#### FRAME FINISHES

Metal: VB, VS, VT

#### FABRICS

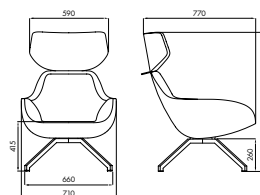
COM

COL

Graded in Fabric programs also available with Kvadrat, Camira Ultra Fabrics and more, please ask a representative for assistance

### DIMENSIONS

Weight:	39.68 lb
Width (inches):	30.32"
Depth (inches):	27.96"
Height (inches):	40.48"
Seat width (inches):	25.99"
Seat height (inches):	16.34"
COM (yrd):	3,171
COL (sqf):	41,979



2056

## STEEL LOUNGE CHAIR SWIVEL UPHOLSTERED WITH HEADREST

### FINISHES GROUP 1

#### FRAME FINISHES

Metal: VB, VS, VT

#### FABRICS

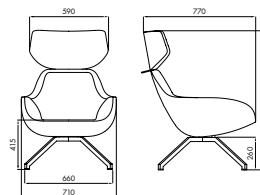
COM

COL

Graded in Fabric programs also available with Kvadrat, Camira Ultra Fabrics and more, please ask a representative for assistance

### DIMENSIONS

Weight:	44.09 lb
Width (inches):	30.32"
Depth (inches):	27.96"
Height (inches):	40.48"
Seat width (inches):	25.99"
Seat height (inches):	16.34"
COM (yrd):	3,171
COL (sqf):	41,979



# Sofa



Lepper Schmidt Sommerlade

# Alea



## SOFA WITH CHROME PLATED STEEL FEET

Frame in solid wood and plywood; belts and flame retardant polyurethane foam covered with fibre wadding; fixed cover; feet in chrome plated steel

# Alea

ALE2-AA-130-0

**TWO SEATER UPHOLSTERED SOFA  
WITH FEET IN CHROME PLATED STEEL**

**FINISHES GROUP 8**

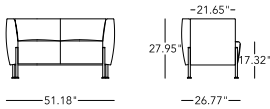
**FEET**  
Chrome plated steel

**FABRICS**

COM  
COL  
Graded in Fabric programs also available with  
Kvadrat, Camira Ultra Fabrics and more, please  
ask a representative for assistance

**DIMENSIONS**

Weight:	40 lb
Width (inches):	51,18"
Depth (inches):	26,77"
Height (inches):	27,95"
Seat width (inches):	39,37"
Seat depth (inches):	21,65"
Seat height (inches):	17,32"
COM (yrd):	4,76
COL (sqf):	85,03



complete list of  
versions/options  
also visible on  
our price list and on  
[ad.dzineelements.com](http://ad.dzineelements.com)

ALE2-AA-130-0  
ALE3-AA-180-0



ALE3-AA-180-0

**THREE SEATER UPHOLSTERED SOFA  
WITH FEET IN CHROME PLATED STEEL**

**FINISHES GROUP 8**

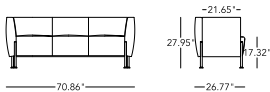
**FEET**  
Chrome plated steel

**FABRICS**

COM  
COL  
Graded in Fabric programs also available with  
Kvadrat, Camira Ultra Fabrics and more, please  
ask a representative for assistance

**DIMENSIONS**

Weight:	49 lb
Width (inches):	70,86"
Depth (inches):	26,77"
Height (inches):	27,95"
Seat width (inches):	59,06"
Seat depth (inches):	21,65"
Seat height (inches):	17,32"
COM (yrd):	5,91
COL (sqf):	105,49





Martin Ballendat

# Antea



## SOFA IN LEATHER OR IMITATION LEATHER

Frame in solid wood and plywood; flame retardant polyurethane covered with fibre wadding; frame fixed cover; seat and back cushions with removable cover; base in polished aluminium casting; table top in white lacquered glass, plywood veneered or laminated.

# Antea

ANT2-AA-132-0

**TWO SEATER 2PHOLSTERED SOFA**

**FINISHES GROUP 8**

**BASE**

Polished aluminium casting

**FABRICS**

**COM**

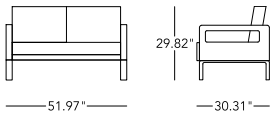
**COL**

Graded in Fabric programs also available with Kvadrat, Camira Ultra Fabrics and more, please ask a representative for assistance



**DIMENSIONS**

Weight:	43 lb
Width (inches):	51,97"
Depth (inches):	30,31"
Height (inches):	29,92"
Seat width (inches):	47,24"
Seat depth (inches):	20,47"
Seat height (inches):	16,93"
COM (yrd):	6,01
COL (sqf):	106,56



complete list of versions/options also visible on our price list and on [ad.dzineelements.com](https://ad.dzineelements.com)

ANT2-AA-132-0

ANT3-AA-192-0

ANT3-AA-192-0

**THREE SEATER UPHOLSTERED SOFA**

**FINISHES GROUP 8**

**BASE**

Polished aluminium casting

**FABRICS**

**COM**

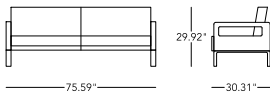
**COL**

Graded in Fabric programs also available with Kvadrat, Camira Ultra Fabrics and more, please ask a representative for assistance



**DIMENSIONS**

Weight:	58 lb
Width (inches):	75,59"
Depth (inches):	30,31"
Height (inches):	29,92"
Seat width (inches):	70,87"
Seat depth (inches):	20,47"
Seat height (inches):	16,93"
COM (yrd):	7,66
COL (sqf):	135,63



Rossin Design

# Arabba



## SOFA WITH BED

Sofa with two separate pullout beds

# Arabba

ARA2-AA-170-1

**SOFA WITH PULLOUT BED AND FIXED COVER**

**FINISHES GROUP 8**

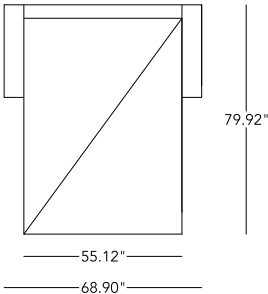
**FABRICS**

COM  
COL  
Graded in Fabric programs also available with Kvadrat, Camira Ultra Fabrics and more, please ask a representative for assistance



**DIMENSIONS**

Weight:	70 lb
Width (inches):	68,9"
Depth (inches):	32,28"
Height (inches):	35,43"
Seat width (inches):	55,12"
Seat depth (inches):	79,92"
Seat height (inches):	17,71"
COM (yrd):	10,94
COL (sqf):	193,75



complete list of versions/options also visible on our price list and on [ad.dzineelements.com](https://ad.dzineelements.com)

ARA2-AA-170-1  
ARA3-AA-190-1

ARA3-AA-190-1

**SOFA WITH TWO SEPARATE PULLOUT BEDS**

**FINISHES GROUP 8**

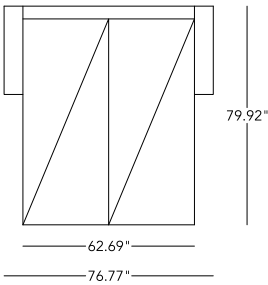
**FABRICS**

COM  
COL  
Graded in Fabric programs also available with Kvadrat, Camira Ultra Fabrics and more, please ask a representative for assistance



**DIMENSIONS**

Weight:	90 lb
Width (inches):	76,77"
Depth (inches):	32,28"
Height (inches):	35,43"
Seat width (inches):	62,99"
Seat depth (inches):	79,92"
Seat height (inches):	17,71"
COM (yrd):	12,03
COL (sqf):	213,13



Hanno Giesler

# Bay



## SOFA WITH SOLID WOOD OR PLYWOOD FRAME

Bay is a lounge set of armchair, sophisticated and comfortable with the elegance of an ever-green.



# Bay

BAY2-AA-142-1

## TWO SEATER UPHOLSTERED SOFA WITH CHROME PLATED FEET

### FINISHES GROUP 8

#### FEET

Chrome plated steel

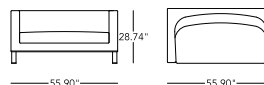
#### FABRICS

COM  
COL

Graded in Fabric programs also available with Kvadrat, Camira Ultra Fabrics and more, please ask a representative for assistance

### DIMENSIONS

Weight:	35 lb
Width (inches):	55,9"
Depth (inches):	28,35"
Height (inches):	28,74"
Seat width (inches):	48,03"
Seat height (inches):	16,93"
COM (yrd):	5,8
COL (sqf):	103,33



complete list of versions/options also visible on our price list and on [ad.dzineelements.com](https://ad.dzineelements.com)

BAY2-AA-142-1  
BAY3-AA-182-1  
BAY2-AA-142-2  
BAY3-AA-182-2



BAY3-AA-182-1

## THREE SEATER UPHOLSTERED SOFA WITH CHROME PLATED FEET

### FINISHES GROUP 8

#### FEET

Chrome plated steel

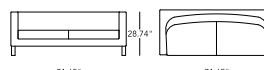
#### FABRICS

COM  
COL

Graded in Fabric programs also available with Kvadrat, Camira Ultra Fabrics and more, please ask a representative for assistance

### DIMENSIONS

Weight:	48 lb
Width (inches):	71,65"
Depth (inches):	28,35"
Height (inches):	28,74"
Seat width (inches):	63,78"
Seat height (inches):	16,93"
COM (yrd):	7,33
COL (sqf):	129,17



BAY2-AA-142-2

## TWO SEATER UPHOLSTERED SOFA

### FINISHES GROUP 8

#### FEET

Chrome plated steel

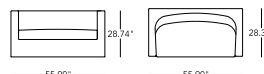
#### FABRICS

COM  
COL

Graded in Fabric programs also available with Kvadrat, Camira Ultra Fabrics and more, please ask a representative for assistance

### DIMENSIONS

Weight:	34 lb
Width (inches):	55,9"
Depth (inches):	28,35"
Height (inches):	28,74"
Seat width (inches):	48,03"
Seat height (inches):	16,93"
COM (yrd):	6,34
COL (sqf):	113,02



Martin Ballendat

# Ben



## SOFA WITH METAL FRAME

3 degrees make all the difference: straight at the table or slightly bent in the lounge. Comfortable and inviting. Ben is a friendly purist.

# Ben

BEN2-00-104-4

## TWO SEATER UPHOLSTERED SOFA WITH ALUMINUM SLED PEDESTAL

### FINISHES GROUP 8

#### BASE

Varnished aluminium RAL 9006

#### FABRICS

##### COM

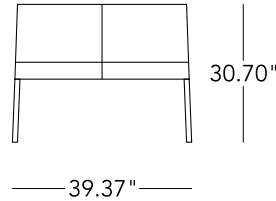
##### COL

Graded in Fabric programs also available with Kvadrat, Camira Ultra Fabrics and more, please ask a representative for assistance



### DIMENSIONS

Weight:	17 lb
Width (inches):	41,14"
Depth (inches):	23,62"
Height (inches):	30,7"
Seat height (inches):	17,71"
COM (yrd):	1,86
COL (sqf):	33,37



complete list of versions/options also visible on our price list and on [ad.dzineelements.com](http://ad.dzineelements.com)

BEN2-00-104-4  
BEN2-AA-111-4  
BEN2-00-104-2  
BEN2-AA-111-2  
BEN2-00-098-1  
BEN2-AA-111-1  
BEN2-00-100-3  
BEN2-AA-111-3  
BEN2-00-100-5  
BEN2-AA-111-5

BEN2-AA-111-4

## TWO SEATER UPHOLSTERED SOFA WITH ALUMINUM SLED PEDESTAL AND ARMRESTS

### FINISHES GROUP 8

#### BASE

Varnished aluminium RAL 9006

#### FABRICS

##### COM

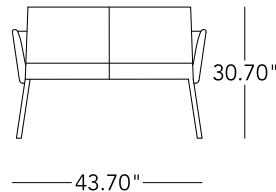
##### COL

Graded in Fabric programs also available with Kvadrat, Camira Ultra Fabrics and more, please ask a representative for assistance



### DIMENSIONS

Weight:	20 lb
Width (inches):	43,7"
Depth (inches):	23,62"
Height (inches):	30,7"
Seat height (inches):	17,71"
COM (yrd):	2,62
COL (sqf):	47,36



BEN2-00-104-2

## TWO SEATER UPHOLSTERED SOFA WITH CHROME PLATED SLED PEDESTAL

### FINISHES GROUP 8

#### BASE

Chrome plated

#### FABRICS

##### COM

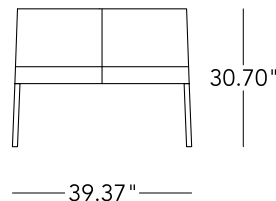
##### COL

Graded in Fabric programs also available with Kvadrat, Camira Ultra Fabrics and more, please ask a representative for assistance




### DIMENSIONS

Weight:	17 lb
Width (inches):	41,14"
Depth (inches):	23,62"
Height (inches):	30,7"
Seat height (inches):	17,71"
COM (yrd):	1,86
COL (sqf):	33,37



# Cat

Wolfgang C.R. Mezger



## SOFA WITH WOODEN FRAME

Cat is a seating sculpture which develops from an arched quadrate and opens up conically like a flower. The upper border is inclined and describes the line of the back- and the armrest, which flows harmonically into the seat. Cat has a variety of fine and fascinating seatings ranging from an armchair to a 2-seater and a pouf. It adapts itself to different kinds of architectural styles but nevertheless has a high value of recognition. Cat fits perfectly in those places, where despite little room, high seating quality is required. A new, delicate and low seating option which represents the zeitgeist as well as the longevity of a seating.

# Cat

CAT2-AA-140-1

TWO SEATER UPHOLSTERED SOFA

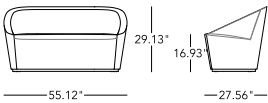
FINISHES GROUP 8

FABRICS

COM  
COL  
Graded in Fabric programs also available with  
Kvadrat, Camira Ultra Fabrics and more, please  
ask a representative for assistance

DIMENSIONS

Weight:	30 lb
Width (inches):	55,12"
Depth (inches):	27,56"
Height (inches):	29,13"
Seat height (inches):	16,93"
COM (yrd):	5,58
COL (sqf):	99,03



complete list of  
versions/options  
also visible on  
our price list and on  
[ad.dzineelements.com](http://ad.dzineelements.com)

CAT2-AA-140-1





# Chateaux



SOFA BUNK BED

# Chateaux

CHA3-AA-203-1

**SOFA WITH ATTACHED BUNK BED**

**FINISHES GROUP 8**

**FABRICS**

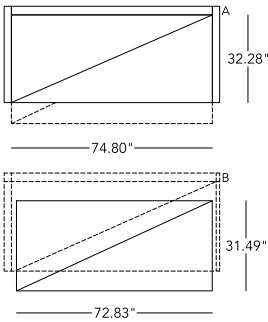
COM

COL

Graded in Fabric programs also available with Kvadrat, Camira Ultra Fabrics and more, please ask a representative for assistance

**DIMENSIONS**

Weight:	95 lb
Width (inches):	32,28"
Height (inches):	74,8"
COM (yrd):	13,12
COL (sqf):	232,5



complete list of versions/options also visible on our price list and on [ad.dzineelements.com](https://ad.dzineelements.com)

CHA3-AA-203-1



Lorenz \* Kaz

SOFA

Coco



#### SOFA WITH BASE IN CHROME PLATED STEEL OR VARNISHED BLACK

Coco fascinates with its classical but nevertheless modern lines. The strength of the shell contrasts harmonically with the easy lightness of the inserted cushion-elements. The clarity of the outer lines connects with the comfort and cosiness of the Savoir Vivre. The name says it all; it stands for Coco Chanel's elegance and cosmopolitan openness as well as the safety of a closed coconut. The variety of fabrics and leathers available make sure that Coco is an ideal choice for a wide variety of environments, from elegant clubbing atmospheres to modern entry and waiting areas. Coco is a collection that doesn't try to stand

# Coco

COC2-AA-148-2

**TWO SEATER SOFA WITH CHROME  
PLATED STEEL BASE**

**FINISHES GROUP 8**

**BASE**

Metal: chrome plated steel

**SHELL**

Varnished: white, black

**FABRICS**

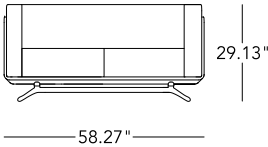
COM

COL

Graded in Fabric programs also available with Kvadrat, Camira Ultra Fabrics and more, please ask a representative for assistance

**DIMENSIONS**

Weight:	52 lb
Width (inches):	58,27"
Depth (inches):	29,13"
Height (inches):	29,13"
Seat height (inches):	16,93"
COM (yrd):	10,17
COL (sqf):	180,83



complete list of  
versions/options  
also visible on  
our price list and on  
[ad.dzineelements.com](http://ad.dzineelements.com)

COC2-AA-148-2  
COC3-AA-208-2  
COC2-AA-148-4  
COC3-AA-208-4



COC3-AA-208-2

**THREE SEATER SOFA WITH CHROME  
PLATED STEEL BASE**

**FINISHES GROUP 8**

**BASE**

Metal: chrome plated steel

**SHELL**

Varnished: white, black

**FABRICS**

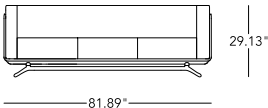
COM

COL

Graded in Fabric programs also available with Kvadrat, Camira Ultra Fabrics and more, please ask a representative for assistance

**DIMENSIONS**

Weight:	70 lb
Width (inches):	81,89"
Depth (inches):	29,13"
Height (inches):	29,13"
Seat height (inches):	16,93"
COM (yrd):	11,26
COL (sqf):	200,21



Rossin Design

# Dado



## SOFA WITH WOOD FRAME

Frame in solid wood and plywood, belts and polyurethane foam covered with fibre wadding; backcushions in foam-rubber and down; removable fabric-cover; metal feet chrome plated.



# Dado

DAO2-AA-170-0

## TWO SEATER SOFA WITH ARMRESTS

### FINISHES GROUP 8

#### FEET

Chrome plated

#### FABRICS

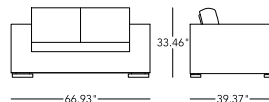
COM

COL

Graded in Fabric programs also available with Kvadrat, Camira Ultra Fabrics and more, please ask a representative for assistance

#### DIMENSIONS

Width (inches): 66,93"  
Depth (inches): 39,37"  
Height (inches): 33,46"  
Seat height (inches): 17,32"  
COM (yrd): 9,84  
COL (sqf): 174,38



complete list of versions/options also visible on our price list and on [ad.dzineelements.com](https://ad.dzineelements.com)

DAO2-AA-170-0

DAO3-AA-200-0

DAO3-AA-230-0

DAO4-AA-260-0

DAO2-00-116-0

DAO3-00-146-0

DAO3-00-176-0

DAO4-00-206-0

DAO2-A1-143-0

DAO3-A1-173-0

DAO3-A1-203-0

DAO4-A1-233-0

DAO3-00-246-0

DAO3-A1-273-0

DAO8-A1-170-0

DAO5-QU-100-0

DAO7-00-100-0

DAO7-00-070-0

DAO3-AA-200-0

## SOFA WITH TWO AND A HALF SEAT AND ARMRESTS

### FINISHES GROUP 8

#### FEET

Chrome plated

#### FABRICS

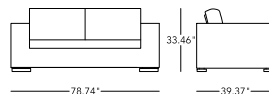
COM

COL

Graded in Fabric programs also available with Kvadrat, Camira Ultra Fabrics and more, please ask a representative for assistance

#### DIMENSIONS

Width (inches): 78,74"  
Depth (inches): 39,37"  
Height (inches): 33,46"  
Seat height (inches): 17,32"  
COM (yrd): 13,12  
COL (sqf): 232,5



DAO3-AA-230-0

## THREE SEATER SOFA WITH ARMRESTS

### FINISHES GROUP 8

#### FEET

Chrome plated

#### FABRICS

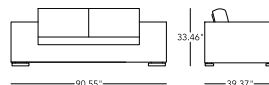
COM

COL

Graded in Fabric programs also available with Kvadrat, Camira Ultra Fabrics and more, please ask a representative for assistance

#### DIMENSIONS

Width (inches): 90,55"  
Depth (inches): 39,37"  
Height (inches): 33,46"  
Seat height (inches): 17,32"  
COM (yrd): 13,67  
COL (sqf): 242,19



Luca Scacchetti

# Dafne



## SOFA WITH WOOD FRAME

Frame in solid wood and plywood; belts and flame retardant polyurethan foam covered with fibre wadding; fixed cover (low back without armrests also available with removable cover \*); feet in aluminium satin finish.

# Dafne

DAF2-00-120-1

## TWO SEATER SOFA WITH LOW BACKREST

### FINISHES GROUP 8

#### FEET

Aluminium

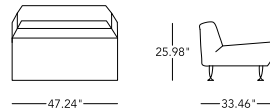
#### FABRICS

COM  
COL

Graded in Fabric programs also available with Kvadrat, Camira Ultra Fabrics and more, please ask a representative for assistance

### DIMENSIONS

Weight:	25 lb
Width (inches):	47,24"
Depth (inches):	33,46"
Height (inches):	25,98"
Seat height (inches):	21,65"
COM (yrd):	3,28
COL (sqf):	58,13



DAF3-00-180-1

## THREE SEATER SOFA WITH LOW BACKREST

### FINISHES GROUP 8

#### FEET

Aluminium

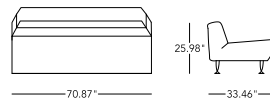
#### FABRICS

COM  
COL

Graded in Fabric programs also available with Kvadrat, Camira Ultra Fabrics and more, please ask a representative for assistance

### DIMENSIONS

Weight:	31 lb
Width (inches):	70,87"
Depth (inches):	33,46"
Height (inches):	25,98"
Seat height (inches):	21,65"
COM (yrd):	4,81
COL (sqf):	79,65



DAF4-00-240-1

## FOUR SEATER SOFA WITH LOW BACKREST

### FINISHES GROUP 8

#### FEET

Aluminium

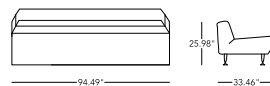
#### FABRICS

COM  
COL

Graded in Fabric programs also available with Kvadrat, Camira Ultra Fabrics and more, please ask a representative for assistance

### DIMENSIONS


Weight:	37 lb
Width (inches):	94,49"
Depth (inches):	33,46"
Height (inches):	25,98"
Seat height (inches):	21,65"
COM (yrd):	5,58
COL (sqf):	86,11



complete list of versions/options also visible on our price list and on [ad.dzineelements.com](http://ad.dzineelements.com)

DAF2-00-120-1  
DAF3-00-180-1  
DAF4-00-240-1  
DAF5-QU-090-1  
DAF2-00-120-2  
DAF3-00-180-2  
DAF4-00-240-2  
DAF5-QU-095-2  
DAF2-AA-148-1  
DAF3-AA-208-1  
DAF4-AA-268-1  
DAF2-AA-148-2  
DAF3-AA-208-2  
DAF4-AA-268-2  
DAF0-1A-014-0

Erla Sólveig Oskarsdóttir

**Dimon****SOFA WITH METAL FEET**

Frame in solid wood and plywood; belts and flame retardant polyurethane foam covered with fibre wadding; fixed cover; metal feet chrome plated; top of the coffee table in glass or in plywood veneered or laminated.

# Dimon

DIM2-AA-172-1

## TWO AND A HALF SEATER SOFA WITH WOOD FRAME

### FINISHES GROUP 8

#### FEET

Metal feet chrome plated

#### FABRICS

COM

COL

Graded in Fabric programs also available with Kvadrat, Camira Ultra Fabrics and more, please ask a representative for assistance

### DIMENSIONS

Weight:	32 lb
Width (inches):	67,72"
Depth (inches):	27,95"
Height (inches):	32,28"
Seat width (inches):	51,18"
Seat height (inches):	18,5"
COM (yrd):	4,7
COL (sqf):	81,81



complete list of versions/options also visible on our price list and on [ad.dzineelements.com](http://ad.dzineelements.com)

DIM2-AA-172-1





Rossin

# Downtown



SOFA WITH METAL OR WOOD FEET

# Downtown

DOW2-AA-124-0

## TWO SEATER SOFA WITH METAL OR WOOD FEET

### FINISHES GROUP 8

#### FEET

Metal

Wood: R1, R2, R3, R4, R5

#### FABRICS

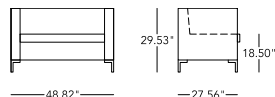
COM

COL

Graded in Fabric programs also available with Kvadrat, Camira Ultra Fabrics and more, please ask a representative for assistance

### DIMENSIONS

Weight:	40 lb
Width (inches):	48,82"
Depth (inches):	27,56"
Height (inches):	29,53"
Seat depth (inches):	20,47"
Seat height (inches):	18,5"
COM (yrd):	5,47
COL (sqf):	96,88



DOW3-AA-170-0

## THREE SEATER SOFA WITH METAL OR WOOD FEET

### FINISHES GROUP 8

#### FEET

Metal

Wood: R1, R2, R3, R4, R5

#### FABRICS

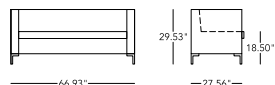
COM

COL

Graded in Fabric programs also available with Kvadrat, Camira Ultra Fabrics and more, please ask a representative for assistance

### DIMENSIONS

Weight:	49 lb
Width (inches):	66,93"
Depth (inches):	27,56"
Height (inches):	29,53"
Seat depth (inches):	20,47"
Seat height (inches):	18,5"
COM (yrd):	6,56
COL (sqf):	116,25



DOW-SOM\_rete

## SLAT SUSPENSION

### FINISHES GROUP 8

#### FABRICS

COM

COL

Graded in Fabric programs also available with Kvadrat, Camira Ultra Fabrics and more, please ask a representative for assistance

### DIMENSIONS

Height (inches):	11,81"
COM (yrd):	2,3
COL (sqf):	40,9



complete list of versions/options also visible on our price list and on [ad.dzineelements.com](https://ad.dzineelements.com)

DOW2-AA-124-0  
DOW3-AA-170-0  
DOW-SOM\_rete  
DOW-SOM\_molle  
DOW-TES  
GAN-2x1  
DOW2-AA-156-1  
DOW2-AA-176-1  
DOW3-AA-196-1  
DOW2-AA-170-2  
DOW2-AA-190-2  
DOW3-AA-210-2

Rossin Design

# Dream



## SOFA WITH WOOD FRAME

Frame in solid wood and plywood, belts and polyurethane foam covered with fibre wadding; back and sitting cushions in foam-rubber and down, divided into zones; removable fabric-cover; metal feet chrome plated.

# Dream

DRE2-AA-160-0

## TWO SEATER SOFA WITH AMRESTS

### FINISHES GROUP 8

#### FEET

Metal chrome plated

#### FABRICS

COM

COL

Graded in Fabric programs also available with Kvadrat, Camira Ultra Fabrics and more, please ask a representative for assistance

### DIMENSIONS

Width (inches):	62,99"
Depth (inches):	39,37"
Height (inches):	33,46"
Seat height (inches):	15,74"
COM (yrd):	9,84
COL (sqf):	175,45



complete list of versions/options also visible on our price list and on [ad.dzineelements.com](https://ad.dzineelements.com)

DRE2-AA-160-0  
DRE3-AA-190-0  
DRE3-AA-220-0  
DRE4-AA-250-0  
DRE2-00-116-0  
DRE3-00-146-0  
DRE3-00-176-0  
DRE4-00-206-0  
DRE2-A1-110-0  
DRE2-A1-138-0  
DRE3-A1-168-0  
DRE3-A1-198-0  
DRE4-A1-228-0  
DRE5-QU-100-0  
DRE7-00-100-0

DRE3-AA-190-0

## TWO AND A HALF SEATER SOFA WITH ARMRESTS

### FINISHES GROUP 8

#### FEET

Metal chrome plated

#### FABRICS

COM

COL

Graded in Fabric programs also available with Kvadrat, Camira Ultra Fabrics and more, please ask a representative for assistance

### DIMENSIONS

Width (inches):	74,8"
Depth (inches):	39,37"
Height (inches):	33,46"
Seat height (inches):	15,74"
COM (yrd):	13,12
COL (sqf):	233,58



DRE3-AA-220-0

## THREE SEATER SOFA WITH ARMRESTS

### FINISHES GROUP 8

#### FEET

Metal chrome plated

#### FABRICS

COM

COL

Graded in Fabric programs also available with Kvadrat, Camira Ultra Fabrics and more, please ask a representative for assistance

### DIMENSIONS

Width (inches):	86,14"
Depth (inches):	39,37"
Height (inches):	33,46"
Seat height (inches):	15,74"
COM (yrd):	13,67
COL (sqf):	243,26



Rossin Design

# Duo



DIAGONAL SOFABED



# Duo

## DUO3-AA-210-1

### DIAGONAL SOFABED WITH RECTANGULAR CUSHIONS

#### FINISHES GROUP 8

##### FABRICS

COM

COL

Graded in Fabric programs also available with Kvadrat, Camira Ultra Fabrics and more, please ask a representative for assistance

#### DIMENSIONS

Weight:	95 lb
Width (inches):	82,68"
Height (inches):	35,43"
Seat width (inches):	75,98"
Seat height (inches):	18,5"
COM (yrd):	12,58
COL (sqf):	222,81

complete list of versions/options also visible on our price list and on [ad.dzineelements.com](https://ad.dzineelements.com)

DUO3-AA-210-1  
DUO3-AA-210-2  
DUO3-AA-210-3  
DUO3-AA-210-4



## DUO3-AA-210-2

### DIAGONAL SOFABED WITH ROUNDED CUSHIONS

#### FINISHES GROUP 8

##### FABRICS

COM

COL

Graded in Fabric programs also available with Kvadrat, Camira Ultra Fabrics and more, please ask a representative for assistance

#### DIMENSIONS

Weight:	95 lb
Width (inches):	82,68"
Height (inches):	35,43"
Seat width (inches):	75,98"
Seat height (inches):	18,5"
COM (yrd):	12,58
COL (sqf):	222,81



## DUO3-AA-210-3

### DIAGONAL SOFABED WITH RECTANGULAR CUSHIONS AND STORAGE COMPARTMENT

#### FINISHES GROUP 8

##### FABRICS

COM

COL

Graded in Fabric programs also available with Kvadrat, Camira Ultra Fabrics and more, please ask a representative for assistance

#### DIMENSIONS

Weight:	95 lb
Width (inches):	82,68"
Height (inches):	35,43"
Seat width (inches):	75,98"
Seat height (inches):	18,5"
COM (yrd):	12,58
COL (sqf):	222,81



Rossin

Free



#### SOFA WITH WOOD FRAME

Frame in solid wood and plywood, belts and polyurethane foam covered with fibre wadding; backcushions in foam-rubber and down; backcushions adjustable in height; removable fabric-cover; available with wooden feet in cherry or wengè stained as well as oak.

# Free

FRE2-AA-170-0

## TWO SEATER UPHOLSTERED SOFA

### FINISHES GROUP 8

#### FEET

Wood: cherry, wenge stained, oak

#### FABRICS

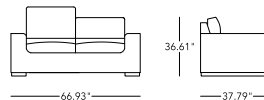
COM

COL

Graded in Fabric programs also available with Kvadrat, Camira Ultra Fabrics and more, please ask a representative for assistance

#### DIMENSIONS

Width (inches):	66,93"
Depth (inches):	37,79"
Height (inches):	36,61"
Seat height (inches):	16,14"
COM (yrd):	11,48
COL (sqf):	203,44



complete list of versions/options also visible on our price list and on [ad.dzineelements.com](https://ad.dzineelements.com)

FRE2-AA-170-0  
FRE3-AA-200-0  
FRE3-AA-230-0  
FRE2-A1-140-0  
FRE3-A1-170-0  
FRE3-A1-200-0  
FRE1-00-096-0

FRE3-AA-200-0

## TWO AND A HALF SEATER UPHOLSTERED SOFA

### FINISHES GROUP 8

#### FEET

Wood: cherry, wenge stained, oak

#### FABRICS

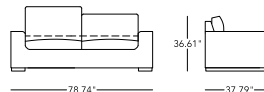
COM

COL

Graded in Fabric programs also available with Kvadrat, Camira Ultra Fabrics and more, please ask a representative for assistance

#### DIMENSIONS

Width (inches):	78,74"
Depth (inches):	37,79"
Height (inches):	36,61"
Seat height (inches):	16,14"
COM (yrd):	14,76
COL (sqf):	261,56



FRE3-AA-230-0

## THREE SEATER UPHOLSTERED SOFA

### FINISHES GROUP 8

#### FEET

Wood: cherry, wenge stained, oak

#### FABRICS

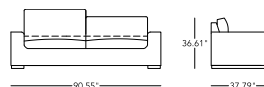
COM

COL

Graded in Fabric programs also available with Kvadrat, Camira Ultra Fabrics and more, please ask a representative for assistance

#### DIMENSIONS

Width (inches):	90,55"
Depth (inches):	37,79"
Height (inches):	36,61"
Seat height (inches):	16,14"
COM (yrd):	15,31
COL (sqf):	271,25



Rossin Design

# Joyce



## SOFA WITH WOOD FRAME

Frame in solid wood and plywood, belts and polyurethane foam covered with fibre wadding; backcushions in foam-rubber and down, divided into zones. Sitting-cushion in resilient polyurethane covered with down; sofa consisting of 2 elements; removable fabric.

# Joyce

JOY2-AA-180-0

## TWO SEATER SOFA

### FINISHES GROUP 8

#### FABRICS

COM

COL

Graded in Fabric programs also available with Kvadrat, Camira Ultra Fabrics and more, please ask a representative for assistance

#### DIMENSIONS

Width (inches):	70,87"
Depth (inches):	43,31"
Height (inches):	16,54"
Seat height (inches):	16,53"
COM (yrd):	14,76
COL (sqf):	262,64

complete list of versions/options also visible on our price list and on [ad.dzineelements.com](https://ad.dzineelements.com)

JOY2-AA-180-0  
JOY3-AA-210-0  
JOY3-AA-230-0  
JOY4-AA-260-0



JOY3-AA-210-0

## TWO AND A HALF SEATER SOFA

### FINISHES GROUP 8

#### FABRICS

COM

COL

Graded in Fabric programs also available with Kvadrat, Camira Ultra Fabrics and more, please ask a representative for assistance

#### DIMENSIONS

Width (inches):	82,68"
Depth (inches):	43,31"
Height (inches):	16,54"
Seat height (inches):	16,53"
COM (yrd):	15,86
COL (sqf):	282,01



JOY3-AA-230-0

## THREE SEATER SOFA

### FINISHES GROUP 8

#### FABRICS

COM

COL

Graded in Fabric programs also available with Kvadrat, Camira Ultra Fabrics and more, please ask a representative for assistance

#### DIMENSIONS

Width (inches):	90,55"
Depth (inches):	43,31"
Height (inches):	16,54"
Seat height (inches):	16,53"
COM (yrd):	16,4
COL (sqf):	290,63



JOY4-AA-260-0

## THREE AND A HALF SEATER SOFA

### FINISHES GROUP 8

#### FABRICS

COM

COL

Graded in Fabric programs also available with Kvadrat, Camira Ultra Fabrics and more, please ask a representative for assistance

#### DIMENSIONS

Width (inches):	102,36"
Depth (inches):	43,31"
Height (inches):	16,54"
Seat height (inches):	16,53"
COM (yrd):	16,95
COL (sqf):	301,39





Rossin Design

# Lover



## SOFA WITH WOOD FRAME

Frame in solid wood and plywood, belts and polyurethane foam covered with fibre wadding; back-cushions in foam-rubber and down; removable fabric-cover; wooden base available in oak, stained cherry or wengè as well as oak bleached.

# Lover

LOV2-AA-155-0

TWO SEATER UPHOLSTERED SOFA

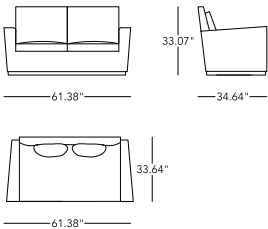
FINISHES GROUP 8

FABRICS

COM  
COL  
Graded in Fabric programs also available with  
Kvadrat, Camira Ultra Fabrics and more, please  
ask a representative for assistance

DIMENSIONS

Width (inches): 61,38"  
Depth (inches): 34,64"  
Height (inches): 33,07"  
Seat height (inches): 18,11"  
COM (yrd): 8,2  
COL (sqf): 145,31



complete list of  
versions/options  
also visible on  
our price list and on  
[ad.dzineelements.com](http://ad.dzineelements.com)

LOV2-AA-155-0



Rossin Design

# Metropolitan



## SOFA BED WITH WOOD FRAME

Frame in solid wood and plywood, belts and not deformable polyurethane foam covered with fibre wadding; backcushions in foam-rubber and down; removable fabric-cover; metal feet chrome plated.

# Metropolitan

MEP2-AA-158-1

## TWO SEATER SOFA WITH ARMRESTS

### FINISHES GROUP 8

#### FEET

Wood: R1, R2, R3, R4, R5  
Playwood

#### FABRICS

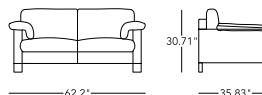
COM

COL

Graded in Fabric programs also available with Kvadrat, Camira Ultra Fabrics and more, please ask a representative for assistance

### DIMENSIONS

Width (inches): 62,2"  
Depth (inches): 35,83"  
Height (inches): 30,71"  
Seat height (inches): 17,32"  
COM (yrd): 6,56  
COL (sqf): 116,25



complete list of versions/options also visible on our price list and on [ad.dzineelements.com](http://ad.dzineelements.com)



MEP3-AA-186-1

## TWO AND A HALF SEATER SOFA WITH ARMRESTS

### FINISHES GROUP 8

#### FEET

Wood: R1, R2, R3, R4, R5  
Playwood

#### FABRICS

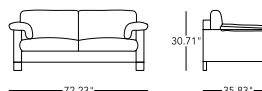
COM

COL

Graded in Fabric programs also available with Kvadrat, Camira Ultra Fabrics and more, please ask a representative for assistance

### DIMENSIONS

Width (inches): 73,23"  
Depth (inches): 30,71"  
Height (inches): 30,71"  
Seat height (inches): 17,32"  
COM (yrd): 13,12  
COL (sqf): 232,5



MEP2-AA-158-1  
MEP3-AA-186-1  
MEP3-AA-216-1  
MEP4-AA-280-1  
MEP2-00-138-1  
MEP3-00-166-1  
MEP3-00-196-1  
MEP2-A1-129-1  
MEP2-A1-149-1  
MEP3-A1-177-1  
MEP3-A1-207-1  
MEP5-RU-110-0  
MEP5-QU-091-0  
MEP5-RE-177-0  
MEP5-RE-207-0  
MEP7-00-065-1  
MEP7-00-095-0  
MEP0-KS-060-0  
MEP2-AA-158-2  
MEP3-AA-186-2  
MEP3-AA-216-2  
MEP2-A1-149-2  
MEP3-A1-177-2  
MEP3-A1-207-2

MEP3-AA-216-1

## THREE SEATER SOFA WITH ARMRESTS

### FINISHES GROUP 8

#### FEET

Wood: R1, R2, R3, R4, R5  
Playwood

#### FABRICS

COM

COL

Graded in Fabric programs also available with Kvadrat, Camira Ultra Fabrics and more, please ask a representative for assistance

### DIMENSIONS

Width (inches): 85,04"  
Depth (inches): 35,83"  
Height (inches): 30,71"  
Seat height (inches): 17,32"  
COM (yrd): 13,67  
COL (sqf): 242,19





Rossin Design

# Modular



## SOFA WITH WOOD FRAME

Frame in solid wood and plywood, belts and polyurethane foam covered with fibre wadding; backcushions in foam-rubber and down, divided into zones. Sitting-cushion in resilient polyurethane with different densities and cover with quilted parts; sitting-cus



# Modular

MOD2-AA-189-0

## TWO SEATER SOFA WITH ARMRESTS

### FINISHES GROUP 8

#### FABRICS

COM

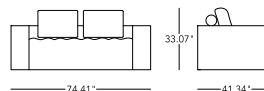
COL

Graded in Fabric programs also available with Kvadrat, Camira Ultra Fabrics and more, please ask a representative for assistance



#### DIMENSIONS

Width (inches):	74,41"
Depth (inches):	41,34"
Height (inches):	33,07"
COM (yrd):	10,39
COL (sqf):	184,06



complete list of versions/options also visible on our price list and on [ad.dzineelements.com](https://ad.dzineelements.com)

MOD2-AA-189-0

MOD3-AA-210-0

MOD3-AA-231-0

MOD4-AA-273-0

MOD2-A1-168-0

MOD3-A1-189-0

MOD3-A1-210-0

MOD4-A1-252-0

MOD8-A1-168-0

MOD8-A1-189-0

MOD8-A1-210-0

MOD8-A1-252-0

MOD7-00-105-0

MOD3-AA-210-0

## TWO AND A HALF SEATER SOFA WITH ARMRESTS

### FINISHES GROUP 8

#### FABRICS

COM

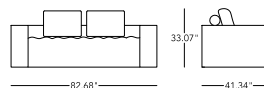
COL

Graded in Fabric programs also available with Kvadrat, Camira Ultra Fabrics and more, please ask a representative for assistance



#### DIMENSIONS

Width (inches):	82,68"
Depth (inches):	41,34"
Height (inches):	33,07"
COM (yrd):	11,48
COL (sqf):	204,51



MOD3-AA-231-0

## THREE SEATER SOFA WITH ARMRESTS

### FINISHES GROUP 8

#### FABRICS

COM

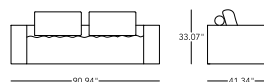
COL

Graded in Fabric programs also available with Kvadrat, Camira Ultra Fabrics and more, please ask a representative for assistance



#### DIMENSIONS

Width (inches):	90,94"
Depth (inches):	41,34"
Height (inches):	33,07"
COM (yrd):	11,48
COL (sqf):	204,51



Rossin Design

# Montana



SOFA WITH WOOD FEET

# Montana

MON2-AA-140-0

## TWO SEATER SOFA WITH CUSHIONS

### FINISHES GROUP 8

#### FEET

Wood: R1, R2, R3, R4, R5 Playwood

#### FABRICS

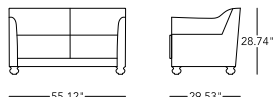
COM

COL

Graded in Fabric programs also available with Kvadrat, Camira Ultra Fabrics and more, please ask a representative for assistance

#### DIMENSIONS

Weight:	50 lb
Width (inches):	55,12"
Depth (inches):	29,53"
Height (inches):	28,74"
Seat depth (inches):	22,05"
Seat height (inches):	18,11"
COM (yrd):	7,11
COL (sqf):	125,94



complete list of versions/options also visible on our price list and on [ad.dzineelements.com](https://ad.dzineelements.com)

MON2-AA-140-0  
MON2-AA-158-0  
MON2-AA-178-0  
MON3-AA-198-0  
MON-TES  
GAN-2x1



MON2-AA-158-0

## SOFA BED WITH BED 47,24X78,74

### FINISHES GROUP 8

#### FEET

Wood: R1, R2, R3, R4, R5 Playwood

#### FABRICS

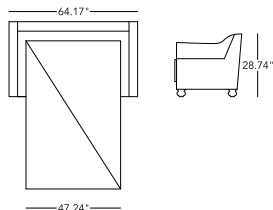
COM

COL

Graded in Fabric programs also available with Kvadrat, Camira Ultra Fabrics and more, please ask a representative for assistance

#### DIMENSIONS

Weight:	90 lb
Width (inches):	64,17"
Height (inches):	28,74"
Seat width (inches):	47,24"
Seat height (inches):	18,11"
COM (yrd):	9,84
COL (sqf):	175,45



MON2-AA-178-0

## SOFA BED WITH BED 55,11X78,74

### FINISHES GROUP 8

#### FEET

Wood: R1, R2, R3, R4, R5 Playwood

#### FABRICS

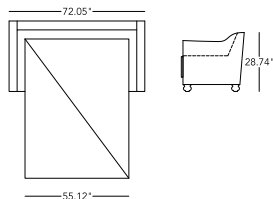
COM

COL

Graded in Fabric programs also available with Kvadrat, Camira Ultra Fabrics and more, please ask a representative for assistance

#### DIMENSIONS

Weight:	100 lb
Width (inches):	72,05"
Height (inches):	28,74"
Seat width (inches):	55,12"
Seat height (inches):	18,11"
COM (yrd):	11,48
COL (sqf):	204,51



Rossin Design

# Move



## SOFA WITH WOOD FRAME

Frame in solid wood and plywood, belts and polyurethane foam covered with fibre wadding; removable fabric-cover; seatings serially extendable.

# Move

MOV2-AA-180-1

**TWO SEATER SOFA WITH ARMRESTS**

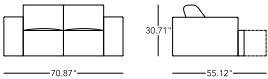
**FINISHES GROUP 8**

**FABRICS**

COM  
COL  
Graded in Fabric programs also available with Kvadrat, Camira Ultra Fabrics and more, please ask a representative for assistance

**DIMENSIONS**

Width (inches): 70,87"  
Depth (inches): 55,12"  
Height (inches): 30,71"  
Seat height (inches): 16,53"  
COM (yrd): 10,94  
COL (sqf): 193,75



complete list of versions/options also visible on our price list and on [ad.dzineelements.com](http://ad.dzineelements.com)

MOV2-AA-180-1  
MOV3-AA-210-1  
MOV3-AA-240-1  
MOV4-AA-270-1  
MOV2-A1-160-1  
MOV3-A1-190-1  
MOV3-A1-220-1  
MOV4-A1-250-1  
MOV7-00-105-1



MOV3-AA-210-1

**TWO AND A HALD SEATER SOFA WITH ARMRESTS**

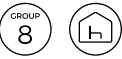
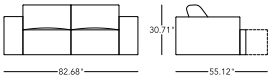
**FINISHES GROUP 8**

**FABRICS**

COM  
COL  
Graded in Fabric programs also available with Kvadrat, Camira Ultra Fabrics and more, please ask a representative for assistance

**DIMENSIONS**

Width (inches): 82,68"  
Depth (inches): 55,12"  
Height (inches): 30,71"  
Seat height (inches): 16,53"  
COM (yrd): 14,76  
COL (sqf): 261,56



MOV3-AA-240-1

**THREE SEATER SOFA WITH ARMRESTS**

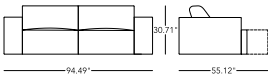
**FINISHES GROUP 8**

**FABRICS**

COM  
COL  
Graded in Fabric programs also available with Kvadrat, Camira Ultra Fabrics and more, please ask a representative for assistance

**DIMENSIONS**

Width (inches): 94,49"  
Depth (inches): 55,12"  
Height (inches): 30,71"  
Seat height (inches): 16,53"  
COM (yrd): 15,31  
COL (sqf): 271,25





Wolfgang C.R. Mezger

# Orbis



## SOFA WITH SOLID WOOD OR PLYWOOD FRAME

With Orbis I wanted to create a succinct independent seating sculpture easily recognisable. High functionality combined with perfect seating comfort as well as inviting soft forms complement each other in a nearly ideal way.



# Orbis

ORB2-AA-151-1

## TWO SEATER SOFA WITH SLED PEDESTAL FEET

### FINISHES GROUP 8

#### FEET

Chrome plated

#### FABRICS

COM

COL

Graded in Fabric programs also available with Kvadrat, Camira Ultra Fabrics and more, please ask a representative for assistance

#### DIMENSIONS

Weight:	34 lb
Width (inches):	59,45"
Depth (inches):	30,7"
Height (inches):	29,92"
Seat width (inches):	49,61"
Seat height (inches):	16,93"
COM (yrd):	5,36
COL (sqf):	95,8



complete list of versions/options also visible on our price list and on [ad.dzineelements.com](https://ad.dzineelements.com)

ORB2-AA-151-1  
ORB3-AA-180-1  
ORB3-AA-210-1  
ORB4-AA-280-1  
ORB2-AA-151-3  
ORB3-AA-180-3  
ORB3-AA-210-3  
ORB2-AA-151-2

ORB3-AA-180-1

## TWO AND A HALF SEAT SOFA WITH CHROME PLATED SLED PEDESTAL

### FINISHES GROUP 8

#### FEET

Chrome plated

#### FABRICS

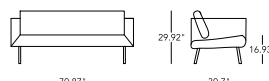
COM

COL

Graded in Fabric programs also available with Kvadrat, Camira Ultra Fabrics and more, please ask a representative for assistance

#### DIMENSIONS

Weight:	39 lb
Width (inches):	70,87"
Depth (inches):	30,7"
Height (inches):	29,92"
Seat width (inches):	61,02"
Seat height (inches):	16,93"
COM (yrd):	6,01
COL (sqf):	106,56



ORB3-AA-210-1

## THREE SEATER SOFA WITH CHROME PLATED SLED PEDESTAL

### FINISHES GROUP 8

#### FEET

Chrome plated

#### FABRICS

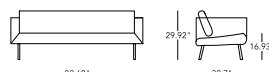
COM

COL

Graded in Fabric programs also available with Kvadrat, Camira Ultra Fabrics and more, please ask a representative for assistance

#### DIMENSIONS

Weight:	44 lb
Width (inches):	82,68"
Depth (inches):	30,7"
Height (inches):	29,92"
Seat width (inches):	72,83"
Seat height (inches):	16,93"
COM (yrd):	7,11
COL (sqf):	125,94



Luca Scacchetti

# Orizzonte



## SOFA WITH WOOD FRAME

Frame in solid wood and plywood; belts on a metal support to guarantee more stability; flame retardant polyurethane foam covered with fibre wadding; fixed cover; feet in chrome plated steel; table top in tempered, toughened clear glass.

# Orizzonte

OR12-00-180-0

## TWO SEATER SOFA WITH NO ARMRESTS

### FINISHES GROUP 8

#### FEET

Chrome plated feet

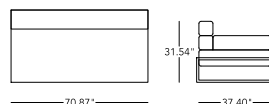
#### FABRICS

COM  
COL

Graded in Fabric programs also available with Kvadrat, Camira Ultra Fabrics and more, please ask a representative for assistance

#### DIMENSIONS

Weight:	66 lb
Width (inches):	70,87"
Depth (inches):	37,4"
Height (inches):	31,5"
Seat depth (inches):	29,33"
Seat height (inches):	23,62"
COM (yrd):	5,47
COL (sqf):	96,88



complete list of versions/options also visible on our price list and on [ad.dzinelements.com](http://ad.dzinelements.com)

OR12-00-180-0  
OR13-00-230-0  
OR14-00-330-0  
OR12-AA-180-1  
OR13-AA-230-1  
OR14-AA-330-1  
OR10-CU-060-0



OR13-00-230-0

## THREE SEATER SOFA WITH NO AMRESTS

### FINISHES GROUP 8

#### FEET

Chrome plated feet


#### FABRICS

COM  
COL

Graded in Fabric programs also available with Kvadrat, Camira Ultra Fabrics and more, please ask a representative for assistance

#### DIMENSIONS

Weight:	80 lb
Width (inches):	90,55"
Depth (inches):	37,4"
Height (inches):	31,5"
Seat depth (inches):	29,33"
Seat height (inches):	23,62"
COM (yrd):	6,67
COL (sqf):	118,4



OR14-00-330-0

## FOUR SEATER SOFA WITH NO ARMRESTS

### FINISHES GROUP 8

#### FEET

Chrome plated feet

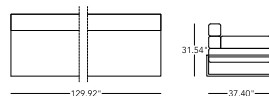
#### FABRICS

COM  
COL

Graded in Fabric programs also available with Kvadrat, Camira Ultra Fabrics and more, please ask a representative for assistance

#### DIMENSIONS

Weight:	111 lb
Width (inches):	129,92"
Depth (inches):	37,4"
Height (inches):	31,5"
Seat depth (inches):	29,33"
Seat height (inches):	23,62"
COM (yrd):	8,86
COL (sqf):	157,15



Martin Ballendat

**SOFA WITH WOOD FRAME**

Frame in solid wood and plywood; belts and flame retardant polyurethane foam covered with fibre wadding; fixed cover; folding table or decorating frames in aluminium anodized; basement in matt chrome plated steel; table top in tempered, toughened, acid-et



P@D2-AA-136-1

## TWO SEATER SOFA WITH MATT, CHROME PLATED BASE

### FINISHES GROUP 8

#### BASE

Matt chrome plated steel

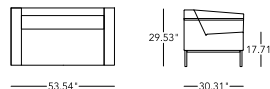
#### FABRICS

COM  
COL

Graded in Fabric programs also available with Kvadrat, Camira Ultra Fabrics and more, please ask a representative for assistance

### DIMENSIONS

Weight:	49 lb
Width (inches):	53,54"
Depth (inches):	30,31"
Height (inches):	29,53"
Seat width (inches):	42,52"
Seat height (inches):	17,71"
COM (yrd):	6,12
COL (sqf):	108,72



complete list of versions/options also visible on our price list and on [ad.dzinelements.com](http://ad.dzinelements.com)

P@D2-AA-136-1  
P@D3-AA-177-1  
P@D2-AA-136-2  
P@D3-AA-177-2  
P@D0-KS-040-0  
P@D0-EL-0



P@D3-AA-177-1

## TWO AND A HALF SEATER SOFA WITH MATT, CHROME PLATED BASE

### FINISHES GROUP 8

#### BASE

Matt chrome plated steel

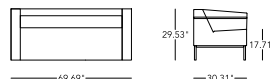
#### FABRICS

COM  
COL

Graded in Fabric programs also available with Kvadrat, Camira Ultra Fabrics and more, please ask a representative for assistance

### DIMENSIONS

Weight:	59 lb
Width (inches):	69,69"
Depth (inches):	30,31"
Height (inches):	29,53"
Seat width (inches):	58,66"
Seat height (inches):	17,71"
COM (yrd):	7,11
COL (sqf):	125,94



P@D2-AA-136-2

## TWO SEATER SOFA WITH FOLDING TABLES

### FINISHES GROUP 8

#### BASE

Matt chrome plated steel

#### TABLE AND DECORATING FRAMES

Aluminium anodized

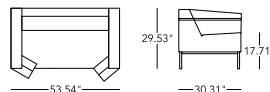
#### FABRICS

COM  
COL

Graded in Fabric programs also available with Kvadrat, Camira Ultra Fabrics and more, please ask a representative for assistance

### DIMENSIONS

Weight:	59 lb
Width (inches):	53,54"
Depth (inches):	30,31"
Height (inches):	29,53"
Seat width (inches):	42,52"
Seat height (inches):	17,71"
COM (yrd):	6,12
COL (sqf):	108,72



Lorenz \* Kaz

# Portofino



SOFA WITH 2 SEATS



# Portofino

POR2-AA-134-1

## TWO SEATER SOFA WITH WOOD BASE

### FINISHES GROUP 8

#### FEET

Wood: R1, R2, R3, R4, R5

#### FABRICS

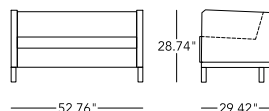
COM

COL

Graded in Fabric programs also available with Kvadrat, Camira Ultra Fabrics and more, please ask a representative for assistance

### DIMENSIONS

Weight:	50 lb
Width (inches):	52,76"
Depth (inches):	27,17"
Height (inches):	28,74"
Seat depth (inches):	20,47"
Seat height (inches):	18,11"
COM (yrd):	5,47
COL (sqf):	96,88



complete list of versions/options also visible on our price list and on [ad.dzineelements.com](https://ad.dzineelements.com)

POR2-AA-134-1  
POR2-AA-152-0  
POR2-AA-172-0  
POR3-AA-192-0  
GAN-2x1



POR2-AA-152-0

## SOFABED, BED SURFACE 47.24 X 78.74 IN

### FINISHES GROUP 8

#### FEET

Wood: R1, R2, R3, R4, R5

#### FABRICS

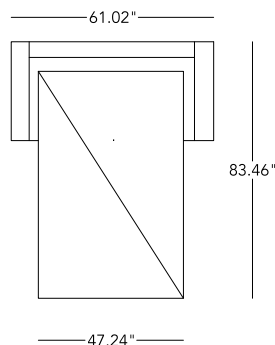
COM

COL

Graded in Fabric programs also available with Kvadrat, Camira Ultra Fabrics and more, please ask a representative for assistance

### DIMENSIONS

Weight:	90 lb
Width (inches):	59,06"
Depth (inches):	83,46"
Seat width (inches):	47,24"
Seat depth (inches):	78,74"
Seat height (inches):	18,11"
COM (yrd):	9,84
COL (sqf):	174,38



POR2-AA-172-0

## SOFABED, BED SURFACE 55.12 X 78.74 IN

### FINISHES GROUP 8

#### FEET

Wood: R1, R2, R3, R4, R5

#### FABRICS

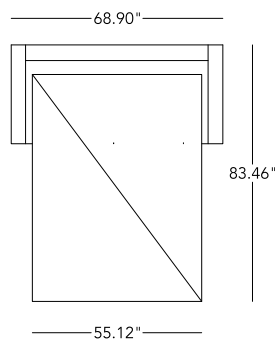
COM

COL

Graded in Fabric programs also available with Kvadrat, Camira Ultra Fabrics and more, please ask a representative for assistance

### DIMENSIONS

Weight:	100 lb
Width (inches):	68,9"
Depth (inches):	83,46"
Seat width (inches):	55,12"
Seat depth (inches):	78,74"
Seat height (inches):	18,11"
COM (yrd):	11,48
COL (sqf):	204,51



Rossin Design

# Provence



## SOFA OR SOFA BED

Sofa with two seats and removable cover.

# Provence

PRO2-AA-130-0

## SOFA WITH TWO SEATS AND REMOVABLE COVER

### FINISHES GROUP 8

#### FABRICS

COM

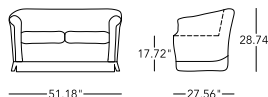
COL

Graded in Fabric programs also available with Kvadrat, Camira Ultra Fabrics and more, please ask a representative for assistance



#### DIMENSIONS

Weight:	22 lb
Width (inches):	51,18"
Depth (inches):	27,56"
Height (inches):	28,74"
Seat depth (inches):	20,47"
Seat height (inches):	17,72"
COM (yrd):	6,01
COL (sqf):	106,56



complete list of versions/options also visible on our price list and on [ad.dzinelements.com](http://ad.dzinelements.com)

PRO2-AA-130-0  
PRO2-AA-180-1  
PRO2-AA-200-1  
PRO3-AA-220-1  
GAN-2x1

PRO2-AA-180-1

## SOFABED, BED SURFACE 47.24 X 78.74 IN

### FINISHES GROUP 8

#### FABRICS

COM

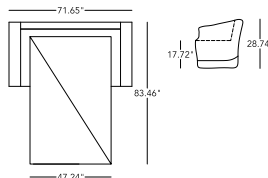
COL

Graded in Fabric programs also available with Kvadrat, Camira Ultra Fabrics and more, please ask a representative for assistance



#### DIMENSIONS

Weight:	90 lb
Width (inches):	71,65"
Depth (inches):	83,46"
Height (inches):	28,74"
Seat width (inches):	47,24"
Seat depth (inches):	78,74"
COM (yrd):	9,84
COL (sqf):	174,38



PRO2-AA-200-1

## SOFABED, BED SURFACE 55.12 X 78.74 IN

### FINISHES GROUP 8

#### FABRICS

COM

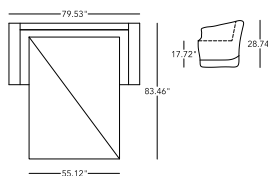
COL

Graded in Fabric programs also available with Kvadrat, Camira Ultra Fabrics and more, please ask a representative for assistance



#### DIMENSIONS

Weight:	100 lb
Width (inches):	79,53"
Depth (inches):	83,46"
Height (inches):	28,74"
Seat width (inches):	55,12"
Seat depth (inches):	78,74"
COM (yrd):	11,48
COL (sqf):	204,51





Rossin Design

# Queen



SOFA WITH BED

# Queen

QUE1-AA-150-1

**SOFABED, SLIM ARMREST, BED**  
**SURFACE 39.37 X 78.74 IN**

**FINISHES GROUP 8**

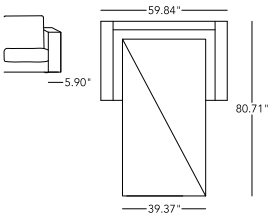
**FABRICS**

COM  
COL  
Graded in Fabric programs also available with Kvadrat, Camira Ultra Fabrics and more, please ask a representative for assistance



**DIMENSIONS**

Weight:	70 lb
Width (inches):	59,84"
Depth (inches):	80,71"
Height (inches):	35"
Seat width (inches):	39,37"
Seat depth (inches):	78,74"
Seat height (inches):	18,9"
COM (yrd):	6,56
COL (sqf):	116,25



complete list of versions/options also visible on our price list and on [ad.dzineelements.com](https://ad.dzineelements.com)

QUE1-AA-150-1  
QUE2-AA-170-1  
QUE2-AA-190-1  
QUE3-AA-210-1  
QUE1-AA-160-2  
QUE2-AA-180-2  
QUE2-AA-200-2  
QUE3-AA-220-2  
QUE1-AA-160-3  
QUE2-AA-180-3  
QUE2-AA-200-3  
QUE3-AA-220-3

QUE2-AA-170-1

**SOFABED, SLIM ARMREST, BED**  
**SURFACE 47.24 X 78.74 IN**

**FINISHES GROUP 8**

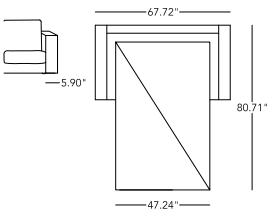
**FABRICS**

COM  
COL  
Graded in Fabric programs also available with Kvadrat, Camira Ultra Fabrics and more, please ask a representative for assistance



**DIMENSIONS**

Weight:	80 lb
Width (inches):	67,72"
Depth (inches):	80,71"
Height (inches):	35"
Seat width (inches):	47,24"
Seat depth (inches):	78,74"
Seat height (inches):	18,9"
COM (yrd):	6,56
COL (sqf):	116,25



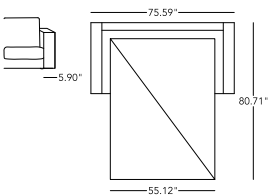
QUE2-AA-190-1

**SOFABED, SLIM ARMREST, BED**  
**SURFACE 55.12 X 78.74 IN**



**DIMENSIONS**

Weight:	100 lb
Width (inches):	75,59"
Depth (inches):	80,71"
Height (inches):	35"
Seat width (inches):	55,12"
Seat depth (inches):	78,74"
Seat height (inches):	18,9"
COM (yrd):	10,39
COL (sqf):	184,06



Rossin

# Small



ARMCHAIR WITH FOUR FEET

# Small

SMA2-AA-136-0

## TWO SEATER SOFA WITH METAL FEET

### FINISHES GROUP 8

#### FEET

Metal

#### FABRICS

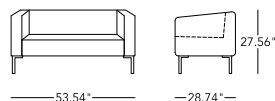
COM

COL

Graded in Fabric programs also available with Kvadrat, Camira Ultra Fabrics and more, please ask a representative for assistance

#### DIMENSIONS

Weight:	43 lb
Width (inches):	53,54"
Depth (inches):	28,74"
Height (inches):	27,56"
Seat height (inches):	16,54"
COM (yrd):	4,37
COL (sqf):	77,5



complete list of versions/options also visible on our price list and on [ad.dzineelements.com](https://ad.dzineelements.com)

SMA2-AA-136-0

SMA3-AA-177-0

SMA2-AA-136-1

SMA3-AA-177-1



SMA3-AA-177-0

## THREE SEATER SOFA WITH METAL FEET

### FINISHES GROUP 8

#### FEET

Metal

#### FABRICS

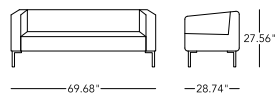
COM

COL

Graded in Fabric programs also available with Kvadrat, Camira Ultra Fabrics and more, please ask a representative for assistance

#### DIMENSIONS

Weight:	52 lb
Width (inches):	69,68"
Depth (inches):	28,74"
Height (inches):	27,56"
Seat height (inches):	16,54"
COM (yrd):	6,01
COL (sqf):	106,56



SMA2-AA-136-1

## TWO SEATER SOFA WITH STAINED WOOD FEET

### FINISHES GROUP 8

#### FEET

Stained wood

#### FABRICS

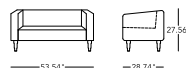
COM

COL

Graded in Fabric programs also available with Kvadrat, Camira Ultra Fabrics and more, please ask a representative for assistance

#### DIMENSIONS

Weight:	43 lb
Width (inches):	53,54"
Depth (inches):	28,74"
Height (inches):	27,56"
Seat height (inches):	16,54"
COM (yrd):	4,37
COL (sqf):	77,5



Rossin Design

# Victoria



DIAGONAL SOFA BED



# Victoria

VIC1-AA-183-0

DIAGONAL SOFABED WITH FIXED COVER

FINISHES GROUP 8

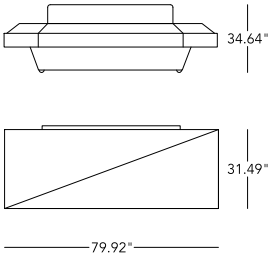
FABRICS

COM  
COL  
Graded in Fabric programs also available with Kvadrat, Camira Ultra Fabrics and more, please ask a representative for assistance



DIMENSIONS

Weight:	50 lb
Width (inches):	79,92"
Depth (inches):	32,68"
Height (inches):	34,64"
Seat depth (inches):	32,68"
Seat height (inches):	17,71"
COM (yrd):	9,29
COL (sqf):	164,68



complete list of versions/options also visible on our price list and on [ad.dzineelements.com](http://ad.dzineelements.com)

VIC1-AA-183-0

Setsu and Shinobu Ito

# Yuku



## UNIT TO THE ENTIRE PIECE

Frame in solid wood and plywood; flame retardant polyurethane foam, covered with fibre wadding; fixed cover; armrests and small lateral tables in plywood natural beech or stained, metal feet varnished aluminium RAL 9006. Only with elastic upholstery-mater.

# Yuku

YUK2-GG-100-1

## UNIT NUMBER 1

### FINISHES GROUP 8

#### FEET

Metal varnished: aluminium RAL 9006

#### FABRICS

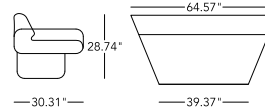
COM

COL

Graded in Fabric programs also available with Kvadrat, Camira Ultra Fabrics and more, please ask a representative for assistance

#### DIMENSIONS

Weight:	48 lb
Width (inches):	39,37"
Height (inches):	28,74"
Seat width (inches):	64,57"
Seat height (inches):	16,93"
COM (yrd):	3,72
COL (sqf):	66,74



complete list of versions/options also visible on our price list and on [ad.dzineelements.com](https://ad.dzineelements.com)

YUK2-GG-100-1  
YUK2-GO-164-1  
YUK1-GG-52-1  
YUK1-GO-115-1  
YUK2-RO-140-1  
YUK2-RG-140-1  
YUK1-RO-105-1  
YUK1-RG-105-1  
YUK0-1A-SH-0  
YUK0-1A-SH-1  
YUK0-AT-SH-0  
YUK0-AT-SH-1



YUK2-GO-164-1

## UNIT NUMBER 2

### FINISHES GROUP 8

#### FEET

Metal varnished: aluminium RAL 9006

#### FABRICS

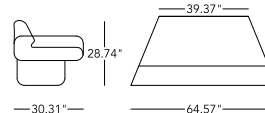
COM

COL

Graded in Fabric programs also available with Kvadrat, Camira Ultra Fabrics and more, please ask a representative for assistance

#### DIMENSIONS

Weight:	44 lb
Width (inches):	64,57"
Height (inches):	28,74"
Seat width (inches):	39,37"
Seat height (inches):	16,93"
COM (yrd):	3,39
COL (sqf):	60,28



YUK1-GG-52-1

## UNIT NUMBER 7

### FINISHES GROUP 8

#### FEET

Metal varnished: aluminium RAL 9006

#### FABRICS

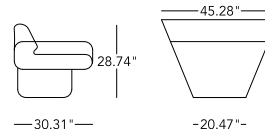
COM

COL


Graded in Fabric programs also available with Kvadrat, Camira Ultra Fabrics and more, please ask a representative for assistance

#### DIMENSIONS

Weight:	32 lb
Width (inches):	20,47"
Height (inches):	28,74"
Seat width (inches):	45,28"
Seat height (inches):	16,93"
COM (yrd):	2,95
COL (sqf):	52,74



# Tables



Lepper Schmidt Sommerlade

**Alea****ARMCHAIR IN LEATHER OR  
IMITATION LEATHER**

Frame in solid wood and plywood; belts and flame retardant polyurethane foam covered with fibre wadding; fixed cover; feet in chrome plated steel; table tops in tempered, toughened clear glass, thickness 10 mm.



# Alea

ALE9-GL-065-0

**SQUARE COFFEE TABLE WITH GLASS TOP**

**FINISHES GROUP 8**

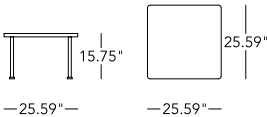
**BASE**  
Chrome plated steel

**TOP**  
Tempered clear glass



**DIMENSIONS**

Weight: 11 lb  
Width (inches): 25,59"  
Depth (inches): 25,59"  
Height (inches): 15,75"



complete list of  
versions/options  
also visible on  
our price list and on  
[ad.dzineelements.com](http://ad.dzineelements.com)

ALE9-GL-065-0  
ALE9-GL-105-0

ALE9-GL-105-0

**RECTANGULAR COFFEE TABLE WITH GLASS TOP**

**FINISHES GROUP 8**

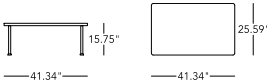
**BASE**  
Chrome plated steel

**TOP**  
Tempered clear glass



**DIMENSIONS**

Weight: 15 lb  
Width (inches): 41,34"  
Depth (inches): 25,59"  
Height (inches): 15,75"



Alma Design

# Alghi



## TABLE WITH SQUARE OR ROUND TOPS AND BASES IN DIFFERENT SIZE AND SHAPE

Painted cast iron table with adjustable feet, square base and round of different sizes.

Tops in various dimensions and materials.

ACCESSORIES

Mechanism for folding top.

# Alghi

3560\_1a

TABLE WITH SQUARED TOP 27.56" X 27.56", H 29.34" SQUARE BASE 15.75" X 15.75"

FINISHES GROUP 1

TOP FINISHES

Resin: KA, KR, KT, B, M, N, ON, R, T, WR, PA

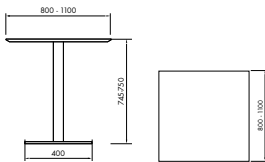
FRAME FINISHES

Metal: VB, VN, VA



## DIMENSIONS

Weight: 55.12 lb  
Width (inches): 27.56"  
Depth (inches): 27.56"  
Height (inches): 29.34"



complete list of versions/options also visible on our price list and on [ad.dzineelements.com](http://ad.dzineelements.com)

3560\_1a  
3560\_1b  
3560\_2a  
3560\_2b  
3561\_1  
3561\_2  
3562\_1  
3562\_2  
3563\_1a  
3563\_1b  
3563\_2a  
3563\_2b  
3565\_1  
3565\_2  
S3560\_1  
S3560\_2  
S3561\_1  
S3561\_2  
S3562\_1  
S3562\_2  
S3563\_1  
S3563\_2  
S3565\_1  
S3565\_2

3560\_1b

TABLE WITH SQUARED TOP 27.56" X 27.56", H 29.53" SQUARE BASE 15.75" X 15.75"

FINISHES GROUP 1

TOP FINISHES

Resin: KA, KR, KT, B, M, N, ON, R, T, WR, PA

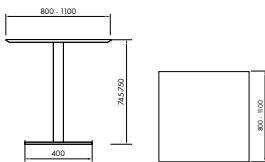
FRAME FINISHES

Metal: VB, VN, VA



## DIMENSIONS

Weight: 55.12 lb  
Width (inches): 27.56"  
Depth (inches): 27.56"  
Height (inches): 29.53"



3560\_2a

TABLE WITH SQUARED TOP 27.56" X 27.56", H 29.34" SQUARE BASE 15.75" X 15.75"

FINISHES GROUP 1

TOP FINISHES

Laminated matt: B, BL, C, L, M, N, O, OG, R, T, VL, RG, RS, W

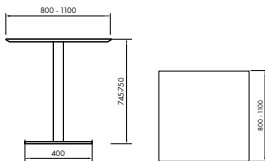
FRAME FINISHES

Metal: VB, VN, VA



## DIMENSIONS

Weight: 57.32 lb  
Width (inches): 27.56"  
Depth (inches): 27.56"  
Height (inches): 29.34"



Gamfratesi

# Allegory Desk



## STEAM BENT BEECH WOOD DESK

Allegory desk, a perfect handy stand for home office spaces and for the most intimate contract solutions, by the Italian-Danish duo GamFratesi, enriches the furniture proposal of Wiener GTV Design with elegance and simplicity. The wide disk in steam-bent solid beech contains a woven cane screen and characterizes the desk by linking the countertop with the base's bent element. The wide-mesh interweaving suggests that this element can be used for multiple applications, which makes it functional as well as aesthetic, enabling additional accessories and memos to be hung on the weave.

# Allegory Desk

DKALEGPGL

**STEAM BENT BEECH WOOD DESK**

**FINISHES GROUP 6**

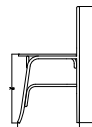
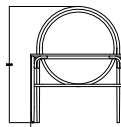
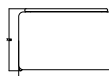
**FRAME FINISHES**

Wood: B01

Classic: C01 - RAL 9005, C02 - RAL 9010

## DIMENSIONS

Weight:	33,07 lb
Width (inches):	39,3"
Depth (inches):	28,7"
Height (inches):	49,6"



complete list of  
versions/options  
also visible on  
our price list and on  
[ad.dzineelements.com](http://ad.dzineelements.com)

DKALEGPGL





# Amelie



## TABLE IN COLOURED RESIN, WITH TOP SHAPED OR LAQUERED

Table with cast iron square or painted base. Shaped colored tops to create different tops to create different compositions, in MDF or resin. Available in different size color and surface variants.

### ACCESSORIES

Mechanism for folding top.

# Amelie

3044

TABLE WITH COLOURED RESIN TOP  
SHAPED

FINISHES GROUP 1

TOP FINISHES

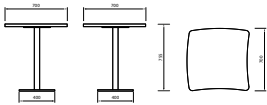
Resin: B, N

FRAME FINISHES

Metal: VB, VN

DIMENSIONS

Weight: 55.12 lb  
Width (inches): 27.56"  
Depth (inches): 27.56"  
Height (inches): 29.72"



complete list of  
versions/options  
also visible on  
our price list and on  
[ad.dzineelements.com](http://ad.dzineelements.com)

3044

3046

3046

TABLE WITH LAQUERED SHAPED TOP

FINISHES GROUP 1

TOP FINISHES

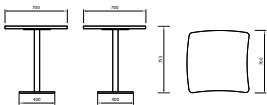
Wood laquered: LE07, LE05

FRAME FINISHES

Metal: VB, VN

DIMENSIONS

Weight: 59.52 lb  
Width (inches): 27.56"  
Depth (inches): 27.56"  
Height (inches): 29.72"



GROUP  
1



Martin Ballendat

# Antea



## COFFEE TABLE WITH ALUMINUM BASE

Antea is the contemporary reinterpretation of a classical cubic piece of contract furniture with the intent to give the product a breeze of lightness by opening the lateral parts. This was possible by using an innovative upholstery technique in conjunction with timeless materials.

# Antea

ANT9-GL-074-0

## SQUARED COFFEE TABLE WITH GLASS TOP

### FINISHES GROUP 8

#### BASE

Polished aluminium casting

#### TOP

White laquered glas



### DIMENSIONS

Weight:	14 lb
Width (inches):	29,13"
Depth (inches):	29,13"
Height (inches):	9,06"

complete list of  
versions/options  
also visible on  
our price list and on  
[ad.dzineelements.com](http://ad.dzineelements.com)

ANT9-GL-074-0

ANT9-GL-120-0

ANT9-SH-074-0

ANT9-SH-120-0

ANT9-GL-120-0

## RECTANGULAR COFFEE TABLE WITH GLASS TOP

### FINISHES GROUP 8

#### BASE

Polished aluminium casting

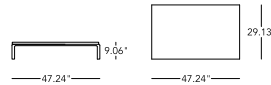
#### TOP

White laquered glas



### DIMENSIONS

Weight:	19 lb
Width (inches):	47,24"
Depth (inches):	29,13"
Height (inches):	9,06"



ANT9-SH-074-0

## SQUARED COFFEE TABLE WITH PLYWOOD TOP

### FINISHES GROUP 8

#### BASE

Polished aluminium casting

#### TOP

Wood: R1, R2, R3, R4, R5

Plywood veneered: natural beech, stained

wenge, stained cherrywood

Laminated: abet, print, max



### DIMENSIONS

Weight:	11 lb
Width (inches):	29,13"
Depth (inches):	29,13"
Height (inches):	9,06"

Front

# Arch Coffee Table



## STEAM BENT BEECH WOOD CHAIR



Elent pos expliquatum quame parchil iquam, omniet in nonet repudit volo minciis excerunditi bearunt molorrum quis que ero es exernat autempedis duciend andae. Itas rem quisque volupta tqviae nobis est, aut eaquas volupta temolup tustion nem ium doluptat eos seque cusaercipsam ipsuntiis inciand antorep edipsa net voluptatum, simet et, unturit quae comnis magnihicipid moluptiur audam, quuntotat officil lectem dolorem re ea voluptaturis excernatem volore volorrum et, eaquibusdam quis nossimusam et ape eos alit eos sit autatur? Sa ipsam sin et ipsumquia in comnihi ctibus, sum qui ipiet, eos eum etur rerumquia voluptis simusdae num eturest orepta porem qui dendignatur?



# Arch coffee table

## TVCOFFLGV

### STEAM BENT BEECH WOOD COFFEE TABLE WITH GLASS TOP

#### FINISHES GROUP 6

##### FRAME FINISHES

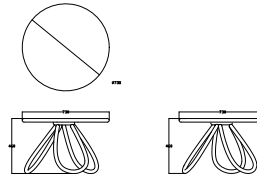
Classic: C01 - RAL 9005, C02 - RAL 9010

##### TOP FINISHES

Glass

#### DIMENSIONS

Weight:	13,2 lb
Width (inches):	28.7"
Depth (inches):	28.7"
Height (inches):	18.1"



complete list of versions/options also visible on our price list and on [ad.dzineelements.com](http://ad.dzineelements.com)

TVCOFFLGV  
TVCOFFLGN



## TVCOFFLGN

### STEAM BENT BEECH WOOD COFFEE TABLE WITH WOODEN TOP

#### FINISHES GROUP 6

##### FRAME FINISHES

Wood: B01, B02, B03, B04

Classic: C01 - RAL 9005, C02 - RAL 9010

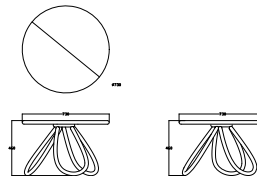
Contemporary: D01 - RAL 1013, D02 - RAL 7047, D03 - RAL 7030, D04 - RAL 6014, D05 - RAL 7032, D06 - RAL 7033, D07 - RAL 1027, D08 - RAL 1032, D09 - RAL 2004, D10 - RAL 3000, D11 - RAL 7000, D12 - RAL 7031, D13 - RAL 8019, D14 - RAL 3005, D15 - RAL 5020

##### TOP FINISHES

Wood

#### DIMENSIONS

Weight:	15,4 lb
Width (inches):	28.7"
Depth (inches):	28.7"
Height (inches):	18.1"



Front

# Arch Dining Table



## STEAM BENT BEECH WOOD DINING TABLE

The large table, designed by a group of Swedish designers, Front, has a steam bent beech structure, combining its attractive light appearance with the substance of solid wood. The top is made of an ash panel that make the ARCH DINING TABLE suitable for a dining room, but also for a warm and welcoming meeting room.W

# Arch dining table

TVDT18LGN

**STEAM BENT BEECH WOOD DINING  
TABLE - TOP 70.90"X35.45"**

**FINISHES GROUP 6**

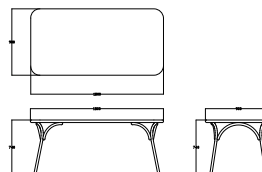
**FRAME FINISHES**

Wood: B01, B03

Classic: C01 - RAL 9005, C02 - RAL 9010

## DIMENSIONS

Weight:	57,3 lb
Width (inches):	70.9"
Depth (inches):	35.4"
Height (inches):	29.1"



complete list of  
versions/options  
also visible on  
our price list and on  
[ad.dzineelements.com](https://ad.dzineelements.com)

TVDT18LGN

TVDT22LGN



TVDT22LGN

**STEAM BENT BEECH WOOD DINING  
TABLE - TOP 86.60"X39.40"**

**FINISHES GROUP 6**

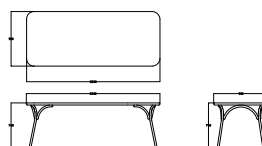
**FRAME FINISHES**

Wood: B01, B03

Classic: C01 - RAL 9005, C02 - RAL 9010

## DIMENSIONS

Weight:	70,5 lb
Width (inches):	86,6"
Depth (inches):	39,4"
Height (inches):	29.1"



SLIDE Studio

# Arthur



## LUMINOUS TABLE

Arthur's cylinder-shaped body allows a 360° use, turning it into the focus of a whole area. It is equipped with an opaque glass top for added elegance and practicality. Its diffused light glows giving a unique feel to the surrounding space.

# Arthur

ART130

TABLE IN POLYETHYLENE AND  
TEMPERED GLASS, LIGHTING

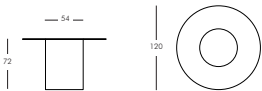
FINISHES GROUP 4

Polyethylene Lighting: LA  
Polyethylene Lacquered: QA/MF, QB/MQ,  
QC/MP, QD/MN, QG/MK, QH/MI, QM/MY,  
QO/MZ, QR/MW, QS/MX

To order the item please use the following  
codes:  
SD ART130: Polyethylene Lighting (indoor use  
only)  
SL ART130: Polyethylene Lacquered

DIMENSIONS

Weight: 94.8 lb  
Height (inches): 28.3"  
Diameter (inches): 47.2"



complete list of  
versions/options  
also visible on  
our price list and on  
[ad.dzineelements.com](http://ad.dzineelements.com)

ART130





# Astor

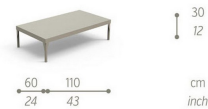
ASTTC  
COFFEE TABLE 43" WIDE  
FINISHES GROUP 3

FRAME  
Aluminum  
A13  
A12

TOP  
Frosted matt tempered glass  
Grey stoneglass

To order the item please use the following codes:  
ASTTC: dove  
ASTTC-B: white  
ASTTCCOP: Cover

DIMENSIONS  
Weight: 20 lb  
Width (inches): 24"  
Depth (inches): 43"  
Height (inches): 12"



complete list of  
versions/options  
also visible on  
our price list and on  
[ad.dzineelements.com](http://ad.dzineelements.com)

ASTTC



Hanno Giesler

**Bay****COFFEE TABLE WITH GLASS OR PLYWOOD TOP**

Frame in solid wood and plywood; flame retardant polyurethane foam covered with fibre wadding; fixed cover. Feet and four star base in chrome plated steel, round base stainless steel satin finished; table top in tempered toughened clear glass or plywood.



# Bay

BAY9-GL-065-0

## COFFEE TABLE WITH GLASS TOP

### FINISHES GROUP 8

#### BASE

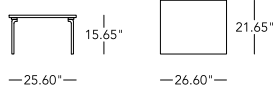
Chrome plated steel

#### TOP

Tempered clear glass

### DIMENSIONS

Weight: 9 lb  
Width (inches): 25,6"  
Depth (inches): 21,65"  
Height (inches): 15,75"



complete list of  
versions/options  
also visible on  
our price list and on  
[ad.dzineelements.com](http://ad.dzineelements.com)

BAY9-GL-065-0

BAY9-SH-065-0

BAY9-SH-065-0

## COFFEE TABLE WITH PLYWOOD TOP

### FINISHES GROUP 8

#### BASE

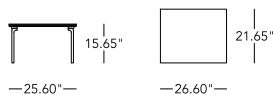
Polished aluminium casting

#### TOP


Wood: R1, R4, stained cherrywood  
Laminated: abet, print, max

### DIMENSIONS

Weight: 7 lb  
Width (inches): 25,59"  
Depth (inches): 21,65"  
Height (inches): 15,75"



Lepper Schmidt Sommerlade

**Ben****COFFEE TABLE**

3 degrees make all the difference: straight at the table or slightly bent in the lounge. Comfortable and inviting. Ben is a friendly purist.

# Ben

BEN9-GL-078-0

## COFFEE TABLE WITH CHROME PLATED FRAME AND GLASS TOP

### FINISHES GROUP 8

#### BASE

Chrome plated

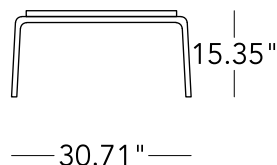
#### TOP

Tempered clear glass



#### DIMENSIONS

Weight: 12 lb  
Width (inches): 30,71"  
Depth (inches): 28,35"  
Height (inches): 15,35"



complete list of versions/options also visible on our price list and on [ad.dzineelements.com](http://ad.dzineelements.com)

BEN9-GL-078-0  
BEN9-GL-078-1  
BEN9-SH-078-0  
BEN9-SH-078-1  
BEN9-GL-118-0  
BEN9-GL-118-1  
BEN9-SH-118-0  
BEN9-SH-118-1  
BEN9-GL-065-2  
BEN9-GL-105-2  
BEN9-SH-065-2  
BEN9-SH-105-2

BEN9-GL-078-1

## COFFEE TABLE WITH ALUMINUM FRAME AND GLASS TOP

### FINISHES GROUP 8

#### BASE

Metal varnished: aluminium RAL 9006, other colors on request

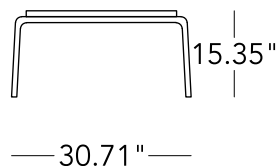
#### TOP

Tempered clear glass



#### DIMENSIONS

Weight: 12 lb  
Width (inches): 30,71"  
Depth (inches): 28,35"  
Height (inches): 15,35"



BEN9-SH-078-0

## COFFEE TABLE CHROME PLATED FRAME AND PLYWOOD TOP

### FINISHES GROUP 8

#### BASE

Chrome plated

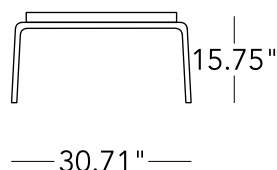
#### TOP

Wood: R1, R4, stained cherrywood  
Laminated: abet, print, max



#### DIMENSIONS

Weight: 10 lb  
Width (inches): 30,71"  
Depth (inches): 28,35"  
Height (inches): 15,75"





SLIDE Studio

# Bench table



## COFFEE TABLE



SLIDE Studio introduces Bench Table, a coffee table inspired by the historic Bench Pot vase of the SLIDE collection, in a smaller size. Thus reduced, Bench table retains its functionality as a vessel and at the same time transforms itself in a comfortable table. It comes with a glass top and a square-shaped supporting base, enabling an easy fitting in any indoor or outdoor space. Made of polyethylene by means of the rotational moulding system, Bench table is available in the



# Bench table

BEP035

**TABLE IN POLYETHYLENE, MATT,  
LACQUERED, LIGHTING, DIM. 31.5" X  
31.5" X 15.7"**

## FINISHES GROUP 4

Polyethylene Standard: FB, FC, FD, FE, FG, FH,  
FR, FT

Polyethylene Lighting: LA

Polyethylene Lacquered: QA/MF, QB/MQ,  
QC/MP, QD/MN, QG/MK, QH/MI, QM/MY,  
QO/MZ, QR/MW, QS/MX

To order the item please use the following  
codes:

SD BEP035: Polyethylene Standard

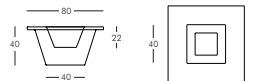
LP BEP035: Polyethylene Lighting (indoor use  
only)

SL BEP035: Polyethylene Lacquered



## DIMENSIONS

Weight:	28.6 lb
Width (inches):	31.5"
Depth (inches):	31.5"
Height (inches):	15.7"



complete list of  
versions/options  
also visible on  
our price list and on  
[ad.dzineelements.com](http://ad.dzineelements.com)

BEP035

BET140

BET140

**TABLE IN POLYETHYLENE, MATT,  
LACQUERED, LIGHTING, DIM. 55.1" X  
55.1" X 15.7"**

## FINISHES GROUP 4

Polyethylene Standard: FB, FC, FD, FE, FG, FH,  
FR, FT

Polyethylene Lighting: LA

Polyethylene Lacquered: QA/MF, QB/MQ,  
QC/MP, QD/MN, QG/MK, QH/MI, QM/MY,  
QO/MZ, QR/MW, QS/MX

To order the item please use the following  
codes:

SD BET140: Polyethylene Standard

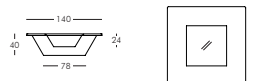
LP BET140: Polyethylene Lighting (indoor use  
only)

SL BET140: Polyethylene Lacquered



## DIMENSIONS

Weight:	101.4 lb
Width (inches):	55.1"
Depth (inches):	55.1"
Height (inches):	15.7"



JF Smith

# Bistrò



**TABLE, 3 LEGS PAINTED FRAME AND HPL TOP TH 12, COLORS: BLACK, WHITE**

Table with steel frame polyurethane powders painted, three or four legs, h 28.74" or poseur table version h 43.31". Round and square tops in colored HPL.



# Bistrò

3070\_1

**TABLE, 3 LEGS PAINTED, COLORS:  
BLACK, WHITE**

**FINISHES GROUP 1**

**TOP FINISHES**

HPL: HB, HN

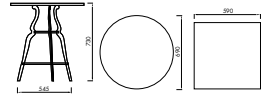
**FRAME FINISHES**

Metal: VB1, VN, VR



## DIMENSIONS

Weight: 33.07 lb  
Height (inches): 28.74"  
Diameter (inches): 27.17"



complete list of  
versions/options  
also visible on  
our price list and on  
[ad.dzineelements.com](http://ad.dzineelements.com)

3070\_1

3070\_2

3071\_1

3071\_2

3072\_1

3072\_2

S3070\_1

S3070\_2

S3071\_1

S3071\_2

S3072\_1

S3072\_2

3070\_2

**TABLE, 3 LEGS PAINTED, COLOR: RED**

**FINISHES GROUP 1**

**TOP FINISHES**

HPL: HR

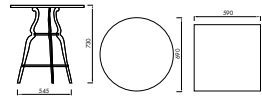
**FRAME FINISHES**

Metal: VB1, VN, VR



## DIMENSIONS

Weight: 33.07 lb  
Height (inches): 28.74"  
Diameter (inches): 27.17"



3071\_1

**TABLE, 4 LEGS PAINTED, COLORS TOP:  
BLACK, WHITE**

**FINISHES GROUP 1**

**TOP FINISHES**

HPL: HB, HN

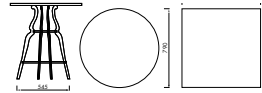
**FRAME FINISHES**

Metal: VB1, VN, VR



## DIMENSIONS

Weight: 37.48 lb  
Width (inches): 27.17"  
Depth (inches): 27.17"  
Height (inches): 28.74"



3071\_2

**TABLE, 4 LEGS PAINTED, COLOR TOP:  
RED**

**FINISHES GROUP 1**

**TOP FINISHES**

HPL: HR

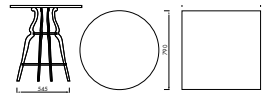
**FRAME FINISHES**

Metal: VB1, VN, VR



## DIMENSIONS

Weight: 37.48 lb  
Width (inches): 27.17"  
Depth (inches): 27.17"  
Height (inches): 28.74"





Nicola Cacco

# Bonnie



## COFFEE TABLE WITH TOP MATT LACQUERED

Low table, dismountable, with chromed or painted frames and MDF laquered tops.



# Bonnie

3060

**COFFEE TABLE**

**FINISHES GROUP 1**

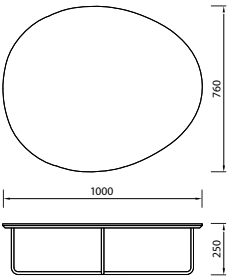
TOP FINISHES  
MDF: LE08, LE05, LE04

FRAME FINISHES  
Metal: VB, VM, VN, CR



**DIMENSIONS**

Weight:	30.86 lb
Width (inches):	29.92"
Depth (inches):	39.37"
Height (inches):	9.84"



complete list of  
versions/options  
also visible on  
our price list and on  
**ad.dzineelements.com**

3060

# Breez

BRTAV

COFFE TABLE 30" WIDE WITH NO LEGS

FINISHES GROUP 3

FRAME

Steel

M1

M3

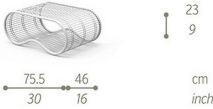
To order the item please use the following codes:

BRTAV-1305: Dove-colour

BRTAV-9003: white

DIMENSIONS

Weight:	9 lb
Width (inches):	18"
Depth (inches):	30"
Height (inches):	9"



complete list of versions/options also visible on our price list and on [ad.dzineelements.com](https://ad.dzineelements.com)

BRTAV

GROUP  
3

# Candle

## CANLIGHT70

### CANDLE TABLE 28" WIDE

#### FINISHES GROUP 9

##### FRAME

Steel

M1

M2

#### DIMENSIONS

Weight:	5 lb
Width (inches):	28"
Depth (inches):	28"
Height (inches):	30"

To order the item please use the following codes:

CANLIGHT70-BI: white

CANLIGHT70-G: Graphite



complete list of  
versions/options  
also visible on  
our price list and on  
[ad.dzineelements.com](https://ad.dzineelements.com)

CANLIGHT70

CANLIGHT80

## CANLIGHT80

### CANDLE TABLE 28" WIDE

#### FINISHES GROUP 9

##### FRAME

Steel

M1

M2

#### DIMENSIONS

Weight:	6 lb
Width (inches):	31"
Depth (inches):	31"
Height (inches):	30"

To order the item please use the following codes:

CANLIGHT80-BI: white

CANLIGHT80-G: Graphite



# Cat

Wolfgang C.R. Mezger



## COFFEE TABLE WITH PLYWOOD OR GLASS TOP

Cat is a seating sculpture which develops from an arched quadrate and opens up conically like a flower. The upper border is inclined and describes the line of the back- and the armrest, which flows harmonically into the seat. Cat has a variety of fine and fascinating seatings ranging from an armchair to a 2-seater and a pouf. It adapts itself to different kinds of architectural styles but nevertheless has a high value of recognition. Cat fits perfectly in those places, where despite little room, high seating quality is required. A new, delicate and low seating option which represents the zeitgeist as well as the longevity of a seating.

# Cat

CAT9-GL-058-0

COFFEE TABLE WITH GLASS TOP

FINISHES GROUP 8

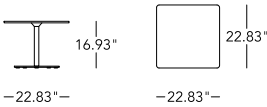
TOP

Tempered clear glass



DIMENSIONS

Weight: 15 lb  
Width (inches): 22,83"  
Depth (inches): 22,83"  
Height (inches): 16,93"



complete list of  
versions/options  
also visible on  
our price list and on  
[ad.dzineelements.com](http://ad.dzineelements.com)

CAT9-GL-058-0

CAT9-SH-058-0

CAT9-SH-058-0

COFFEE TABLE WITH PLYWOOD TOP

FINISHES GROUP 8

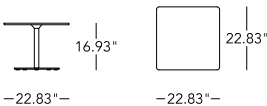
TOP

Wood: R1, R4, stained cherrywood  
Laminated: abet, print, max



DIMENSIONS

Weight: 12 lb  
Width (inches): 22,83"  
Depth (inches): 22,83"  
Height (inches): 16,93"





# Chic

## CHCTC1

### COFFEE TABLE 47" WIDE WITH TEMPERED GLASS AND NO LEGS

#### FINISHES GROUP 3

##### FRAME

Aluminum  
A13  
Textile  
T2

##### TOP

Tempered glass


To order the item please use the following codes:

CHCTC1-T: dove color

CHCTC1COP: Cover

#### DIMENSIONS

Weight: 25,5 lb  
Width (inches): 28"  
Depth (inches): 47"  
Height (inches): 15"



complete list of versions/options also visible on our price list and on [ad.dzineelements.com](http://ad.dzineelements.com)

CHCTC1

CHCTC2

CHCTC2S

CHCTC3

CHCTC3I

CHCTP

CHCTP2



## CHCTC2

### COFFEE TABLE 47" WIDE WITH AN ARRANGEABLE FACE

#### FINISHES GROUP 3

##### FRAME

Aluminum  
A12  
A13

##### TOP

Frosted painted glossy tempered glass

To order the item please use the following codes:

CHCTC2-T: dove color

CHCTC2: white

CHCTC2COP: Cover

#### DIMENSIONS

Weight: 33 lb  
Width (inches): 29"  
Depth (inches): 47"  
Height (inches): 16"



Marcel Wanders

# Chubby side table



## COFFEE TABLE

Marcel Wanders created for SLIDE the Chubby Side Table, bringing to the general public a modern coffee table. Chubby Side Table recalls the sinuous shape of the Chubby armchair and completes the family of products created by the Dutch designer.

# Chubby side table

CST100

**LOW TABLE ON WHEELS**

**FINISHES GROUP 4**

Polyethylene Standard: FB, FC, FD, FE, FG, FH, FR, FT

Polyethylene Lighting: LA

Polyethylene Lacquered: QA/MF, QB/MQ, QC/MP, QD/MN, QG/MK, QH/MI, QM/MY, QO/MZ, QR/MW, QS/MX

To order the item please use the following codes:

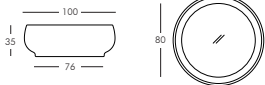
SD CST100: Polyethylene Standard

LP CST100: Polyethylene Lighting (indoor use only)

SL CST100: Polyethylene Lacquered

**DIMENSIONS**

Weight: 48.4 lb  
Height (inches): 14.1 "  
Diameter (inches): 39"



complete list of versions/options also visible on our price list and on [ad.dzineelements.com](http://ad.dzineelements.com)

CST100



Mr Smith

**Ciak****FOLDING TABLE, ROUND TOP,  
PAINTED METAL**

Table with frame in polished or painted aluminum. Round or square tops, painted sheet metal, reclining 90° thanks to the smart patented joint. Fast, easy storage and compact size. Available in different size color and surface variants

# Ciak

3080\_1

## FOLDING TABLE, ROUND TOP, PAINTED METAL

### FINISHES GROUP 1

#### TOP FINISHES

Round Metal: VB, VE, VO, VR, VS, VSE, VT

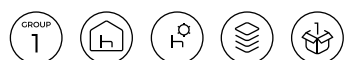
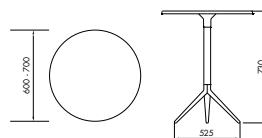
#### FRAME FINISHES

Aluminium: AU09

Metal: VB, VE, VO, VR, VS, VSE, VT

### DIMENSIONS

Weight: 24.25 lb  
Height (inches): 28.74"  
Diameter (inches): 23.62"



complete list of  
versions/options  
also visible on  
our price list and on  
[ad.dzineelements.com](http://ad.dzineelements.com)

3080\_1  
3080\_2  
3081\_1  
3081\_2  
3081\_3a  
3081\_3b  
3081\_4  
3081\_5  
S3081

3080\_2

## FOLDING TABLE, SQUARE TOP, PAINTED METAL

### FINISHES GROUP 1

#### TOP FINISHES

Squared Metal: VB, VE, VO, VR, VS, VSE, VT

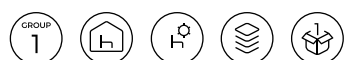
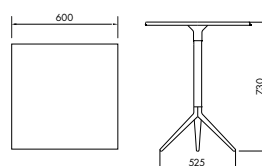
#### FRAME FINISHES

Aluminium: AU09

Metal: VB, VE, VO, VR, VS, VSE, VT

### DIMENSIONS

Weight: 24.25 lb  
Width (inches): 23.62"  
Depth (inches): 23.62"  
Height (inches): 28.74"



3081\_1

## FIXED TABLE, ROUND TOP, PAINTED METAL

### FINISHES GROUP 1

#### TOP FINISHES

Round Metal: VB, VE, VO, VR, VS, VSE, VT

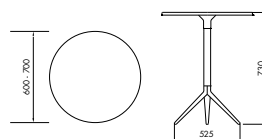
#### FRAME FINISHES

Aluminium: AU09

Metal: VB, VE, VO, VR, VS, VSE, VT

### DIMENSIONS

Weight: 24.25 lb  
Height (inches): 28.74"  
Diameter (inches): 23.62"



3081\_2

## FIXED TABLE, ROUND TOP IN HPL, TH 0.39"

### FINISHES GROUP 1

#### TOP FINISHES

HPL: HB, HL, HN, HR

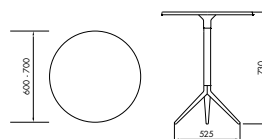
#### FRAME FINISHES

Aluminium: AU09

Metal: VB, VE, VO, VR, VS, VSE, VT

### DIMENSIONS

Weight: 37.48 lb  
Height (inches): 28.74"  
Diameter (inches): 27.16"





# Circle

## CRCTC

### COFFEE TABLE 18" WIDE

#### FINISHES GROUP 3

##### FRAME

Aluminum  
A12  
A13

#### DIMENSIONS

Weight: 2,5 lb  
Width (inches): 18"  
Depth (inches): 18"  
Height (inches): 19"



complete list of  
versions/options  
also visible on  
our price list and on  
[ad.dzineelements.com](https://ad.dzineelements.com)

CRCTC  
CRCTP150

To order the item please use the following  
codes:  
CRCTC-T: dove color  
CRCTC-B: white



## CRCTP150

### DINING TABLE 59" WIDE

#### FINISHES GROUP 3

##### FRAME

Aluminum  
A12  
A13

#### DIMENSIONS

Weight: 76 lb  
Width (inches): 59"  
Depth (inches): 59"  
Height (inches): 30"



##### TOP

Frosted painted matt tempered glass

To order the item please use the following  
codes:  
CRCTP150-T: dove color  
CRCTP150-B: white  
CRCTP150COP: Cover



Nicola Cacco

# Clyde



## COFFEE TABLE WITH TOP MATT LACQUERED

Low table, dismountable, with chromed or painted frames and MDF lacquered tops. Trolley table available.

# Clyde

3061

**COFFEE TABLE**

**FINISHES GROUP 1**

**TOP FINISHES**

MDF laquered: LE08, LE05, LE04

**FRAME FINISHES**

Metal: VB, VM, VN, CR

**DIMENSIONS**

Weight:	17.64 lb
Width (inches):	23.03"
Depth (inches):	19.09"
Height (inches):	19.29"



complete list of  
versions/options  
also visible on  
our price list and on  
[ad.dzineelements.com](http://ad.dzineelements.com)

3061

3062



3062

**COFFEE TABLE WITH WHEELS**

**FINISHES GROUP 1**

**TOP FINISHES**

MDF laquered: LE08, LE05, LE04

**FRAME FINISHES**

Metal: VB, VM, VN, CR

**DIMENSIONS**

Weight:	26.46 lb
Width (inches):	23.03"
Depth (inches):	19.09"
Height (inches):	22.05"



SLIDE Studio

# Coccodé



## EGG SHAPED TABLE

Coccodé is a table with a tempered glass top that recreates the shape of an egg, furnishing any space with vibrant verve. The base comprises three legs that ensure stability and strength. Coccodé easily seats up to 3 people for an intimate lunch or dinner.



# Coccodé

CCC070

TABLE IN POLYETHYLENE, MATT OR LACQUERED, AND TEMPERED GLASS

FINISHES GROUP 4

Polyethylene Standard: FB, FC, FD, FE, FG, FH, FR, FT

Polyethylene Lacquered: QA/MF, QB/MQ, QC/MP, QD/MN, QG/MK, QH/MI, QM/MY, QO/MZ, QR/MW, QS/MX

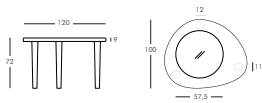
To order the item please use the following codes:

SD CCC070: Polyethylene Standard

SL CCC070: Polyethylene Lacquered

DIMENSIONS

Weight:	44.1 lb
Width (inches):	39.4"
Depth (inches):	47.2"
Height (inches):	28.3"



complete list of versions/options also visible on our price list and on [ad.dzineelements.com](http://ad.dzineelements.com)

CCC070





Lorenz \* Kaz

COMPLETE TABLES

# Coco



## TABLE WITH BASE IN CHROME PLATED STEEL OR VARNISHED BLACK

Shell Coco Lounge with fixed cover; shell arm-chair varnished in white or black shiny or with fixed cover; cushions in flame retardant polyurethane foam covered with fibre wadding; fixed cover; base in chrome plated steel or varnished black; table top in t

# Coco

COC9-GL-055-1

## COFFEE TABLE WITH CHROME PLATED STEEL BASE AND GLASS TOP

### FINISHES GROUP 8

#### BASE

Metal: chrome plated steel, varnished black

#### TOP

Tempered clear glass



### DIMENSIONS

Weight: 13 lb  
Width (inches): 21,65"  
Depth (inches): 21,65"  
Height (inches): 14,96"



complete list of versions/options also visible on our price list and on [ad.dzineelements.com](http://ad.dzineelements.com)

COC9-GL-055-1  
COC9-SH-055-1  
COC9-GL-065-2  
COC9-SH-065-2  
COC9-GL-055-3  
COC9-SH-055-3  
COC9-GL-065-4  
COC9-SH-065-4

COC9-SH-055-1

## COFFEE TABLE WITH CHROME PLATED STEEL BASE AND PLYWOOD TOP

### FINISHES GROUP 8

#### BASE

Metal: chrome plated steel, varnished black

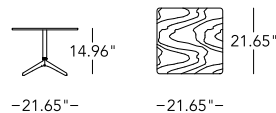
#### TOP

Wood: R1, R4, stained cherrywood  
Laminated: abet, print, max



### DIMENSIONS

Weight: 11 lb  
Width (inches): 21,65"  
Depth (inches): 21,65"  
Height (inches): 14,96"



COC9-GL-065-2

## HIGH TABLE WITH CHROME PLATED STEEL BASE AND GLASS TOP

### FINISHES GROUP 8

#### BASE

Metal: chrome plated steel, varnished black

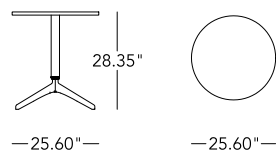
#### TOP

Tempered clear glass



### DIMENSIONS

Weight: 15 lb  
Width (inches): 25,6"  
Depth (inches): 25,6"  
Height (inches): 28,35"  
Diameter (inches): 25,59"



COC9-SH-065-2

## HIGH TABLE WITH CHROME PLATED STEEL BASE AND PLYWOOD TOP

### FINISHES GROUP 8

#### BASE

Metal: chrome plated steel, varnished black

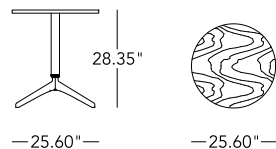
#### TOP

Wood: R1, R4, stained cherrywood  
Laminated: abet, print, max



### DIMENSIONS

Weight: 13 lb  
Width (inches): 25,6"  
Depth (inches): 25,6"  
Height (inches): 28,35"  
Diameter (inches): 25,59"



# Coffee tables

TAV9-00-118-1

## SHORTER RECTANGULAR WOODEN COFFEE

### FINISHES GROUP 8

#### LEGS

Wood: cherry, wenge, bleached

#### TOP

Wood: cherry, wenge, bleached



#### DIMENSIONS

Width (inches):	46,46"
Depth (inches):	23,23"
Height (inches):	5,91"

complete list of  
versions/options  
also visible on  
our price list and on  
[ad.dzineelements.com](https://ad.dzineelements.com)

TAV9-00-118-1

TAV9-00-118-2

TAV9-00-087-1

TAV9-00-087-2

TAV9-00-118-2

## TALLER RECTANGULAR WOODEN COFFEE

### FINISHES GROUP 8

#### LEGS

Wood: cherry, wenge, bleached

#### TOP

Wood: cherry, wenge, bleached



#### DIMENSIONS

Width (inches):	46,46"
Depth (inches):	23,23"
Height (inches):	11,81"

TAV9-00-087-1

## SHORTER SQUARE WOODEN COFFEE TABLE

### FINISHES GROUP 8

#### LEGS

Wood: cherry, wenge, bleached

#### TOP

Wood: cherry, wenge, bleached



#### DIMENSIONS

Width (inches):	34,25"
Depth (inches):	34,25"
Height (inches):	5,91"

TAV9-00-087-2

## TALLER SQUARE WOODEN COFFEE TABLE

### FINISHES GROUP 8

#### LEGS

Wood: cherry, wenge, bleached

#### TOP

Wood: cherry, wenge, bleached



#### DIMENSIONS

Width (inches):	34,25"
Depth (inches):	34,25"
Height (inches):	11,81"

Roger Webb Associates

# Court



## COFFEE TABLE WITH VARNISHED ALUMINUM BASE

Designed to be architecturally precise, with a formal, sharp, defined form, Court has a soft centre inviting you to relax. A soft seat cushion and a sprung back support provide the correct support. The chairs can be arranged in rows or casual groups for use in reception areas, waiting lounges and breakout zones. The chair is supported on a minimal swivel pedestal base or alternatively a chrome tubular leg structure. A wide range of fabrics and textures combined with colour can make the chair sophisticated or playful.

# Court

COU9-GL-065-0

## COFFEE TABLE WITH METAL FRAME AND GLAS TOP

### FINISHES GROUP 8

#### TOP

Tempered clear glass



### DIMENSIONS

Weight:	28 lb
Width (inches):	25,59"
Depth (inches):	25,59"
Height (inches):	18,11"

complete list of  
versions/options  
also visible on  
our price list and on  
[ad.dzineelements.com](https://ad.dzineelements.com)

COU9-GL-065-0

COU9-HO-075-0

COU9-HO-075-0

## COFFEE TABLE WITH METAL FRAME AND PLYWOOD TOP

### FINISHES GROUP 8

#### BASE

Varnished aluminium RAL 9006

#### TOP

Wood: R1, R4, stained cherrywood

Laminated: abet, print, max



### DIMENSIONS

Weight:	24 lb
Width (inches):	29,53"
Depth (inches):	29,53"
Height (inches):	18,11"



Erla Sólveig Oskarsdóttir

# Dimon



## COFFEE TABLE WITH METAL FEEL

Frame in solid wood and plywood; belts and flame retardant polyurethane foam covered with fibre wadding; fixed cover; metal feet chrome plated; top of the coffee table in glass or in plywood veneered or laminated.

# Dimon

DIM9-GL-100-0

## COFFEE TABLE WITH GLASS TOP AND STEEL FRAME

### FINISHES GROUP 8

#### FEET

Metal feet chrome plated

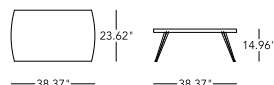
#### TOP

Tempered clear glass



### DIMENSIONS

Weight: 18 lb  
Width (inches): 38,37"  
Depth (inches): 23,62"  
Height (inches): 14,96"



complete list of  
versions/options  
also visible on  
our price list and on  
[ad.dzineelements.com](http://ad.dzineelements.com)

DIM9-GL-100-0

DIM9-SH-100-0

DIM9-SH-100-0

## COFFEE TABLE WITH PLYWOOD TOP AND STEEL FRAME

### FINISHES GROUP 8

#### FEET

Metal feet chrome plated

#### TOP

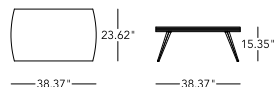
Wood: R1, R4, stained cherrywood

Laminated: Abet, print, max



### DIMENSIONS

Weight: 14 lb  
Width (inches): 38,37"  
Depth (inches): 23,62"  
Height (inches): 15,35"



Moro, Pigatti

# Duke of love



## LOW TABLE

Duke of Love perfectly complements the rococò collection. An ideal low table to complete a modern furnishing, at the same time with a touch of elegance maintaining a classic look. Like all the SLIDE collection, it is realised in recyclable polyethylene. Resistant to all weather agents and easy to clean, The Duke of Love is available in 9 colours.

# Duke of Love

DUK070

**COFFEE TABLE**

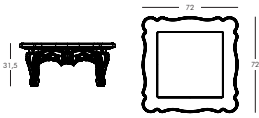
**FINISHES GROUP 4**

Polyethylene Standard & FU: FC, FD, FE, FG, FH, FR, FT, FU  
Polyethylene Lacquered: QA/MF, QB/MQ, QC/MP, QD/MN, QG/MK, QH/MI, QM/MY, QO/MZ, QR/MW, QS/MX

To order the item please use the following codes:  
SD DUK070: Polyethylene Standard & FU  
SL DUK070: Polyethylene Lacquered

**DIMENSIONS**

Weight:	22 lb
Width (inches):	28.3"
Depth (inches):	28.3"
Height (inches):	12.4"



complete list of versions/options also visible on our price list and on [ad.dzineelements.com](http://ad.dzineelements.com)

DUK070



# Easy

ESYTC  
COFFEE TABLE 32" WIDE  
FINISHES GROUP 10

FRAME  
Aluminum  
A12  
A13  
Textile  
T1  
T2

TOP  
Tempered glass

To order the item please use the following codes:  
ESYTC-T: dove color  
ESYTC-B: white  
ESYTCCOP: Cover



DIMENSIONS  
Weight: 12 lb  
Width (inches): 18"  
Depth (inches): 31"  
Height (inches): 15"



complete list of versions/options also visible on our price list and on [ad.dzineelements.com](http://ad.dzineelements.com)

ESYTC



Guglielmo Berchicci

**Ed****CONE SHAPED TABLE**

ED is the iconic SLIDE table designed by Guglielmo Branchicci. Its cone-shaped body allows a 360° use, turning it into the focus of a whole area. It is equipped with an opaque glass top for added elegance and practicality. Its diffused light glows giving a unique feel to the surrounding space.



EDS140

ROUND TABLE IN POLYETHYLENE,  
MATT OR LACQUERED, AND TEMPERED  
GLASS

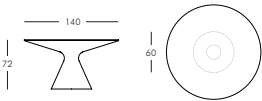
FINISHES GROUP 4

Polyethylene Lighting: LA  
Polyethylene Lacquered: QA/MF, QB/MQ,  
QC/MP, QD/MN, QG/MK, QH/MI, QM/MY,  
QO/MZ, QR/MW, QS/MX  
Top Tempered glass

To order the item please use the following  
codes:  
SD EDS140: Polyethylene Lighting  
SL EDS140: Polyethylene Lacquered

DIMENSIONS

Weight: 110 lb  
Height (inches): 28.3"  
Diameter (inches): 55.1"



complete list of  
versions/options  
also visible on  
our price list and on  
[ad.dzineelements.com](http://ad.dzineelements.com)

EDS140



Guglielmo Berchicci

# ED II



## LIGHTED TABLE

ED II is the iconic SLIDE table designed by Guglielmo Branchicci. Its cone-shaped body allows a 360° use, turning it into the focus of a whole area. It is equipped with an opaque glass top for added elegance and practicality. Its diffused light glows giving a unique feel to the surrounding space.

# Ed II

EDV140

TABLE IN POLYETHYLENE, MATT OR LACQUERED, AND TEMPERED GLASS

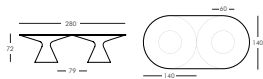
FINISHES GROUP 4

Polyethylene Lighting: LA  
Polyethylene Lacquered: QA/MF, QB/MQ, QC/MP, QD/MN, QG/MK, QH/MI, QM/MY, QO/MZ, QR/MW, QS/MX  
Top Tempered glass

To order the item please use the following codes:  
SD EDV140: Polyethylene Lighting  
SL EDV140: Polyethylene Lacquered

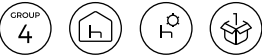
DIMENSIONS

Weight: 242 lb  
Width (inches): 110.2"  
Depth (inches): 55.1"  
Height (inches): 28.3"




complete list of versions/options also visible on our price list and on [ad.dzineelements.com](http://ad.dzineelements.com)

EDV140



Alma Design

# Edward



## PAINTED OR CHROMED STEEL TABLE

This painted or chromed steel table has a table frame perimeter of 1.6x1.2" and a leg perimeter of 1.2x1.2". The top is available in a square or rectangular version and follows the frame to the edge. Different table sizes, finishes, and colors are available. The table top is dismountable and the feet are adjustable. Accessories available.

This painted or chromed steel table has a table frame perimeter of 1.6x1.2" and a leg perimeter of 1.2x1.2". The top is available in a square or rectangular version and follows the frame to the edge. Different table sizes, finishes, and colors are available. The table top is dismountable and the feet are adjustable. Accessories available.



# Edward

3030\_4

## COMPLETE TABLE 31.5X31.5"

### FINISHES GROUP 1

#### TOP FINISHES

Laminated matt: B, BL, C, L, M, N, O, OG, R, T, VL, RG, RS, W

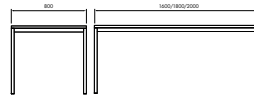
#### FRAME FINISHES

Metal: VB, VN  
Chrome: CR



### DIMENSIONS

Weight: 55 lb  
Width (inches): 32"  
Depth (inches): 32"



complete list of versions/options also visible on our price list and on [ad.dzineelements.com](https://ad.dzineelements.com)

3030\_4  
3030\_3  
3030\_6  
3030\_5  
3030\_7  
3030\_1  
3030\_8  
3030\_9  
S303\_1a  
S303\_1b  
S303\_2a  
S303\_2b  
S303\_3a  
S303\_3b  
S303\_4a  
S303\_4b  
S303\_5a  
S303\_5b  
S303\_6a  
S303\_6b

3030\_3

## COMPLETE TABLE 47.24X31.5"

### FINISHES GROUP 1

#### TOP FINISHES

Laminated matt: B, BL, C, L, M, N, O, OG, R, T, VL, RG, RS, W

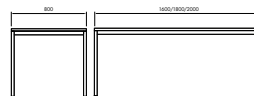
#### FRAME FINISHES

Metal: VB, VN  
Chrome: CR



### DIMENSIONS

Weight: 60 lb  
Width (inches): 47"  
Depth (inches): 32"



3030\_6

## COMPLETE TABLE 63X31.5"

### FINISHES GROUP 1

#### TOP FINISHES

Laminated matt: B, BL, C, L, M, N, O, OG, R, T, VL, RG, RS, W

#### FRAME FINISHES

Metal: VB, VN  
Chrome: CR



### DIMENSIONS

Weight: 71 lb  
Width (inches): 63"  
Depth (inches): 32"



3030\_5

## COMPLETE TABLE 70.9X31.5"

### FINISHES GROUP 1

#### TOP FINISHES

Laminated matt: B, BL, C, L, M, N, O, OG, R, T, VL, RG, RS, W

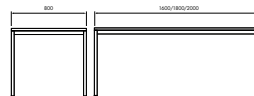
#### FRAME FINISHES

Metal: VB, VN  
Chrome: CR



### DIMENSIONS

Weight: 77 lb  
Width (inches): 71"  
Depth (inches): 32"



# Elite

## ELITC

### COFFEE TABLE 43" WIDE

#### FINISHES GROUP 3

#### FRAME

Aluminum  
A13

#### TOP

Frosted painted matt tempered glass

To order the item please use the following codes:

ELITC: dove color

ELITCCOP: Cover

#### DIMENSIONS

Weight:	10 lb
Width (inches):	24"
Depth (inches):	43"
Height (inches):	12"



complete list of  
versions/options  
also visible on  
our price list and on  
[ad.dzineelements.com](http://ad.dzineelements.com)

ELITC  
ELITP



## ELITP

### DINING TABLE 95/114/134" WIDE

#### FINISHES GROUP 3

#### FRAME

Aluminum  
A12  
A13

To order the item please use the following codes:

ELITP-T: dove color

ELITP-B: white

ELITPCOP: Cover

#### DIMENSIONS

Weight:	51 lb
Width (inches):	39"
Depth (inches):	95"-114"-134"
Height (inches):	29"



# Essence

## ESSTPI

### DINING TABLE 87" WIDE WITH FROSTED MATT TEMPERED GLASS

#### FINISHES GROUP 3

##### FRAME

Stainless Steel  
I1

##### TOP

Frosted matt tempered glass

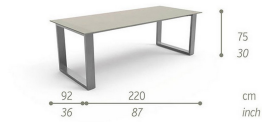
To order the item please use the following codes:

ESSTPI: Stainless steel

ESSTPICOP: Cover

#### DIMENSIONS

Weight: 118 lb  
Width (inches): 36"  
Depth (inches): 87"  
Height (inches): 30"



complete list of versions/options also visible on our price list and on [ad.dzineelements.com](http://ad.dzineelements.com)

ESSTPI  
ESSTPAL  
ESSTP



## ESSTPAL

### DINING TABLE 106" WIDE

#### FINISHES GROUP 3

##### FRAME

Aluminum  
A12

To order the item please use the following codes:

ESSTPAL: white

ESSTPALCOP: Cover

#### DIMENSIONS

Weight: 73 lb  
Width (inches): 40"  
Depth (inches): 106"  
Height (inches): 30"



## ESSTP

### DINING TABLE 87" WIDE

#### FINISHES GROUP 3

##### FRAME

Aluminum  
A12

##### TOP

Teak  
L2

To order the item please use the following codes:

ESSTP: white

ESSTPCOP: Cover

#### DIMENSIONS

Weight: 40 lb  
Width (inches): 36"  
Depth (inches): 87"  
Height (inches): 30"



Cini Boeri

# Filu' Table



## THIS FILU' TABLE IS THE SMALLEST OF THE THREE TABLE DESIGNS

Filu' can double as a tiny coffee table when alone or a book shelf when stacked upon one another. With a variety of color schemes and table top options Filu' is not only versatile in its design functions but, in its design personality as well.

# Filu' Table

2268

## SMALL TABLE 17X19.25" (MDF LACQUERED)

### FINISHES GROUP 7

#### FRAME FINISHES

Laquered metal: black, white

Optional laquered colors (+ \$295.00): yellow RAL 1032, laguna RAL 6034, red RAL 3020, ruby red 3003, blue RAL 5010, dark blue RAL 5011

#### TABLE TOP

MDF laquered: white, black

Option for MDF red (+ \$175.00): yellow RAL 1032, laguna RAL 6034, red RAL 3020, ruby red RAL 3003, blue RAL 5010, dark blue RAL 5011

### DIMENSIONS

Weight:	11,02 lb
Width (inches):	19.25"
Depth (inches):	17"
Height (inches):	13"



complete list of versions/options also visible on our price list and on [ad.dzineelements.com](https://ad.dzineelements.com)

2268  
2389  
2392  
2266  
2390  
2393  
2267  
2391  
2394



2389

## SMALL TABLE 17X19.25" (MARBLE)

### FINISHES GROUP 7

#### FRAME FINISHES

Laquered metal: black, white

Optional laquered colors (+ \$295.00): yellow RAL 1032, laguna RAL 6034, red RAL 3020, ruby red 3003, blue RAL 5010, dark blue RAL 5011

#### TABLE TOP

Marble: carrara white, emperador, black marquina

### DIMENSIONS

Weight:	11,02 lb
Width (inches):	19.25"
Depth (inches):	17"
Height (inches):	13"



2392

## SMALL TABLE 17X19.25" (METAL)

### FINISHES GROUP 7

#### FRAME FINISHES

Laquered metal: black, white

Optional laquered colors (+ \$295.00): yellow RAL 1032, laguna RAL 6034, red RAL 3020, ruby red 3003, blue RAL 5010, dark blue RAL 5011

#### TABLE TOP

Metal: golden metal

### DIMENSIONS

Weight:	11,02 lb
Width (inches):	19.25"
Depth (inches):	17"
Height (inches):	13"





# Fizzz

## FIZ040

### COFFEE TABLE

#### FINISHES GROUP 4

Polyethylene Standard: FB, FC, FD, FE, FG, FH, FR, FT

Polyethylene Lighting: LA

Polyethylene Lacquered: QA/MF, QB/MQ, QC/MP, QD/MN, QG/MK, QH/MI, QM/MY, QO/MZ, QR/MW, QS/MX

To order the item please use the following codes:

SD FIZ040: Polyethylene Standard

LP FIZ040: Polyethylene Lighting (indoor use only)

SL FIZ040: Polyethylene Lacquered

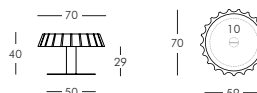


#### DIMENSIONS

Weight: 28.66 lb

Height (inches): 15.75"

Diameter (inches): 27.5"



complete list of versions/options also visible on our price list and on [ad.dzineelements.com](http://ad.dzineelements.com)

FIZ040

FIZ070

FIZ110

## FIZ070

### LOW TABLE

#### FINISHES GROUP 4

Polyethylene Standard: FB, FC, FD, FE, FG, FH, FR, FT

Polyethylene Lighting: LA

Polyethylene Lacquered: QA/MF, QB/MQ, QC/MP, QD/MN, QG/MK, QH/MI, QM/MY, QO/MZ, QR/MW, QS/MX

To order the item please use the following codes:

SD FIZ070: Polyethylene Standard

LP FIZ070: Polyethylene Lighting (indoor use only)

SL FIZ070: Polyethylene Lacquered

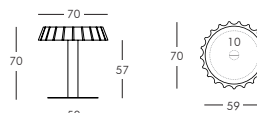


#### DIMENSIONS

Weight: 33.07 lb

Height (inches): 27.56"

Diameter (inches): 27.5"



## FIZ110

### HIGH TABLE

#### FINISHES GROUP 4

Polyethylene Standard: FB, FC, FD, FE, FG, FH, FR, FT

Polyethylene Lighting: LA

Polyethylene Lacquered: QA/MF, QB/MQ, QC/MP, QD/MN, QG/MK, QH/MI, QM/MY, QO/MZ, QR/MW, QS/MX

To order the item please use the following codes:

SD FIZ110: Polyethylene Standard

LP FIZ110: Polyethylene Lighting (indoor use only)

SL FIZ110: Polyethylene Lacquered

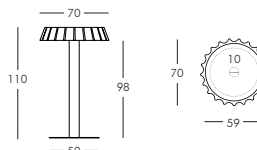


#### DIMENSIONS

Weight: 37.48 lb

Height (inches): 43.31"

Diameter (inches): 25.7"



# Float

## FLOATCIRO

COFFEE TABLE 34" WIDE WITH FOUR  
LEGS CONNECTED AT THE BASE

### FINISHES GROUP 3

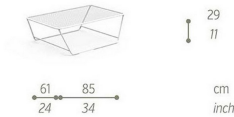
#### FRAME

Steel  
M1  
M2

To order the item please use the following  
codes:  
FLOATCIRO-9003: white  
FLOATCIRO-GR: Graphite

### DIMENSIONS


Weight: 9 lb  
Width (inches): 24"  
Depth (inches): 33"  
Height (inches): 11"



complete list of  
versions/options  
also visible on  
our price list and on  
[ad.dzineelements.com](http://ad.dzineelements.com)

FLOATCIRO

GROUP  
3



## GARDEN TABLE

Gino is the perfect garden table that allows to organise dinners and lunches directly outdoors. The size of this item, able to seat up to 4 people, is ideal for any kind of space. The opaque glass top is a classy detail that stylishly deco-



# Gino

GIN070

TABLE IN POLYETHYLENE, MATT OR LACQUERED, AND TEMPERED GLASS

FINISHES GROUP 4

Polyethylene Standard: FB, FC, FD, FE, FG, FH, FR, FT

Polyethylene Lacquered: QA/MF, QB/MQ, QC/MP, QD/MN, QG/MK, QH/MI, QM/MY, QO/MZ, QR/MW, QS/MX

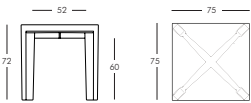
To order the item please use the following codes:

SD GIN070: Polyethylene Standard

SL GIN070: Polyethylene Lacquered

DIMENSIONS

Weight:	51.8 lb
Width (inches):	29.5"
Depth (inches):	29.5"
Height (inches):	28.3"



complete list of versions/options also visible on our price list and on [ad.dzineelements.com](http://ad.dzineelements.com)

GIN070





Nicola Gallizia

# Hold On Side Table



## STEAM BENT BEECH WOOD COFFEE TABLE

This table completes and enriches the company's first line of upholstered pieces with sumptuous elegance. The folding structure in ash wood post has a round top available in such precious materials as "Emperador Brown" marble. The top, also available in glass and in versatile variations of lacquered wood, enables this element to adapt to any style, from the warmest and most refined rooms to those of rigorous architectural designs.





# Hold On Side Table

TVHOLDLGN

**STEAM BENT BEECH WOOD COFFEE  
TABLE WITH WOODEN TOP**

**FINISHES GROUP 6**

**FRAME FINISHES**

Wood: B01, B02, B03, B04

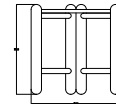
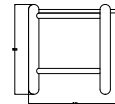
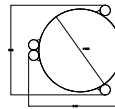
**TOP FINISHES**

Wood



## DIMENSIONS

Weight:	13,23 lb
Width (inches):	21,2"
Depth (inches):	21,2"
Height (inches):	20,4"



complete list of  
versions/options  
also visible on  
our price list and on  
[ad.dzineelements.com](https://ad.dzineelements.com)

TVHOLDLGN  
TVHOLDLGM  
TVHOLDLGV

TVHOLDLGM

**STEAM BENT BEECH WOOD COFFEE  
TABLE WITH MARBLE TOP**

**FINISHES GROUP 6**

**FRAME FINISHES**

Wood: B01, B02, B03, B04

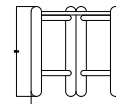
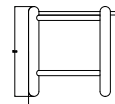
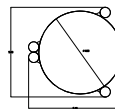
**TOP FINISHES**

Marble



## DIMENSIONS

Weight:	35,27 lb
Width (inches):	21,2"
Depth (inches):	21,2"
Height (inches):	20,4"



TVHOLDLGV

**STEAM BENT BEECH WOOD COFFEE  
TABLE WITH GLASS TOP**

**FINISHES GROUP 6**

**FRAME FINISHES**

Wood: B01, B02, B03, B04

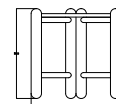
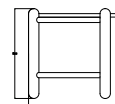
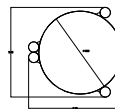
**TOP FINISHES**

Glass



## DIMENSIONS

Weight:	19,84 lb
Width (inches):	21,2"
Depth (inches):	21,2"
Height (inches):	20,4"



Marc Sadler

# Hopla rectangular



## TABLE

Table with rectangular top in HPL.



# Hoplà rectangular top

HOQ113

## HIGH TABLE WITH RECTANGULAR TOP IN HPL

### FINISHES GROUP 4

Polyethylene Standard: FB, FC, FD, FE, FG, FH, FR, FT

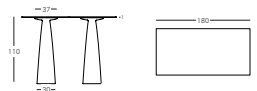
Polyethylene Lighting: LA

Polyethylene Lacquered: QA/MF, QB/MQ, QC/MP, QD/MN, QG/MK, QH/MI, QM/MY, QO/MZ, QR/MW, QS/MX

Top HPL: white

### DIMENSIONS

Weight:	77.1 lb
Width (inches):	70.9"
Depth (inches):	31.1"
Height (inches):	43.3"



complete list of versions/options also visible on our price list and on [ad.dzineelements.com](http://ad.dzineelements.com)

HOQ113

ZAV040

ZAV025

To order the item please use the following codes:

SD HOQ113: Polyethylene Standard

LP HOQ113: Polyethylene Lighting (for indoor use only)

SL HOQ113: Polyethylene Lacquered



ZAV040

## BASE FOR HOPLÀ

### FINISHES GROUP 4

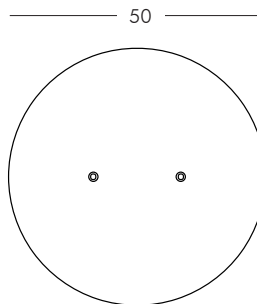
metal laquered: white (RAL 9010)

To order the item please use the following codes:

SD ZAV040: metal laquered

### DIMENSIONS

Weight:	27.5 lb
Diameter (inches):	19.7"



ZAV025

## COUNTERWEIGHT

### FINISHES GROUP 4

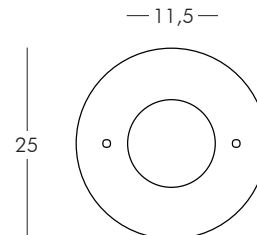
metal laquered: white (RAL 9010)

To order the item please use the following codes:

SD ZAV025: metal laquered

### DIMENSIONS

Weight:	7.7 lb
Height (inches):	0.4"
Diameter (inches):	9.8"



# Hopla round



## TABLE

Table with round top in HPL.



# Hoplà round top

HOR071

**LOW TABLE WITH ROUND TOP IN HPL,  
Ø 27.2"**

## FINISHES GROUP 4

Polyethylene Standard: FB, FC, FD, FE, FG, FH, FR, FT

Polyethylene Lighting: LA

Polyethylene Lacquered: QA/MF, QB/MQ, QC/MP, QD/MN, QG/MK, QH/MI, QM/MY, QO/MZ, QR/MW, QS/MX

Top HPL: white

To order the item please use the following codes:

SD HOR071: Polyethylene Standard

LP HOR071: Polyethylene Lighting (for indoor use only)

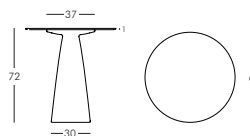
SL HOR071: Polyethylene Lacquered

## DIMENSIONS

Weight: 24.2 lb

Height (inches): 28.3"

Diameter (inches): 27.2"



complete list of versions/options also visible on our price list and on [ad.dzineelements.com](http://ad.dzineelements.com)

HOR071

HOR072

HOR073

HOR111

HOR112



HOR072

**LOW TABLE WITH ROUND TOP IN HPL,  
Ø 31.1"**

## FINISHES GROUP 4

Polyethylene Standard: FB, FC, FD, FE, FG, FH, FR, FT

Polyethylene Lighting: LA

Polyethylene Lacquered: QA/MF, QB/MQ, QC/MP, QD/MN, QG/MK, QH/MI, QM/MY, QO/MZ, QR/MW, QS/MX

Top HPL: white

To order the item please use the following codes:

SD HOR072: Polyethylene Standard

LP HOR072: Polyethylene Lighting (for indoor use only)

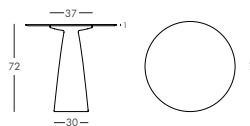
SL HOR072: Polyethylene Lacquered

## DIMENSIONS

Weight: 26.4 lb

Height (inches): 28.3"

Diameter (inches): 31.1"





Marc Sadler

# Hopla squared



## TABLE

Table with squared top in HPL.



# Hoplà square top

HOQ071

**LOW TABLE WITH SQUARED TOP IN  
HPL, 27.2" X 27.2"**

**FINISHES GROUP 4**

Polyethylene Standard: FB, FC, FD, FE, FG, FH, FR, FT

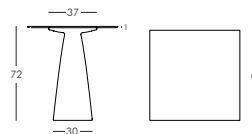
Polyethylene Lighting: LA

Polyethylene Lacquered: QA/MF, QB/MQ, QC/MP, QD/MN, QG/MK, QH/MI, QM/MY, QO/MZ, QR/MW, QS/MX

Top HPL: white

**DIMENSIONS**

Weight: 26.4 lb  
Width (inches): 27.2"  
Depth (inches): 27.2"  
Height (inches): 28.3"



complete list of  
versions/options  
also visible on  
our price list and on  
[ad.dzineelements.com](http://ad.dzineelements.com)

HOQ071

HOQ072

HOQ111

HOQ112

To order the item please use the following  
codes:

SD HOQ071: Polyethylene Standard

LP HOQ071: Polyethylene Lighting (for indoor  
use only)

SL HOQ071: Polyethylene Lacquered



HOQ072

**LOW TABLE WITH SQUARED TOP IN  
HPL, 31.1" X 31.1"**

**FINISHES GROUP 4**

Polyethylene Standard: FB, FC, FD, FE, FG, FH, FR, FT

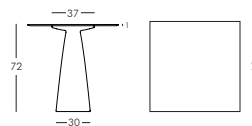
Polyethylene Lighting: LA

Polyethylene Lacquered: QA/MF, QB/MQ, QC/MP, QD/MN, QG/MK, QH/MI, QM/MY, QO/MZ, QR/MW, QS/MX

Top HPL: white

**DIMENSIONS**

Weight: 30.9 lb  
Width (inches): 31.1"  
Depth (inches): 31.1"  
Height (inches): 28.3"



To order the item please use the following  
codes:

SD HOQ072: Polyethylene Standard

LP HOQ072: Polyethylene Lighting (for indoor  
use only)

SL HOQ072: Polyethylene Lacquered



Alma Design

**Inka****TABLE WITH MELAMINE TOP IN VARIOUS SIZES**

Folding table with locking security. 1.07" top with impact-resistant PVC borders. Adjustable feet or planarity. Epoxy powder painting or chromed finish. Perfectly stackable. Available in different size color and surface variants.

**ACCESSORIES**

Trolley for moving tables.

# Inka

3550\_1

TABLE WITH MELAMINE TOP 55.11" X 31.50"

FINISHES GROUP 1

TOP FINISHES

Melamine: B, BL, C, L, M, N, O, OG, R, T, VL, RG, RS, W

FRAME FINISHES

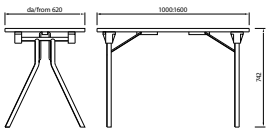
Metal: VN, VA

Chrome: CR



DIMENSIONS

Weight:	66.14 lb
Width (inches):	31.50"
Depth (inches):	55.12"
Height (inches):	29.21"



complete list of versions/options also visible on our price list and on [ad.dzineelements.com](http://ad.dzineelements.com)

3550\_1  
3550\_2  
3550\_3  
3550\_4  
3550\_5

3550\_2

TABLE WITH MELAMINE TOP 66.99" X 31.50"

FINISHES GROUP 1

TOP FINISHES

Melamine: B, BL, C, L, M, N, O, OG, R, T, VL, RG, RS, W

FRAME FINISHES

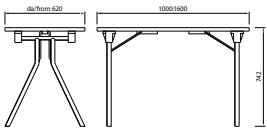
Metal: VN, VA

Chrome: CR



DIMENSIONS

Weight:	72.75 lb
Width (inches):	31.50"
Depth (inches):	62.99"
Height (inches):	29.21"



3550\_3

TABLE WITH MELAMINE TOP 47.24" X 31.50"

FINISHES GROUP 1

TOP FINISHES

Melamine: B, BL, C, L, M, N, O, OG, R, T, VL, RG, RS, W

FRAME FINISHES

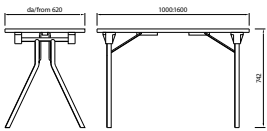
Metal: VN, VA

Chrome: CR



DIMENSIONS

Weight:	61.73 lb
Width (inches):	31.50"
Depth (inches):	47.24"
Height (inches):	29.21"





Marc Sadler

# Kami Ni



## GLASS TOP TABLE

Kami Ni is designed by French designer Marc Sadler, and belongs to the new KAMI collection. The KAMI Ni table takes inspiration from the Japanese origami tradition and is supplied with a glass top. Thanks to its unique shape it perfectly combines with all the KAMI products. The KAMI family is modular, allowing the freedom to adapt single items into countless solutions suitable for any indoor or outdoor space.



# Kami Ni

KNIO35

COFFEE TABLE

FINISHES GROUP 4

Polyethylene Standard: FB, FC, FD, FE, FG, FH, FR, FT

Polyethylene Lighting: LA  
Polyethylene Lacquered: QA/MF, QB/MQ, QC/MP, QD/MN, QG/MK, QH/MI, QM/MY, QO/MZ, QR/MW, QS/MX

To order the item please use the following codes:

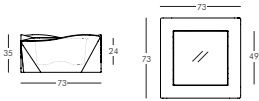
SD KNIO35: Polyethylene Standard

LP KNIO35: Polyethylene Lighting

SL KNIO35: Polyethylene Lacquered

DIMENSIONS

Weight:	35.2 lb
Width (inches):	28.7"
Depth (inches):	28.7"
Height (inches):	13.7"



complete list of  
versions/options  
also visible on  
our price list and on  
[ad.dzineelements.com](http://ad.dzineelements.com)

KNIO35



Bruno Houssin

# Kanal



## DESK

Kanal is a luminous work station designed by Bruno Houssin for SLIDE. It is characterized by soft lines and a scenographic yet modern visual impact. Originally designed for contemporary offices, Kanal is a desk with ample shelving along with a PC compartment. It's also ideal as a reception desk for temporary exhibitions or events. Its slender size and elegant lines offer a convenient and practical solution for small work spaces. It can be used outdoors and customised with specific logos or images.



# Kanal

KAN090

**DESK IN POLYETHYLENE**

**FINISHES GROUP 4**

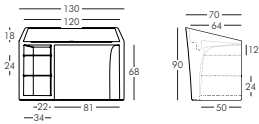
Polyethylene Standard: FB, FC, FD, FE, FG, FH, FR, FT

Polyethylene Lighting: LA  
Polyethylene Lacquered: QA/MF, QB/MQ, QC/MP, QD/MN, QG/MK, QH/MI, QM/MY, QO/MZ, QR/MW, QS/MX

To order the item please use the following codes:  
SD KAN090: Polyethylene Standard  
LP KAN090: Polyethylene Lighting (indoor use only)  
SL KAN090: Polyethylene Lacquered

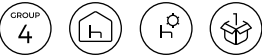
**DIMENSIONS**

Weight:	112.4 lb
Width (inches):	51.2"
Depth (inches):	27.5"
Height (inches):	35.4"



complete list of versions/options also visible on our price list and on [ad.dzineelements.com](http://ad.dzineelements.com)

KAN090



# Kubo



## MULTIFUNCIONAL CUBE

The soft, sensual light of a white Kubo immediately creates an ultra-modern lounge atmosphere. As well as a lamp, Kubo can also serve as a stool, a side table or a nightstand, thanks to its extreme solidity, its size and the various plexiglass or steel tops it can come with.

# Kubo inox

CUP040

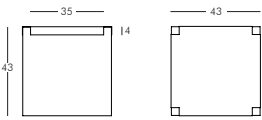
COFFEE TABLE IN POLYETHYLENE,  
LIGHTING, TOP IN INOX STEEL

FINISHES GROUP 4

Polyethylene Lighting: LA  
Polyethylene Lighting LED: LA  
Top Steel inox: silver inox

DIMENSIONS

Weight:	11 lb
Width (inches):	16.9"
Depth (inches):	16.9"
Height (inches):	16.9"



complete list of  
versions/options  
also visible on  
our price list and on  
[ad.dzineelements.com](http://ad.dzineelements.com)

CUP040

To order the item please use the following  
codes:  
LB CUP040: Polyethylene Lighting LED  
LP CUP040: Polyethylene Lighting





# Kubo



## MULTIFUNCIONAL CUBE

The soft, sensual light of a white Kubo immediately creates an ultra-modern lounge atmosphere. As well as a lamp, Kubo can also serve as a stool, a side table or a nightstand, thanks to its extreme solidity, its size and the various plexiglass or steel tops it can come with.

# Kubo plexi

CUP041

**COFFEE TABLE IN POLYETHYLENE,  
LIGHTING, TOP IN PLEXIGLASS**

**FINISHES GROUP 4**

Polyethylene Lighting: LA  
Polyethylene Lighting LED: LA  
Top Plexiglass: orange fluo

**DIMENSIONS**

Weight:	11 lb
Width (inches):	16.9"
Depth (inches):	16.9"
Height (inches):	16.9"



complete list of  
versions/options  
also visible on  
our price list and on  
[ad.dzineelements.com](http://ad.dzineelements.com)

CUP041

To order the item please use the following  
codes:

LB CUP041: Polyethylene Lighting LED  
LP CUP041: Polyethylene Lighting



Martin Ballendat

**COFFEE TABLE WITH METAL FRAME**

Metal frame and padding in cold-moulded fire retardant polyurethane foam covered with fibre wadding; fixed cover; revolving base stainless steel satin finished; tops of the coffee tables in glass or plywood veneered or laminated. Only with elastic upholst



L@P9-GL-050-0

**SMALL COFFEE TABLE WITH GLASS TOP**

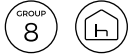
**FINISHES GROUP 8**

**BASE**

Stainless steel satin finished

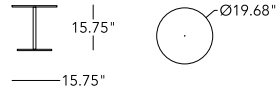
**TOP**

Tempered clear glass



**DIMENSIONS**

Weight: 15 lb  
Width (inches): 15,75"  
Height (inches): 15,75"  
Diameter (inches): 19,69"



complete list of  
versions/options  
also visible on  
our price list and on  
[ad.dzineelements.com](http://ad.dzineelements.com)

L@P9-GL-050-0

L@P9-GL-080-0

L@P9-SH-050-0

L@P9-SH-080-0

L@P9-GL-080-0

**LARGE COFFEE TABLE WITH GLASS TOP**

**FINISHES GROUP 8**

**BASE**

Stainless steel satin finished

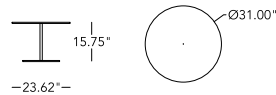
**TOP**

Tempered clear glass



**DIMENSIONS**

Weight: 25 lb  
Width (inches): 23,62"  
Height (inches): 15,75"  
Diameter (inches): 31,5"



L@P9-SH-050-0

**SMALL COFFEE TABLE WITH PLYWOOD TOP**

**FINISHES GROUP 8**

**BASE**

Stainless steel satin finished

**TOP**

Wood: R1, R4, stained cherrywood



**DIMENSIONS**

Weight: 13 lb  
Width (inches): 15,75"  
Height (inches): 16,14"  
Diameter (inches): 19,69"

L@P9-SH-080-0

**LARGE COFFEE TABLE WITH PLYWOOD TOP**

**FINISHES GROUP 8**

**BASE**

Stainless steel satin finished

**TOP**

Wood: R1, R4, stained cherrywood



**DIMENSIONS**

Weight: 19 lb  
Width (inches): 23,62"  
Height (inches): 16,14"  
Diameter (inches): 31,5"

SLIDE Studio

# Little table



## LUMINOUS LOW TABLE

Little Table is a luminous low table featuring rounded lines and bold colours. Little Table is the perfect choice for areas with a playful soul, such as children's bedrooms. Little Table, like all SLIDE products, is made of polyethylene by means of rotational moulding.



# Little table

PUF002

## COFFEE TABLE

### FINISHES GROUP 4

Polyethylene Standard: FB, FC, FD, FE, FG, FH, FR, FT

Polyethylene Lighting: LA, LB, LC, LD, LL, LR, LS

Polyethylene Lacquered: QA/MF, QB/MQ, QC/MP, QD/MN, QG/MK, QH/MI, QM/MY, QO/MZ, QR/MW, QS/MX

To order the item please use the following codes:

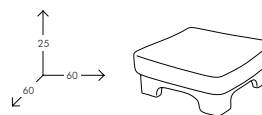
SD PUF002: Polyethylene Standard

LP PUF002: Polyethylene Lighting (for indoor use only)

SL PUF002: Polyethylene Lacquered

## DIMENSIONS

Weight:	8.8 lb
Width (inches):	23.6"
Depth (inches):	23.6"
Height (inches):	9.8"



complete list of  
versions/options  
also visible on  
our price list and on  
[ad.dzineelements.com](http://ad.dzineelements.com)

PUF002



Alma Design

# Logiko



## TABLE WITH ADJUSTABLE FEET

Table, ideal for public spaces, schools and canteens. Legs in polypropylene removable, non-toxic colors. Possibility to create many compositions at will thanks to the combination of multiple legs together: square, rectangular, trapezoidal, hexagonal tops in different materials. Available in different size color and surface variants.

### ACCESSORIES

Nylon linking devices.

Extension for height available.

# Logiko

3530\_1

## TABLE WITH ADJUSTABLE FEET AND TOP 313.50" X 31.50"

### FINISHES GROUP 1

#### TOP FINISHES

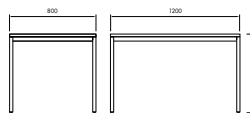
Melamine: B, BL, C, L, M, N, O, OG, R, T, VL, RG, RS, W

#### FRAME FINISHES

Polypropylene: G, N

### DIMENSIONS

Weight: 26.46 lb  
Width (inches): 31.50"  
Depth (inches): 31.50"  
Height (inches): 28.23"



complete list of  
versions/options  
also visible on  
our price list and on  
[ad.dzineelements.com](http://ad.dzineelements.com)

3530\_1

3530\_2

S353

3530\_2

## TABLE WITH ADJUSTABLE FEET AND TOP 47.24" X 31.50"

### FINISHES GROUP 1

#### TOP FINISHES

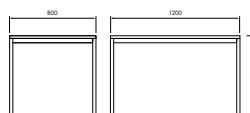
Melamine: B, BL, C, L, M, N, O, OG, R, T, VL, RG, RS, W

#### FRAME FINISHES

Polypropylene: G, N

### DIMENSIONS

Weight: 41.89 lb  
Width (inches): 31.50"  
Depth (inches): 47.24"  
Height (inches): 28.23"



S353

## COLOR PP TABLE KIT WITH ADJUSTABLE FEET (4 LEGS)

### FINISHES GROUP 1

#### FRAME FINISHES

Polypropylene: G, N

### DIMENSIONS

Weight: 6.61 lb  
Height (inches): 28.23"



Paola Navone

COMPLETE TABLES

# Low Lita



## GLASS TOP TABLE

Low Lita Table is the new table designed by Paola Navone that completes the Low Lita family of the SLIDE collection. The organic shape of the glass top, combined with the fun lines of the supporting legs, makes this table a young and playful design product. Practical and easy to use in outdoor spaces such as gardens and terraces, Low Lita Table gains an undisputed leading role both in private and public spaces.

# Low Lita

LLT035

**COFFE TABLE**

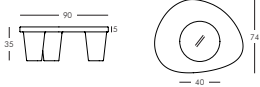
**FINISHES GROUP 4**

Polyethylene Standard: FB, FC, FD, FE, FG, FH, FR, FT  
Polyethylene Lacquered: QA/MF, QB/MQ, QC/MP, QD/MN, QG/MK, QH/MI, QM/MY, QO/MZ, QR/MW, QS/MX

To order the item please use the following codes:  
SD LLT035: Polyethylene Standard  
SL LLT035: Polyethylene Lacquered

**DIMENSIONS**

Weight:	22 lb
Width (inches):	35.4"
Depth (inches):	29.1"
Height (inches):	13.8"



complete list of versions/options also visible on our price list and on [ad.dzineelements.com](http://ad.dzineelements.com)

LLT035





Vico Magistretti

# Magistretti 0302



## STEAM BENT BEECH WOOD TABLE WITH BACK-PAINTED WHITE GLASS TOP

Support structure in solid beech with round section elements. The base is made up of three legs intersected by two hoops of the same diameter. The top is in back-painted white glass



# Magistretti 0302

TVMAGILGV

**STEAM BENT BEECH WOOD TABLE  
WITH GLASS TOP**

**FINISHES GROUP 6**

**FRAME FINISHES**

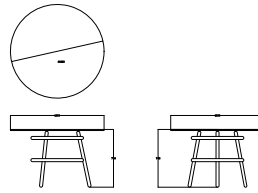
Wood: B01  
Classic: C01 - RAL 9005, C02 - RAL 9010  
Contemporary: D10 - RAL 3000

**TOP FINISHES**

White back-painted glass

## DIMENSIONS

Weight: 66,1 lb  
Width (inches): 42,2"  
Depth (inches): 42,2"  
Height (inches): 29,1"



complete list of  
versions/options  
also visible on  
our price list and on  
[ad.dzineelements.com](http://ad.dzineelements.com)

TVMAGILGV



# Maiorca

## MCATP1

### DINING TABLE 60" WIDE WITH FROSTED PAINTED GLOSSY TEMPERED GLASS

#### FINISHES GROUP 10

##### FRAME

Aluminum  
A12  
A13

##### TOP

Frosted glossy tempered glass

To order the item please use the following  
codes:

MCATP1-wgw: White glass white

MCATP1COP: Cover



#### DIMENSIONS

Weight: 51 lb  
Width (inches): 35"  
Depth (inches): 60"  
Height (inches): 30"



complete list of  
versions/options  
also visible on  
our price list and on  
[ad.dzineelements.com](http://ad.dzineelements.com)

MCATP1  
MCATC  
MCAT7080  
MCAT120  
MCAT6070

## MCATC

### COFFEE TABLE 35" WIDE WITH TEMPERED GLASS AND NO LEGS

#### FINISHES GROUP 10

##### FRAME

Aluminum  
A12  
A13  
Textile  
T1  
T2

##### TOP

Tempered glass

To order the item please use the following  
codes:

MCATC-T: dove color


MCATC-B: white

MCATCCOP: Cover



#### DIMENSIONS

Weight: 12 lb  
Width (inches): 20"  
Depth (inches): 35"  
Height (inches): 12"



## MCAT7080

### TABLE 32" WIDE WITH ONE LEG

#### FINISHES GROUP 10

##### FRAME

Aluminum  
A12

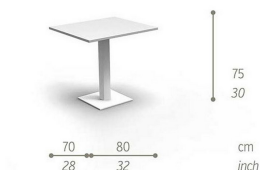
To order the item please use the following  
codes:

MCAT7080: white



#### DIMENSIONS

Weight: 22 lb  
Width (inches): 31"  
Depth (inches): 28"  
Height (inches): 30"



Alma Design

# Malèna



## TABLE WITH TOP IN MDF AND ROUND BASE

Table in lacquered steel, glossy or matte finish. Turned round base available in three different sizes. Tops in MDF with 45° profile and shaped corners in various sizes. Available in different size color and surface variants.



# Malèna

3010\_1

**TABLE WITH SQUARED TOP 23.62" X 23.62" H 29.13"**

**FINISHES GROUP 1**

**TOP FINISHES**

Laminated polished: B, N  
Laminated matt: B, N

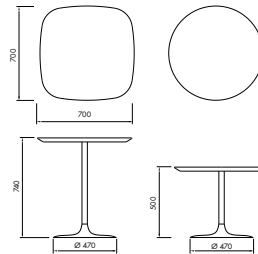
**FRAME FINISHES**

Metal: VB, VB1, VN, VNO



## DIMENSIONS

Weight: 92.59 lb  
Width (inches): 23.62"  
Depth (inches): 23.62"  
Height (inches): 29.13"



complete list of  
versions/options  
also visible on  
our price list and on  
[ad.dzineelements.com](http://ad.dzineelements.com)

3010\_1  
3010\_2  
3010\_3  
3010\_4  
3010H1\_1  
3010H1\_2  
3010H5\_1  
3010H5\_2  
3010H5\_3  
3010H5\_4  
3011\_1  
3011\_2  
3012  
3013\_1  
3013\_2  
3014  
S3510H110  
S3510H50  
S3510H71  
S3511  
S3512

3010\_2

**TABLE WITH ROUND TOP 23.62"Ø, H 29.13"**

**FINISHES GROUP 1**

**TOP FINISHES**

Laminated polished: B, N  
Laminated matt: B, N

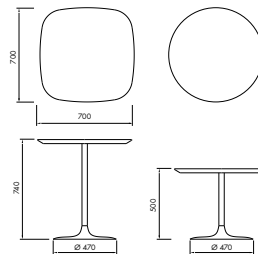
**FRAME FINISHES**

Metal: VB, VB1, VN, VNO



## DIMENSIONS

Weight: 92.59 lb  
Height (inches): 29.13"  
Diameter (inches): 23.62"



3010\_3

**TABLE WITH SQUARED TOP 27.56" X 27.56" H 29.13"**

**FINISHES GROUP 1**

**TOP FINISHES**

Laminated polished: B, N  
Laminated matt: B, N

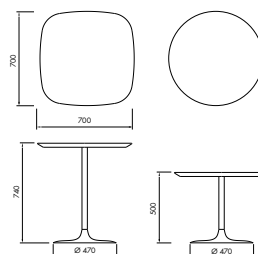
**FRAME FINISHES**

Metal: VB, VB1, VN, VNO



## DIMENSIONS

Weight: 101.41 lb  
Width (inches): 27.56"  
Depth (inches): 27.56"  
Height (inches): 29.13"



3010\_4

**TABLE WITH ROUND TOP 27.56"Ø, H 29.13"**

**FINISHES GROUP 1**

**TOP FINISHES**

Laminated polished: B, N  
Laminated matt: B, N

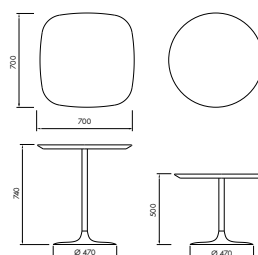
**FRAME FINISHES**

Metal: VB, VB1, VN, VNO



## DIMENSIONS

Weight: 101.41 lb  
Height (inches): 29.13"  
Diameter (inches): 27.56"





Claesson Koivisto Rune

# Mangold



## COFFEE TABLE

Versatile chairs, lounges, and other furniture.  
Structure: metal; Springing: elastic straps;  
Frame Upholstery: shaped polyurethane with differentiated density/polyester slip cover;  
Backrest Cushions Upholstery: feather goose down/downproof fabric; Feet: black lacquered metal and protective black nylon glides; Cover; fabric.

# Mangold

3288

## FURNITURE ARMREST

### FINISHES GROUP 7

#### FRAME FINISHES

Wood: wengè, oak, chocolate stained ash

#### TOP

Marble: marble white Carrara, emperador

MDF laquered colors: white RAL 9010, black RAL 9005

Options for lacquered version (+ \$295.00):  
burnished, dark blue RAL 5011

#### FRONT PART OF THE DRAWER

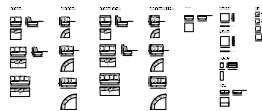
Metal white RAL9010, black RAL9005

Options for lacquered versions (+ \$295.00):  
burnished, dark blue RAL 5011



## DIMENSIONS

Width (inches): 12,75"  
Depth (inches): 35,5"  
Height (inches): 19,75"



complete list of  
versions/options  
also visible on  
our price list and on  
[ad.dzineelements.com](http://ad.dzineelements.com)

3288

3289

3289

## SMALL VERSATILE TABLE

### FINISHES GROUP 7

#### FRAME FINISHES

Wood: wengè, oak, chocolate stained ash

#### TOP

Marble: marble white Carrara, emperador

MDF laquered colors: white RAL 9010, black RAL 9005

Options for lacquered version (+ \$295.00):  
burnished, dark blue RAL 5011

#### FRONT PART OF THE DRAWER

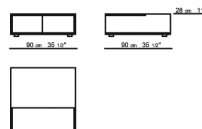
Metal white RAL9010, black RAL9005

Options for lacquered versions (+ \$295.00):  
burnished, dark blue RAL 5011



## DIMENSIONS

Width (inches): 35,5"  
Depth (inches): 35,5"  
Height (inches): 11"



Daniele Lo Scalzo Moscheri

# Marnie



## TABLE WITH 3 OR 4 LEGS, TOP IN DIFFERENT SIZES

Table with structure in solid ash wood, stained or lacquered. Legs with special processing sidecut of the woods. Available with round, square or rectangular top. MDF lacquered or raw.



# Marnie

3650\_1

**3 LEGS ASH TABLE, ROUND TOP 43.31"**  
Ø

**FINISHES GROUP 1**

**TOP FINISHES**

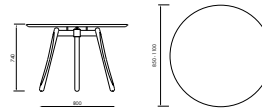
MDF: GR, LE05

Wood: LE05, LE10, LE11, LE12



## DIMENSIONS

Weight: 63.93 lb  
Height (inches): 29.13"  
Diameter (inches): 43.31"



complete list of  
versions/options  
also visible on  
our price list and on  
[ad.dzineelements.com](http://ad.dzineelements.com)

3650\_1

3650\_2

3651\_1

3651\_2

3652

3653

3650\_2

**3 LEGS ASH TABLE, ROUND TOP 33.46"**  
Ø

**FINISHES GROUP 1**

**TOP FINISHES**

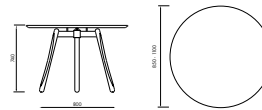
MDF: GR, LE05

Wood: LE05, LE10, LE11, LE12



## DIMENSIONS

Weight: 57.32 lb  
Height (inches): 29.13"  
Diameter (inches): 33.46"



3651\_1

**4 LEGS ASH TABLE, SQUARE TOP DIM.**  
**33.46" X 33.46"**

**FINISHES GROUP 1**

**TOP FINISHES**

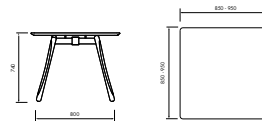
MDF: GR, LE05

Wood: LE05, LE10, LE11, LE12



## DIMENSIONS

Weight: 57.32 lb  
Width (inches): 33.46"  
Depth (inches): 33.46"  
Height (inches): 29.13"



3651\_2

**4 LEGS ASH TABLE, SQUARE TOP DIM.**  
**37.40" X 37.40"**

**FINISHES GROUP 1**

**TOP FINISHES**

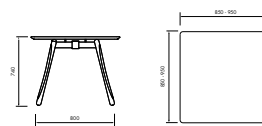
MDF: GR, LE05

Wood: LE05, LE10, LE11, LE12



## DIMENSIONS

Weight: 61.73 lb  
Width (inches): 37.40"  
Depth (inches): 37.40"  
Height (inches): 29.13"



Alma Design

# Metriko

**TABLE, WITH MATT LAMINATED TOP AND LEGS IN DIFFERENT SIZE AND SHAPE**

Table for public buildings, canteens and schools. Very robust structure with legs 40x40 mm, dismountable. Epoxy powder painting or chromed finish. Perfectly alignable to create long lines or compositions. Square or rectangular tops in various sizes and thicknesses.

**ACCESSORIES**

Adjustable feet.



# Metriko

3520\_1

TABLE H 28.54" WITH MATT  
LAMINATED TOP 31.50" X 31.50"

FINISHES GROUP 1

TOP FINISHES

Laminated matt: B, BL, C, L, M, N, O, OG, R, T,  
VL, RG, RS, W

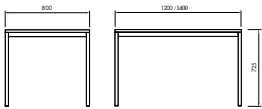
FRAME FINISHES

Metal: VB, VN, VA  
Chrome: CR



DIMENSIONS

Weight: 57.32 lb  
Width (inches): 31.50"  
Depth (inches): 31.50"  
Height (inches): 28.54"



complete list of  
versions/options  
also visible on  
our price list and on  
[ad.dzineelements.com](http://ad.dzineelements.com)

- 3520\_1
- 3520\_2
- 3520\_3
- 3520\_4a
- 3520\_4b
- 3520\_5a
- 3520\_5b
- 3520\_6a
- 3520\_6b
- S3520\_1
- S3520\_2
- S3520\_3
- S3520\_4
- S3520\_5
- S3520\_6
- S3520\_7

3520\_2

TABLE H 28.54" WITH MATT  
LAMINATED TOP 47.24" X 31.50"

FINISHES GROUP 1

TOP FINISHES

Laminated matt: B, BL, C, L, M, N, O, OG, R, T,  
VL, RG, RS, W

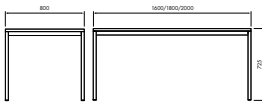
FRAME FINISHES

Metal: VB, VN, VA  
Chrome: CR



DIMENSIONS

Weight: 61.73 lb  
Width (inches): 47.24"  
Depth (inches): 31.50"  
Height (inches): 28.54"



3520\_3

TABLE H 28.54" WITH MATT  
LAMINATED TOP 55.12" X 31.50"

FINISHES GROUP 1

TOP FINISHES

Laminated matt: B, BL, C, L, M, N, O, OG, R, T,  
VL, RG, RS, W

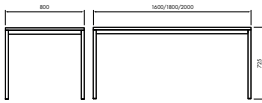
FRAME FINISHES

Metal: VB, VN, VA  
Chrome: CR



DIMENSIONS

Weight: 66.14 lb  
Width (inches): 55.12"  
Depth (inches): 31.50"  
Height (inches): 28.54"



Alma Design

# Mojito



## TABLE WITH TOP IN VARIOUS SIZES AND MATERIAL

Table in painted aluminum. Available in three different heights and tops in various sizes and materials.



# Mojito

3940\_1

**TABLE H 29.53" WITH MELAMINE TOP  
27.56" X 27.56"**

**FINISHES GROUP 1**

**TOP FINISHES**

Melamine: B, BL, C, L, M, N, O, OG, R, T, VL, RG, RS, W

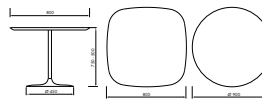
**FRAME FINISHES**

Metal: VB, VS, VT



## DIMENSIONS

Weight:	22.05 lb
Width (inches):	27.56"
Depth (inches):	27.56"
Height (inches):	29.53"



complete list of  
versions/options  
also visible on  
our price list and on  
[ad.dzineelements.com](https://ad.dzineelements.com)

3940\_1

3940\_2

3941

3942

S3940

S3941

S3942

3940\_2

**TABLE H 29.53" WITH COLORED RESYN  
TOP 27.56" X 27.56"**

**FINISHES GROUP 1**

**TOP FINISHES**

Resin: KA, KR, KT, B, M, N, ON, R, T, WR, PA

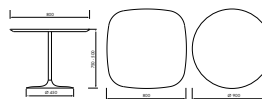
**FRAME FINISHES**

Metal: VB, VS, VT



## DIMENSIONS

Weight:	22.05 lb
Width (inches):	27.56"
Depth (inches):	27.56"
Height (inches):	29.53"



3941

**TABLE H 29.53" WITH MELAMINE TOP  
19.68 Ø**

**FINISHES GROUP 1**

**TOP FINISHES**

Melamine: B, BL, C, L, M, N, O, OG, R, T, VL, RG, RS, W

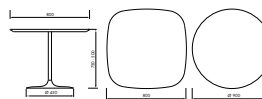
**FRAME FINISHES**

Metal: VB, VS, VT



## DIMENSIONS

Weight:	22.05 lb
Height (inches):	19.68"
Diameter (inches):	19.68"



3942

**TABLE H 29.53" WITH MELAMINE TOP  
43.31" Ø**

**FINISHES GROUP 1**

**TOP FINISHES**

Melamine: B, BL, C, L, M, N, O, OG, R, T, VL, RG, RS, W

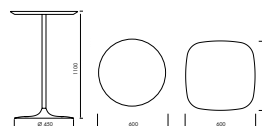
**FRAME FINISHES**

Metal: VB, VS, VT



## DIMENSIONS

Weight:	24.25 lb
Height (inches):	43.31"
Diameter (inches):	43.31"



Lorenz \* Kaz

# Montana



**COFFEE TABLE WITH TOP IN TEMPERED,  
TOUGHENDED CLEAR GLASS**

Elent pos expliquatum quame parchil iquam, omniet in nonet repudit  
volo minciis excerunditi bearunt

# Montana

MON9-GL-060-0

## SQUARED COFFEE TABLE WITH GLASS TOP

### FINISHES GROUP 8

#### LEGS

Wood: R1, R2, R3, R4,R5

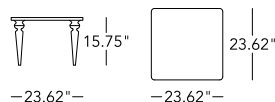
#### TOP

Tempered clear glass



#### DIMENSIONS

Weight: 0,1 lb  
Width (inches): 23,62"  
Depth (inches): 23,62"  
Height (inches): 15,75"



complete list of  
versions/options  
also visible on  
our price list and on  
[ad.dzineelements.com](http://ad.dzineelements.com)

MON9-GL-060-0

MON9-GL-100-0

MON9-SH-060-0

MON9-SH-100-0

MON9-GL-100-0

## RECTANGULAR COFFEE TABLE WITH GLASS TOP

### FINISHES GROUP 8

#### LEGS

Wood: R1, R2, R3, R4,R5

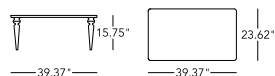
#### TOP

Tempered clear glass



#### DIMENSIONS

Weight: 0,15 lb  
Width (inches): 39,37"  
Depth (inches): 23,62"  
Height (inches): 15,75"



MON9-SH-060-0

## SQUARED COFFEE TABLE WITH PLYWOOD TOP

### FINISHES GROUP 8

#### LEGS

Wood: R1, R2, R3, R4,R5

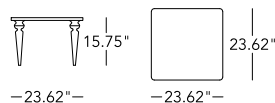
#### TOP

Tempered clear glass



#### DIMENSIONS

Weight: 0,1 lb  
Width (inches): 23,62"  
Depth (inches): 23,62"  
Height (inches): 15,75"



MON9-SH-100-0

## RECTANGULAR COFFEE TABLE WITH PLYWOOD TOP

### FINISHES GROUP 8

#### LEGS

Wood: R1, R2, R3, R4,R5

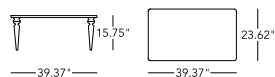
#### TOP

Tempered clear glass



#### DIMENSIONS

Weight: 0,15 lb  
Width (inches): 39,37"  
Depth (inches): 23,62"  
Height (inches): 15,75"





# New york

HKNYTAV001

## CORNER TABLE 22" WIDE

### FINISHES GROUP 10

#### FRAME

Wicker

W5

W6

#### TOP

Tempered glass

To order the item please use the following codes:

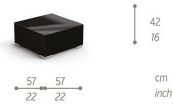
HKNYTAV001-D: Dark

HKNYTAV001-WW: White Washed

HKNYTAV001COP: Cover

### DIMENSIONS

Weight:	6 lb
Width (inches):	22"
Depth (inches):	22"
Height (inches):	17"



complete list of  
versions/options  
also visible on  
our price list and on  
[ad.dzineelements.com](https://ad.dzineelements.com)

HKNYTAV001

HKNYTAV002



HKNYTAV002

## COFFEE TABLE 44" WIDE

### FINISHES GROUP 10

#### FRAME

Wicker

W5

W6

#### TOP

Tempered glass

To order the item please use the following codes:


HKNYTAV002-D: Dark

HKNYTAV002-WW: White Washed

HKNYTAV002COP: Cover

### DIMENSIONS

Weight:	6 lb
Width (inches):	44"
Depth (inches):	34"
Height (inches):	17"



# Oblique

OBLTP80

**OBLIQUE TABLE H7431" WIDE**

**FINISHES GROUP 9**

**FRAME**

Steel

M1

M2

M3

M6

**DIMENSIONS**

Weight: 16 lb

Width (inches): 31"

Depth (inches): 31"

Height (inches): 29"

complete list of  
versions/options  
also visible on  
our price list and on  
**ad.dzineelements.com**

OBLTP80

OBLTP65


To order the item please use the following  
codes:

OBLTP80-G: Graphite

OBLTP80-RO: Red

OBLTP80-T: dove color

OBLTP80-B: white



OBLTP65

**OBLIQUE BAR TABLE H110**

**FINISHES GROUP 9**

**FRAME**

Steel

M1

M2

M3

M6

**DIMENSIONS**

Weight: 14 lb

Width (inches): 26"

Depth (inches): 26"


Height (inches): 43"

To order the item please use the following  
codes:

OBLTP65-G: Graphite

OBLTP65-RO: Red

OBLTP65-B: white



Wolfgang C.R. Mezger

# Orbis



## SOFA WITH SOLID WOOD OR PLYWOOD FRAME

With Orbis I wanted to create a succinct independent seating sculpture easily recognisable. High functionality combined with perfect seating comfort as well as inviting soft forms complement each other in a nearly ideal way.



# Orbis

ORB9-GL-105-0

## LARGER COFFEE TABLE WITH GLASS TOP

### FINISHES GROUP 8

#### BASE

Chrome plated

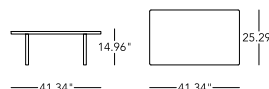
#### TOP

Tempered clear glass



### DIMENSIONS

Weight: 12 lb  
Width (inches): 41,34"  
Depth (inches): 25,59"  
Height (inches): 14,96"



complete list of  
versions/options  
also visible on  
our price list and on  
[ad.dzineelements.com](http://ad.dzineelements.com)

ORB9-GL-105-0

ORB9-GL-065-0

ORB9-HO-105-0

ORB9-HO-065-0

ORB9-GL-065-0

## COFFEE TABLE WITH GLASS TOP

### FINISHES GROUP 8

#### BASE

Chrome plated

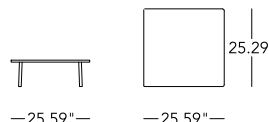
#### TOP

Tempered clear glass



### DIMENSIONS

Weight: 7 lb  
Width (inches): 25,59"  
Depth (inches): 25,59"  
Height (inches): 14,96"



ORB9-HO-105-0

## LARGER COFFEE TABLE WITH PLYWOOD TOP

### FINISHES GROUP 8

#### BASE

Chrome plated

#### TOP

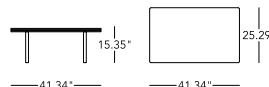
Plywood: R1, R4, stained cherrywood

Laminated: abet, print, max



### DIMENSIONS

Weight: 11 lb  
Width (inches): 41,34"  
Depth (inches): 25,59"  
Height (inches): 15,35"



ORB9-HO-065-0

## COFFEE TABLE WITH PLYWOOD TOP

### FINISHES GROUP 8

#### BASE

Chrome plated

#### TOP

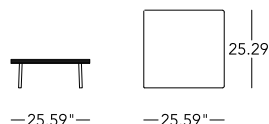
Plywood: R1, R4, stained cherrywood

Laminated: abet, print, max



### DIMENSIONS

Weight: 6 lb  
Width (inches): 25,59"  
Depth (inches): 25,59"  
Height (inches): 15,35"



Luca Scacchetti

# Orizzonte



## COFFEE TABLE WITH CHROME PLATED FEET

Frame in solid wood and plywood; belts on a metal support to guarantee more stability; flame retardant polyurethane foam covered with fibre wadding; fixed cover; feet in chrome plated steel; table top in tempered, toughened clear glass.



# Orizzonte

ORI9-GL-140-0

COFFEE TABLE WITH GLASS TOP

FINISHES GROUP 8

FEET

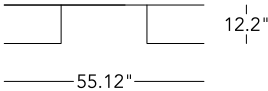
Chrome plated steel

TOP

Tempered clear glass

DIMENSIONS

Weight:	27 lb
Width (inches):	55,12"
Depth (inches):	37,4"
Height (inches):	12,2"



complete list of  
versions/options  
also visible on  
our price list and on  
[ad.dzineelements.com](http://ad.dzineelements.com)

ORI9-GL-140-0



Rossin Design

P@d

**COFFEE TABLE WITH MATT, CHROME PLATED BASE**

Frame in solid wood and plywood; belts and flame retardant polyurethane foam covered with fibre wadding; fixed cover; folding table or decorating frames in aluminium anodized; basement in matt chrome plated steel; table top in tempered, toughened, acid-et



P@D9-GL-081-0

**COFFEE TABLE WITH GLASS TOP**

**FINISHES GROUP 8**

**BASE**

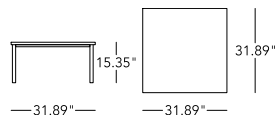
Matt chrome plated steel

**TOP**

Tempered acid-etched glass

**DIMENSIONS**

Weight:	13 lb
Width (inches):	31,89"
Depth (inches):	31,89"
Height (inches):	15,75"



complete list of  
versions/options  
also visible on  
our price list and on  
**ad.dzineelements.com**

P@D9-GL-081-0



# Pad

## PADTC

### COFFEE TABLE 47" WIDE WITH FROSTED MATT TEMPERED GLASS

#### FINISHES GROUP 3


FRAME  
Aluminum  
A12  
Belt  
C20  
C22  
C72

TOP  
Frosted matt tempered glass

To order the item please use the following  
codes:  
PADTC: White-Sand  
PADTC2: White Sky  
PADTCCOP: Cover

#### DIMENSIONS

Weight: 23 lb  
Width (inches): 31"  
Depth (inches): 47"  
Height (inches): 13"



complete list of  
versions/options  
also visible on  
our price list and on  
[ad.dzineelements.com](http://ad.dzineelements.com)

PADTC



# Patch

## PCHTC

### COFFEE TABLE 30" NO LEGS

#### FINISHES GROUP 3

##### FRAME

Aluminum

A12

A14

##### TOP

Frosted matt tempered glass

Grey stoneglass

To order the item please use the following codes:

PCHTC: Dove-colour

PCHTCCOP: Cover


#### DIMENSIONS

Weight: 14 lb

Width (inches): 30"

Depth (inches): 30"

Height (inches): 8"



complete list of  
versions/options  
also visible on  
our price list and on  
[ad.dzineelements.com](https://ad.dzineelements.com)

PCHTC

PCHTPI

GROUP  
3

## PCHTPI

### DINING TABLE 95/142" WIDE

#### FINISHES GROUP 3

##### FRAME

Stainless Steel

I1

##### TOP

Frosted matt tempered glass

To order the item please use the following codes:

PCHTPI: inox

PCHTPI COP: Cover

#### DIMENSIONS

Weight: 124 lb

Width (inches): 42"

Depth (inches): 94" - 142"

Height (inches): 30"



GROUP  
3



# Peak

PEA052

## COFFE TABLE WITH SQUARED TOP IN GLASS

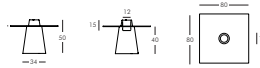
### FINISHES GROUP 4

Polyethylene Lighting: LA  
Polyethylene Lacquered: QA/MF, QB/MQ,  
QC/MP, QD/MN, QG/MK, QH/MI, QM/MY,  
QO/MZ, QR/MW, QS/MX  
Top Tempered glass

To order the item please use the following codes:  
LP PEA052: Polyethylene Lighting (for indoor use only)  
SL PEA052: Polyethylene Lacquered

### DIMENSIONS

Weight: 46.2 lb  
Width (inches): 31.5"  
Depth (inches): 31.5"  
Height (inches): 19.7"



complete list of versions/options also visible on our price list and on [ad.dzineelements.com](http://ad.dzineelements.com)

PEA052  
PEA082  
PEA122



PEA082

## TABLE WITH SQUARED TOP IN GLASS

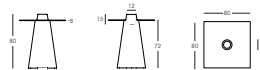
### FINISHES GROUP 4

Polyethylene Lighting: LA  
Polyethylene Lacquered: QA/MF, QB/MQ,  
QC/MP, QD/MN, QG/MK, QH/MI, QM/MY,  
QO/MZ, QR/MW, QS/MX  
Top Tempered glass

To order the item please use the following codes:  
LP PEA082: Polyethylene Lighting (for indoor use only)  
SL PEA082: Polyethylene Lacquered

### DIMENSIONS

Weight: 52.9 lb  
Width (inches): 31.5"  
Depth (inches): 31.5"  
Height (inches): 31.5"



PEA122

## HIGH TABLE WITH SQUARED TOP IN GLASS

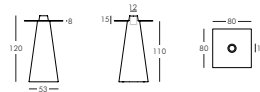
### FINISHES GROUP 4

Polyethylene Lighting: LA  
Polyethylene Lacquered: QA/MF, QB/MQ,  
QC/MP, QD/MN, QG/MK, QH/MI, QM/MY,  
QO/MZ, QR/MW, QS/MX  
Top Tempered glass

To order the item please use the following codes:  
LP PEA122: Polyethylene Lighting (for indoor use only)  
SL PEA122: Polyethylene Lacquered

### DIMENSIONS

Weight: 59.5 lb  
Width (inches): 31.5"  
Depth (inches): 31.5"  
Height (inches): 47.2"



# Peak

PEA050

## COFFE TABLE WITH ROUND TOP IN GLASS Ø 27.5"

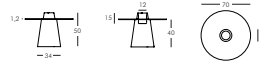
### FINISHES GROUP 4

Polyethylene Lighting: LA  
Polyethylene Lacquered: QA/MF, QB/MQ,  
QC/MP, QD/MN, QG/MK, QH/MI, QM/MY,  
QO/MZ, QR/MW, QS/MX  
Top Tempered glass

To order the item please use the following codes:  
LP PEA050: Polyethylene Lighting (for indoor use only)  
SL PEA050: Polyethylene Lacquered

### DIMENSIONS

Weight: 22 lb  
Height (inches): 19.6"  
Diameter (inches): 27.5"



complete list of versions/options also visible on our price list and on [ad.dzineelements.com](http://ad.dzineelements.com)

PEA050  
PEA051  
PEA080  
PEA081  
PEA120  
PEA121



PEA051

## COFFE TABLE WITH ROUND TOP IN GLASS Ø 31.5"

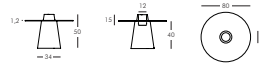
### FINISHES GROUP 4

Polyethylene Lighting: LA  
Polyethylene Lacquered: QA/MF, QB/MQ,  
QC/MP, QD/MN, QG/MK, QH/MI, QM/MY,  
QO/MZ, QR/MW, QS/MX  
Top Tempered glass

To order the item please use the following codes:  
LP PEA051: Polyethylene Lighting (for indoor use only)  
SL PEA051: Polyethylene Lacquered

### DIMENSIONS

Weight: 28.6 lb  
Height (inches): 19.7"  
Diameter (inches): 31.5"



PEA080

## TABLE WITH ROUND TOP IN GLASS Ø 27.5"

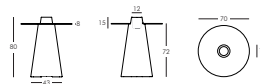
### FINISHES GROUP 4

Polyethylene Lighting: LA  
Polyethylene Lacquered: QA/MF, QB/MQ,  
QC/MP, QD/MN, QG/MK, QH/MI, QM/MY,  
QO/MZ, QR/MW, QS/MX  
Top Tempered glass

To order the item please use the following codes:  
LP PEA080: Polyethylene Lighting (for indoor use only)  
SL PEA080: Polyethylene Lacquered

### DIMENSIONS

Weight: 26.4 lb  
Height (inches): 31.5"  
Diameter (inches): 27.5"



Aksu, Suardi

TABLE TOPS

# Peak



## ICEBOX

With Peak, SLIDE introduces an eccentric bar table created by designers Aksu and Suardi. A cone-shaped, extremely linear high table featuring a round glass top and a bottle holder for the most momentous occasions. Made by means of the rotational moulding system - SLIDE's signature technique - Peak can also be illuminated in order to liven up any sort of space through a touch of emotional fun. Peak is also available in double version.

# Peak

## PEA220

### TABLE WITH RECTANGULAR TOP IN GLASS, 31.5" HIGH

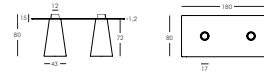
#### FINISHES GROUP 4

Polyethylene Lighting: LA  
Polyethylene Lacquered: QA/MF, QB/MQ, QC/MP, QD/MN, QG/MK, QH/MI, QM/MY, QO/MZ, QR/MW, QS/MX  
Top Tempered glass

To order the item please use the following codes:  
LP PEA220: Polyethylene Lighting (for indoor use only)  
SL PEA220: Polyethylene Lacquered

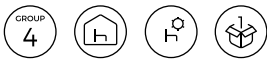
#### DIMENSIONS

Weight: 114.4 lb  
Width (inches): 70.9"  
Depth (inches): 31.5"  
Height (inches): 31.5"



complete list of versions/options also visible on our price list and on [ad.dzineelements.com](http://ad.dzineelements.com)

PEA220  
PEA221  
PEA002  
PEA003  
PEA001



## PEA221

### TABLE WITH RECTANGULAR TOP IN GLASS, 47.2" HIGH

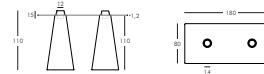
#### FINISHES GROUP 4

Polyethylene Lighting: LA  
Polyethylene Lacquered: QA/MF, QB/MQ, QC/MP, QD/MN, QG/MK, QH/MI, QM/MY, QO/MZ, QR/MW, QS/MX  
Top Tempered glass

To order the item please use the following codes:  
LP PEA221: Polyethylene Lighting (for indoor use only)  
SL PEA221: Polyethylene Lacquered

#### DIMENSIONS

Weight: 127.6 lb  
Width (inches): 70.9"  
Depth (inches): 31.5"  
Height (inches): 47.2"



## PEA002

### ASHTRAY

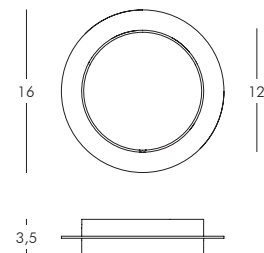
#### FINISHES GROUP 4

metal laquered: QA/MF

To order the item please use the following codes:  
SD PEA002: metal laquered

#### DIMENSIONS

Weight: 1 lb  
Height (inches): 1.4"  
Diameter (inches): 6.3"



Nicola Cacco

# People



## FIXED OR FOLDING TABLE WITH THREE OR FOUR STAR BASE

Fixed or folding table with three or four star base in painted steel, in three different heights. Tops in various sizes and materials.

### ACCESSORIES

Mechanism for folding top.





# People

3660\_1

TABLE 23.62" BASE WITH 4 STARS IN PAINTED STEEL, MELANINE SQUARE TOP

FINISHES GROUP 1

TOP FINISHES

Melamine: B, BL, C, L, M, N, O, OG, R, T, VL, RG, RS, W

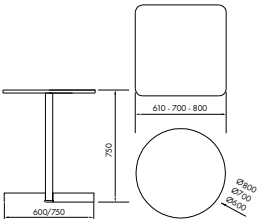
FRAME FINISHES

Metal: VB, VH, VS, VT, VA



DIMENSIONS

Weight:	37.48 lb
Width (inches):	27.56"
Depth (inches):	27.56"
Height (inches):	29.53"



complete list of versions/options also visible on our price list and on [ad.dzineelements.com](http://ad.dzineelements.com)

3660\_1

3660\_2

3660\_3

3661

3665

3666

S3660

S3661

S3662

S3666

S3665K

3660\_2

TABLE 23.62" BASE WITH 4 STARS IN PAINTED STEEL, RESIN SQUARE TOP

FINISHES GROUP 1

TOP FINISHES

Resin: KA, KR, KT, B, M, N, ON, R, T, WR, PA

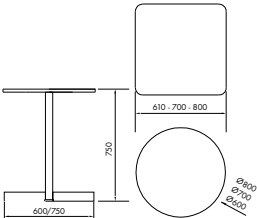
FRAME FINISHES

Metal: VB, VH, VS, VT, VA



DIMENSIONS

Weight:	41.89 lb
Width (inches):	27.56"
Depth (inches):	27.56"
Height (inches):	29.53"



3660\_3

TABLE 23.62" BASE WITH 4 STARS IN PAINTED STEEL, MDF SQUARE TOP

FINISHES GROUP 1

TOP FINISHES

MDF: LE05, LE16, LE11, LE12, LE18, LE19, LE20

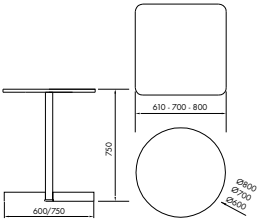
FRAME FINISHES

Metal: VB, VH, VS, VT, VA



DIMENSIONS

Weight:	41.89 lb
Width (inches):	27.56"
Depth (inches):	27.56"
Height (inches):	29.53"



3661

TABLE 23.62" BASE WITH 4 STARS IN PAINTED METAL, SHAPED TOP

FINISHES GROUP 1

TOP FINISHES

MDF: LE05, LE16, LE11, LE12, LE18, LE19, LE20

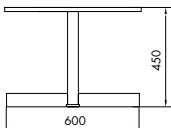
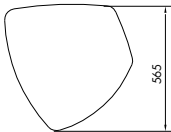
FRAME FINISHES

Metal: VB, VH, VS, VT, VA



DIMENSIONS

Weight:	39.68 lb
Width (inches):	22.24"
Depth (inches):	22.24"
Height (inches):	17.72"



Mario Mazzer

# Pepper



## COLORED POLYETHYLENE TABLE

Coffee table colored polyethylene for indoor / outdoor.  
Rotational molding. Multi-purpose, can also be used as a chair  
or lamp, cotton thread or transparent red for the interior, black  
cable IP44 for outdoor use.

# Pepper

3680

## COLORED POLYETHYLENE TABLE H 17.72"

### FINISHES GROUP 1

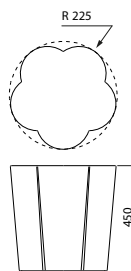
#### FRAME FINISHES

Polyethylene: A, B, BR, BV, R, S, VE



### DIMENSIONS

Weight:	11.02 lb
Height (inches):	17.72"
Diameter (inches):	17.72"



complete list of  
versions/options  
also visible on  
our price list and on  
[ad.dzineelements.com](http://ad.dzineelements.com)

3680

3681

3681

## POLYETHYLENE TABLE WITH LIGHT (FOR IN OR OUTSIDE USE) H 17.72"

### FINISHES GROUP 1

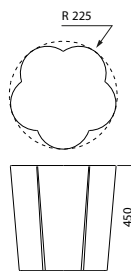
#### FRAME FINISHES

Polyethylene: A, B, BR, BV, R, S, VE



### DIMENSIONS

Weight:	13.23 lb
Height (inches):	17.72"
Diameter (inches):	17.72"



Claesson Koivisto Rune

# Ponti



## DESK WITH TOP IN WOOD

Structure: canaletto walnut /ash: wenge or oak stained, with or black laquered.

# Ponti

12020

## DESK WITH STAINED OAK OR WENGÈ FINISH

### FINISHES GROUP 7

#### FRAME FINISHES

Wood: oak stained

#### TOP FINISHES

Wood: wenge



### DIMENSIONS

Weight:	46,3 lb
Width (inches):	55"
Depth (inches):	19.75"
Height (inches):	28"

complete list of  
versions/options  
also visible on  
our price list and on  
[ad.dzineelements.com](https://ad.dzineelements.com)

12020

12023

12024

12023

## DESK WITH LAQUERED FINISH

### FINISHES GROUP 7

#### FRAME FINISHES

Wood: withe laquered, black lacquered,  
chocolate laquered

#### TOP FINISHES

Wood: withe laquered , black lacquered,  
chocolate laquered



### DIMENSIONS

Weight:	46,3 lb
Width (inches):	55"
Depth (inches):	19.75"
Height (inches):	28"

12024

## DESK WITH WALNUT CANALETTO FINISH

### FINISHES GROUP 7

#### FRAME FINISHES

Wood: walnut canaletto

#### TOP FINISHES

Wood: walnut canaletto



### DIMENSIONS

Weight:	46,3 lb
Width (inches):	55"
Depth (inches):	19.75"
Height (inches):	28"



Lorenz \* Kaz

# Portofino



## COFFEE TABLE WITH TOP GLASS

Coffee table with top in tempered, toughened clear glass

# Portofino

POR9-GL-045-0

## SMALL COFFEE TABLE WITH GLASS TOP

### FINISHES GROUP 8

#### FEET

Wood: R1, R2, R3, R4, R5

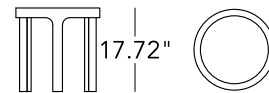
#### TOP

Tempered clear glass



### DIMENSIONS

Weight: 5 lb  
Height (inches): 17,72"  
Diameter (inches): 17,72"



- 17.72" -

complete list of  
versions/options  
also visible on  
our price list and on  
[ad.dzineelements.com](http://ad.dzineelements.com)

POR9-GL-045-0  
POR9-GL-070-0  
POR9-SH-070-0

POR9-GL-070-0

## COFFEE TABLE WITH GLASS TOP

### FINISHES GROUP 8

#### FEET

Wood: R1, R2, R3, R4, R5

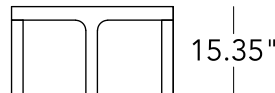
#### TOP

Tempered clear glass



### DIMENSIONS

Weight: 12 lb  
Height (inches): 15,35"  
Diameter (inches): 27,56"



— 27.56" —

POR9-SH-070-0

## COFFEE TABLE WITH PLYWOOD TOP

### FINISHES GROUP 8

#### FEET

Wood: R1, R2, R3, R4, R5

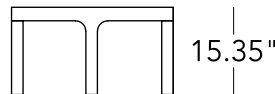
#### TOP

Plywood



### DIMENSIONS

Weight: 11 lb  
Height (inches): 15,35"  
Diameter (inches): 27,56"



— 27.56" —

Alma Design

COMPLETE TABLES

# Priscilla



## TABLE WITH TOP AND BASE IN DIFFERENT SIZE AND SHAPE

Fixed or adjustable-height table with stainless steel base in different shapes and dimensions, polished or satin finish.

Adjustable feet for planarity.

Tops in various sizes and materials.

### ACCESSORIES

Mechanism for folding top.



# Priscilla

3050\_1a

**TABLE WITH ROUND TOP, 27.56"Ø, H 28.74"**

## FINISHES GROUP 1

### TOP FINISHES

Laminated: B, BL, C, L, M, N, O, OG, R, T, VL, RG, RS, W

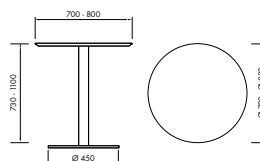
### FRAME FINISHES

Metal: IL, IS



## DIMENSIONS

Weight: 61.73 lb  
Height (inches): 28.74"  
Diameter (inches): 27.56"



complete list of versions/options also visible on our price list and on [ad.dzineelements.com](http://ad.dzineelements.com)

3050\_1a

3050\_1b

3050\_2a

3050\_2b

3051\_1

3051\_2

3052\_1

3052\_2

3053\_1

3053\_2

3054\_1

3054\_2

3055\_1

3055\_2

3056\_1

3056\_2

3058\_1

3058\_2

3596\_1

3596\_2

S3058

S3596

S3590H1

S3590H7

S3591H1

S3592H1

S3592H7

S3593H1

S3593H7

S3594H1

S3594H7

S3595H1

S3595H7

S3597H1

S3597H7

3050\_1b

**TABLE WITH ROUND TOP, 27.56"Ø, H 43.31"**

## FINISHES GROUP 1

### TOP FINISHES

Laminated: B, BL, C, L, M, N, O, OG, R, T, VL, RG, RS, W

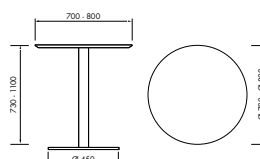
### FRAME FINISHES

Metal: IL, IS



## DIMENSIONS

Weight: 61.73 lb  
Height (inches): 43.31"  
Diameter (inches): 27.56"



3050\_2a

**TABLE WITH ROUND TOP, 27.17"Ø, H 28.74"**

## FINISHES GROUP 1

### TOP FINISHES

HPL: HB, HL, HN, HR

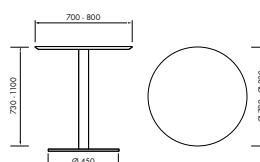
### FRAME FINISHES

Metal: IL, IS



## DIMENSIONS

Weight: 63.93 lb  
Height (inches): 28.74"  
Diameter (inches): 27.17"



3050\_2b

**TABLE WITH ROUND TOP, 27.17"Ø, H 43.31"**

## FINISHES GROUP 1

### TOP FINISHES

HPL: HB, HL, HN, HR

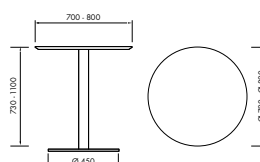
### FRAME FINISHES

Metal: IL, IS



## DIMENSIONS

Weight: 63.93 lb  
Height (inches): 43.31"  
Diameter (inches): 27.17"



# Queen

## QUETAV120

### FOLDING TABLE 47" WIDE

#### FINISHES GROUP 10

##### FRAME

Aluminum  
A12  
A13

To order the item please use the following codes:  
QUETAV120-T: dove color  
QUETAV120-B: white

#### DIMENSIONS

Weight: 12 lb  
Width (inches): 31"  
Depth (inches): 47"  
Height (inches): 30"



complete list of versions/options also visible on our price list and on [ad.dzineelements.com](http://ad.dzineelements.com)

QUETAV120  
QUETAV70

GROUP  
10

## QUETAV70

### FOLDING TABLE 28" WIDE

#### FINISHES GROUP 10

##### FRAME

Aluminum  
A12  
A13

To order the item please use the following codes:  
QUETAV70-T: dove color  
QUETAV70-B: white

#### DIMENSIONS

Weight: 8 lb  
Width (inches): 28"  
Depth (inches): 28"  
Height (inches): 30"



GROUP  
10



# Ready

RET80

**TABLE 80X80 32" WIDE**

**FINISHES GROUP 10**

**FRAME**

Steel

M1

M3

To order the item please use the following codes:

RET80-1305: Dove-colour

RET80-BI: white



## DIMENSIONS

Weight:	13 lb
Width (inches):	31"
Depth (inches):	31"
Height (inches):	30"



complete list of versions/options also visible on our price list and on [ad.dzineelements.com](https://ad.dzineelements.com)

RET80

RET180

RET180

**TABLE 180X90 41" WIDE**

**FINISHES GROUP 10**

**FRAME**

Steel

M1

M3

To order the item please use the following codes:


RET180-1305: Dove-colour

RET180-BI: white



## DIMENSIONS

Weight:	39 lb
Width (inches):	35"
Depth (inches):	71"
Height (inches):	30"



Gebrüder Thonet

# Rehbeintisch



## STEAM BENT BEECH WOOD TABLE, 3-LEG FRAME

A criss-cross design. The essential shape and volumes gives to provide the distinctive trait of the Austrian manufacturer, giving Rehbeintisch an extremely contemporary look. A feeling of solidity, yet at the same time, of lightness. The structure has been created with the traditional technique of steam formed wood. The solid bent beech wood base comprises three feet ending in a hoof-like form, and criss-crossing to shape this simple, decisive design. The beech veneer table top (70 cm) is edged with solid wood. Transparent plastic protection caps.



# Rehbeintisch

## TVRH31LGN

### STEAM BENT BEECH WOOD TABLE, 3-LEG FRAME, TOP 27.55"

#### FINISHES GROUP 6

#### FRAME FINISHES

Wood: B01, B02, B03, B04

Classic: C01 - RAL 9005, C02 - RAL 9010

Contemporary: D01 - RAL 1013, D02 - RAL 7047,

D03 - RAL 7030, D04 - RAL 6014, D05 - RAL

7032, D06 - RAL 7033, D07 - RAL 1027, D08 -

RAL 1032, D09 - RAL 2004, D10 - RAL 3000, D11

- RAL 7000, D12 - RAL 7031, D13 - RAL 8019,

D14 - RAL 3005, D15 - RAL 5020


#### DIMENSIONS

Weight: 35,3 lb

Width (inches): 27.6"

Depth (inches): 27.6"

Height (inches): 29.1"



complete list of  
versions/options  
also visible on  
our price list and on  
[ad.dzineelements.com](http://ad.dzineelements.com)

TVRH31LGN

TVRH41LGN

TVRH42LGN



## TVRH41LGN

### STEAM BENT BEECH WOOD TABLE, 3-LEG FRAME, TOP 35.45"

#### FINISHES GROUP 6

#### FRAME FINISHES

Wood: B01, B02, B03, B04

Classic: C01 - RAL 9005, C02 - RAL 9010

Contemporary: D01 - RAL 1013, D02 - RAL 7047,

D03 - RAL 7030, D04 - RAL 6014, D05 - RAL

7032, D06 - RAL 7033, D07 - RAL 1027, D08 -

RAL 1032, D09 - RAL 2004, D10 - RAL 3000, D11

- RAL 7000, D12 - RAL 7031, D13 - RAL 8019,

D14 - RAL 3005, D15 - RAL 5020


#### DIMENSIONS

Weight: 41,9 lb

Width (inches): 35.4"

Depth (inches): 35.4"

Height (inches): 29.1"



## TVRH42LGN

### STEAM BENT BEECH WOOD TABLE, 4-LEG FRAME, TOP 47.25"

#### FINISHES GROUP 6

#### FRAME FINISHES

Wood: B01, B02, B03, B04

Classic: C01 - RAL 9005, C02 - RAL 9010

Contemporary: D01 - RAL 1013, D02 - RAL 7047,

D03 - RAL 7030, D04 - RAL 6014, D05 - RAL

7032, D06 - RAL 7033, D07 - RAL 1027, D08 -

RAL 1032, D09 - RAL 2004, D10 - RAL 3000, D11

- RAL 7000, D12 - RAL 7031, D13 - RAL 8019,

D14 - RAL 3005, D15 - RAL 5020


#### DIMENSIONS

Weight: 46,3 lb

Width (inches): 47.2"

Depth (inches): 47.2"

Height (inches): 29.1"





GTV

# Ring Dining Table



## STEAM BENT BEECH WOOD DINING TABLE

Wiener GTV Design enriches their furnishing proposal for the dining room with the large table Ring Dining Table, characterized by a light and elegant structure which applies the stylistic features of the brand with a renewed exuberance. The wide steam-bent wooden discs hold slightly sloping legs, creating an unusual interplay of curves supporting the beech countertop.

# Ring Dining Table

TVRINDLGN

## STEAM BENT BEECH WOOD DINING TABLE

### FINISHES GROUP 6

#### FRAME FINISHES

Wood: B01, B02, B03, B04

Classic: C01 - RAL 9005, C02 - RAL 9010

Contemporary: D01 - RAL 1013, D02 - RAL 7047,

D03 - RAL 7030, D04 - RAL 6014, D05 - RAL

7032, D06 - RAL 7033, D07 - RAL 1027, D08 -

RAL 1032, D09 - RAL 2004, D10 - RAL 3000, D11

- RAL 7000, D12 - RAL 7031, D13 - RAL 8019,

D14 - RAL 3005, D15 - RAL 5020

#### TOP FINISHES

Wood

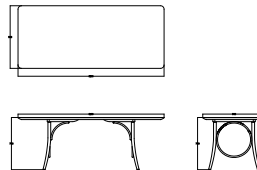
### DIMENSIONS

Weight: 77,16 lb

Width (inches): 82,6"

Depth (inches): 35,4"

Height (inches): 29,5"



complete list of  
versions/options  
also visible on  
our price list and on  
[ad.dzineelements.com](http://ad.dzineelements.com)

TVRINDLGN





Gerd Van Cauteren

# Roller bar



## BAR COUNTER

Roller Bar is a versatile and innovative bar counter, ideal for luminous, contemporary dining/bar corners. Roller Bar is suitable for use both as a bar area and as a reception desk. Equipped with swiveling and blocking wheels, it can be easily moved around and re-positioned in any kind of space. Its shelves can house beer tapsters and hot plates. Its modern feel, its linear design and its luminous soul make Roller Bar an ideal choice for outdoor spaces and glamorous nightclubs alike.



# Roller Bar

ROL115

BAR COUNTER ON WHEELS

FINISHES GROUP 4

Polyethylene Lighting: LA

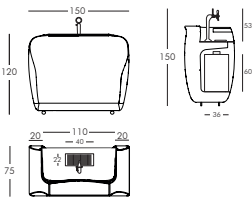
To order the item please use the following codes:

SD ROL115: Polyethylene Lighting



**DIMENSIONS**

Weight:	182.98 lb
Width (inches):	59"
Depth (inches):	29.53"
Height (inches):	47.24"



complete list of versions/options also visible on our price list and on [ad.dzineelements.com](http://ad.dzineelements.com)

ROL115

ROL116

ROL116

BEER DISPENSER

FINISHES GROUP 4

stainless steel: steel grey

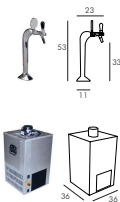
To order the item please use the following codes:

SD ROL116: stainless steel



**DIMENSIONS**

Weight:	70.4 lb
Width (inches):	20.9"
Depth (inches):	9"



Compressor 1/4 HP  
Water tank Capacity 26lt  
Ice bank 13 Kg  
Max performance 95L/H  
Max number of coils 4

# Roy

## ROY110

### ROY TABLE 43" WIDE

#### FINISHES GROUP 10

##### FRAME

Steel

M1

M2

M4

M5

M6

M7

M8

M9

#### DIMENSIONS

Weight:	16 lb
Width (inches):	28"
Depth (inches):	43"
Height (inches):	29"



complete list of  
versions/options  
also visible on  
our price list and on  
[ad.dzineelements.com](http://ad.dzineelements.com)

ROY110

ROY50

ROY50DC

ROY70

ROY70T

To order the item please use the following  
codes:

ROY110-AR: Orange

ROY110-BI: white

ROY110-BL: Blue

ROY110-G: Graphite

ROY110-GI: Yellow

ROY110-RO: Red

ROY110-VM: Green apple

ROY110-VO: Green Olive



## ROY50

### ROY TABLE 20X28" WIDE

#### FINISHES GROUP 10

##### FRAME

Steel

M1

M2

M4

M5

M6

M7

M8

M9

#### DIMENSIONS

Weight:	9 lb
Width (inches):	28"
Depth (inches):	20"
Height (inches):	29"



To order the item please use the following  
codes:

ROY50-AR: Orange

ROY50-BI: white

ROY50-BL: Blue

ROY50DC: White table with decoration

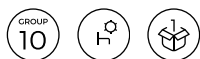
ROY50-G: Graphite

ROY50-GI: Yellow

ROY50-RO: Red

ROY50-VM: Green apple

ROY50-VO: Green Olive



Stefano Soave

# Set-up



## TABLE IN COLORED POLYETHYLENE WITH CEMENT BASE

Table with base in concrete (dismountable and stackable), polyethylene top in rotational molding, UV rays resistant, with plastic material accessory. Two heights available: h 28.74" and h 43.31". Available in different size color and surface variants.



# Set-up


3090\_1

TABLE IN COLORED POLYETHYLENE  
WITH CEMENT BASE H 28.74"

FINISHES GROUP 1

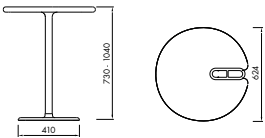
TOP FINISHES

Polyethylene: A, B, L1, R



**DIMENSIONS**

Weight: 171.96 lb  
Height (inches): 28.74"  
Diameter (inches): 25.57"



complete list of  
versions/options  
also visible on  
our price list and on  
[ad.dzineelements.com](http://ad.dzineelements.com)

3090\_1

3090\_2

3091\_1

3091\_2

3090\_2

TABLE IN COLORED POLYETHYLENE  
WITH CEMENT BASE H 43.31"

FINISHES GROUP 1

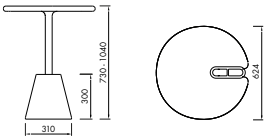
TOP FINISHES

Polyethylene: A, B, L1, R



**DIMENSIONS**

Weight: 176.37 lb  
Height (inches): 43.31"  
Diameter (inches): 25.57"



3091\_1

TABLE IN COLORED POLYETHYLENE  
WITH  
CAST IRON BASE, H 28.74"

FINISHES GROUP 1

TOP FINISHES

Polyethylene: A, B, L1, R

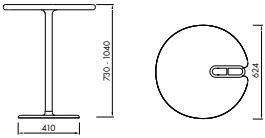
FRAME FINISHES

Metal: VA



**DIMENSIONS**

Weight: 74.96 lb  
Height (inches): 28.74"  
Diameter (inches): 25.57"



3091\_2

TABLE IN COLORED POLYETHYLENE  
WITH  
CAST IRON BASE, H 43.31"

FINISHES GROUP 1

TOP FINISHES

Polyethylene: A, B, L1, R

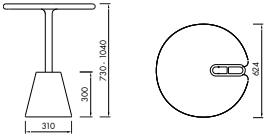
FRAME FINISHES

Metal: VA



**DIMENSIONS**

Weight: 108.03 lb  
Height (inches): 43.31"  
Diameter (inches): 25.57"





Nendo

# Single Curve Dining Table



## STEAM BENT BEECH WOOD EASELS FOR DINING TABLE



The refined elegance of the Japanese minimalism by Nendo abstracts from the brands' stylistic features, in order to reinterpret them in a contemporary light. A rigorous and poetic approach which distills the essence of the design research, where the steam-bent wood expresses only one structural detail, which draws the attention on each element of the Single Curve Collection: low table, dining table and stool in three or four legs version. The long countertop of the dining table, included in the Single Curve Collection, rests on the base, which is made up of two different wooden elements. A beech structure disclosing its precious steam-bent detail through the transparent glass top, also available in the marble and wood version.

# Single Curve Dining Table

TVNDINLGN

## STEAM BENT BEECH WOOD DINING TABLE WITH WOODEN TOP

### FINISHES GROUP 6

#### FRAME FINISHES

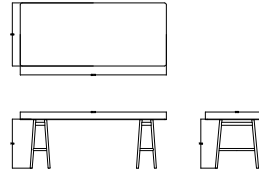
Wood: B01, B02, B03, B04

#### TOP FINISHES

Wood

### DIMENSIONS

Weight:	92,6 lb
Width (inches):	78,7"
Depth (inches):	37,4"
Height (inches):	29,1"



complete list of versions/options also visible on our price list and on [ad.dzineelements.com](http://ad.dzineelements.com)

TVNDINLGN  
TVNDINVTR  
TVNDINBAS



TVNDINVTR

## STEAM BENT BEECH WOOD DINING TABLE WITH GLASS TOP

### FINISHES GROUP 6

#### FRAME FINISHES

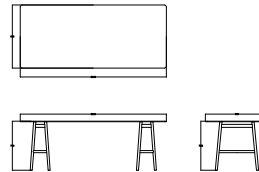
Wood: B01, B02, B03, B04

#### TOP FINISHES

Glass

### DIMENSIONS

Weight:	194 lb
Width (inches):	78,7"
Depth (inches):	37,4"
Height (inches):	29,1"



TVNDINBAS

## STEAM BENT BEECH WOOD EASELS FOR DINING TABLE

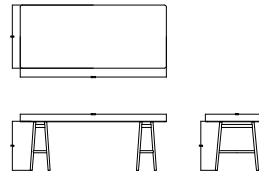
### FINISHES GROUP 6

#### FRAME FINISHES

Wood: B01, B02, B03, B04  
Classic: C01 - RAL 9005, C02 - RAL 9010  
Contemporary: D01 - RAL 1013, D02 - RAL 7047, D03 - RAL 7030, D04 - RAL 6014, D05 - RAL 7032, D06 - RAL 7033, D07 - RAL 1027, D08 - RAL 1032, D09 - RAL 2004, D10 - RAL 3000, D11 - RAL 7000, D12 - RAL 7031, D13 - RAL 8019, D14 - RAL 3005, D15 - RAL 5020

### DIMENSIONS

Weight:	15,43 lb
Width (inches):	30,71"
Depth (inches):	29,53"
Height (inches):	27,56"



Nendo

# Single Curve Low Table



## STEAM BENT BEECH WOOD CHAIR

The refined elegance of the Japanese minimalism by Nendo abstracts from the brands' stylistic features, in order to reinterpret them in a contemporary light. A rigorous and poetic approach which distills the essence of the design research, where the steam-bent wood expresses only one structural detail, which draws the attention on each element of the Single Curve Collection: low table, dining table and stool in three or four legs version. The low table is available in three heights, with a beech structure enriched by a steam-bent element; the top is available in marble, glass and wood versions, and allows the table to fit the different environments in the living area with extreme versatility.



# Single Curve Low Table A

TVNLOALGN

## STEAM BENT BEECH WOOD LOW SQUARED TABLE WITH WOODEN TOP

### FINISHES GROUP 6

#### FRAME FINISHES

Wood: B01, B02, B03, B04

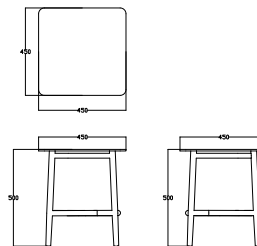
#### TOP FINISHES

Wood



#### DIMENSIONS

Weight:	8,82 lb
Width (inches):	17,7"
Depth (inches):	17,7"
Height (inches):	19,6"



complete list of  
versions/options  
also visible on  
our price list and on  
[ad.dzineelements.com](https://ad.dzineelements.com)

TVNLOALGN  
TVNLOALGM  
TVNLOALGV

TVNLOALGM

## STEAM BENT BEECH WOOD LOW SQUARED TABLE WITH MARBLE TOP

### FINISHES GROUP 6

#### FRAME FINISHES

Wood: B01, B02, B03, B04

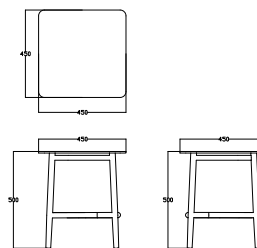
#### TOP FINISHES

Marble



#### DIMENSIONS

Weight:	15,43 lb
Width (inches):	17,7"
Depth (inches):	17,7"
Height (inches):	19,6"



TVNLOALGV

## STEAM BENT BEECH WOOD LOW SQUARED TABLE WITH GLASS TOP

### FINISHES GROUP 6

#### FRAME FINISHES

Wood: B01, B02, B03, B04

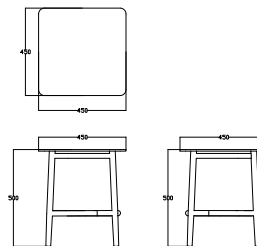
#### TOP FINISHES

Glass



#### DIMENSIONS

Weight:	15,43 lb
Width (inches):	17,7"
Depth (inches):	17,7"
Height (inches):	19,6"





Nendo

# Single Curve Low Table



## STEAM BENT BEECH WOOD CHAIR

The refined elegance of the Japanese minimalism by Nendo abstracts from the brands' stylistic features, in order to reinterpret them in a contemporary light. A rigorous and poetic approach which distills the essence of the design research, where the steam-bent wood expresses only one structural detail, which draws the attention on each element of the Single Curve Collection: low table, dining table and stool in three or four legs version. The low table is available in three heights, with a beech structure enriched by a steam-bent element; the top is available in marble, glass and wood versions, and allows the table to fit the different environments in the living area with extreme versatility.





# Single Curve Low Table B

TVNLOBLGN

**STEAM BENT BEECH WOOD LOW  
SQUARED TABLE WITH WOODEN TOP  
23.6" X 23.6"**

**FINISHES GROUP 6**

**FRAME FINISHES**

Wood: B01, B02, B03, B04

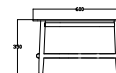
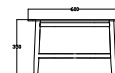
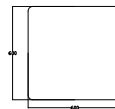
**TOP FINISHES**

Wood



## DIMENSIONS

Weight: 9,92 lb  
Width (inches): 23,6"  
Depth (inches): 23,6"  
Height (inches): 13,7"



complete list of  
versions/options  
also visible on  
our price list and on  
[ad.dzineelements.com](https://ad.dzineelements.com)

TVNLOBLGN

TVNLOBLGM

TVNLOBLGV

TVNLOBLGM

**STEAM BENT BEECH WOOD LOW  
SQUARED TABLE WITH MARBLE TOP  
23.6" X 23.6"**

**FINISHES GROUP 6**

**FRAME FINISHES**

Wood: B01, B02, B03, B04

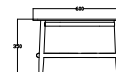
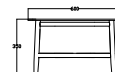
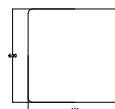
**TOP FINISHES**

Marble



## DIMENSIONS

Weight: 18,74 lb  
Width (inches): 23,6"  
Depth (inches): 23,6"  
Height (inches): 13,7"



TVNLOBLGV

**STEAM BENT BEECH WOOD LOW  
SQUARED TABLE WITH GLASS TOP  
23.6" X 23.6"**

**FINISHES GROUP 6**

**FRAME FINISHES**

Wood: B01, B02, B03, B04

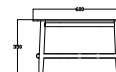
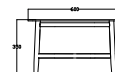
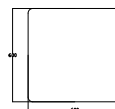
**TOP FINISHES**

Glass



## DIMENSIONS

Weight: 18,74 lb  
Width (inches): 23,6"  
Depth (inches): 23,6"  
Height (inches): 13,7"



Nendo

# Single Curve Low Table



## STEAM BENT BEECH WOOD CHAIR

The refined elegance of the Japanese minimalism by Nendo abstracts from the brands' stylistic features, in order to reinterpret them in a contemporary light. A rigorous and poetic approach which distills the essence of the design research, where the steam-bent wood expresses only one structural detail, which draws the attention on each element of the Single Curve Collection: low table, dining table and stool in three or four legs version. The low table is available in three heights, with a beech structure enriched by a steam-bent element; the top is available in marble, glass and wood versions, and allows the table to fit the different environments in the living area with extreme versatility.



# Single Curve Low Table C

TVNLOCLGN

**STEAM BENT BEECH WOOD LOW  
SQUARED TABLE WITH WOODEN TOP  
31.5" X 31.5"**

**FINISHES GROUP 6**

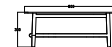
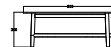
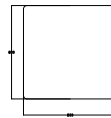
**FRAME FINISHES**  
Wood: B01, B02, B03, B04

**TOP FINISHES**  
Wood



## DIMENSIONS

Weight: 13,23 lb  
Width (inches): 31,5"  
Depth (inches): 31,5"  
Height (inches): 11,8"



complete list of  
versions/options  
also visible on  
our price list and on  
[ad.dzineelements.com](https://ad.dzineelements.com)

TVNLOCLGN  
TVNLOCLGM  
TVNLOCLGV

TVNLOCLGM

**STEAM BENT BEECH WOOD LOW  
SQUARED TABLE WITH WOODEN TOP  
31.5" X 31.5"**

**FINISHES GROUP 6**

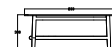
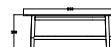
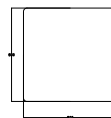
**FRAME FINISHES**  
Wood: B01, B02, B03, B04

**TOP FINISHES**  
Marble



## DIMENSIONS

Weight: 24,25 lb  
Width (inches): 31,5"  
Depth (inches): 31,5"  
Height (inches): 11,8"



TVNLOCLGV

**STEAM BENT BEECH WOOD LOW  
SQUARED TABLE WITH WOODEN TOP  
31.5" X 31.5"**

**FINISHES GROUP 6**

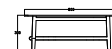
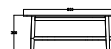
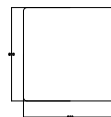
**FRAME FINISHES**  
Wood: B01, B02, B03, B04

**TOP FINISHES**  
Glass



## DIMENSIONS

Weight: 24,25 lb  
Width (inches): 31,5"  
Depth (inches): 31,5"  
Height (inches): 11,8"



# Spider

## SPITCP

### SMALL COFFEE TABLE 23" WIDE

#### FINISHES GROUP 3

##### FRAME

Wicker  
W1  
W2

##### TOP

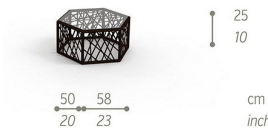
Tempered glass

To order the item please use the following codes:

SPITCP-D: Dark  
SPITCP-WW: White Washed  
SPITCPCOP: Cover

#### DIMENSIONS

Weight: 4 lb  
Width (inches): 20"  
Depth (inches): 23"  
Height (inches): 10"



complete list of  
versions/options  
also visible on  
our price list and on  
[ad.dzineelements.com](http://ad.dzineelements.com)

SPITCP  
SPITCM



## SPITCM

### MEDIUM COFFEE TABLE 23" WIDE

#### FINISHES GROUP 3

##### FRAME

Wicker  
W1  
W2

##### TOP


Tempered glass

To order the item please use the following codes:

SPITCM-D: Dark  
SPITCM-WW: White Washed  
SPITCMCOP: Cover

#### DIMENSIONS

Weight: 4,5 lb  
Width (inches): 20"  
Depth (inches): 23"  
Height (inches): 14"



Karim Rashid

# Splay



## GLASS TOP DISPLAY

Splay is a display born from the collaboration of the eclectic Karim Rashid. It is realised in polyethylene with rotational moulding technique. Splay can be used as a display or as an island to exhibit products in different fields and sectors. It is ideal as a display for retail or as a module for banqueting / catering for the most spectacular events. Splay is equipped with an elegant glass top and is available in a luminous version illuminated with energy saving bulbs or with RGB LED technology.



# Splay

SPL100

DISPLAY/MODULE FOR BANQUETING

FINISHES GROUP 4

Polyethylene Standard: FB, FC, FD, FE, FG, FH, FR, FT

Polyethylene Lighting: LA

Polyethylene Lacquered: QA/MF, QB/MQ, QC/MP, QD/MN, QG/MK, QH/MI, QM/MY, QO/MZ, QR/MW, QS/MX

To order the item please use the following codes:

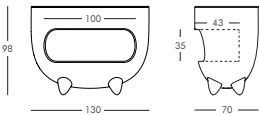
SD SPL100: Polyethylene Standard

LP SPL100: Polyethylene Lighting

SL SPL100: Polyethylene Lacquered

DIMENSIONS

Weight:	88 lb
Width (inches):	51.2"
Depth (inches):	27.5"
Height (inches):	38.6"



complete list of  
versions/options  
also visible on  
our price list and on  
[ad.dzineelements.com](http://ad.dzineelements.com)

SPL100



SLIDE Studio

# Square



## SQUARE SHAPED TABLE

Square is the SLIDE table designed by SLIDE Studio. Its square-shaped body allows a 360° use, turning it into the focus of a whole area. It is equipped with an opaque glass top for added elegance and practicality. Its diffused light glows giving a unique feel to the surrounding space.



# Square

SQR075

TABLE IN POLYETHYLENE AND  
TEMPERED GLASS

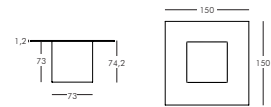
FINISHES GROUP 4

Polyethylene Lighting: LA  
Polyethylene Lacquered: QA/MF, QB/MQ,  
QC/MP, QD/MN, QG/MK, QH/MI, QM/MY,  
QO/MZ, QR/MW, QS/MX

To order the item please use the following  
codes:  
SD SQR075: Polyethylene Lighting  
SL SQR075: Polyethylene Lacquered

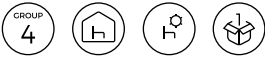
DIMENSIONS

Weight: 194 lb  
Width (inches): 59"  
Depth (inches): 59"  
Height (inches): 59"



complete list of  
versions/options  
also visible on  
our price list and on  
[ad.dzineelements.com](http://ad.dzineelements.com)

SQR075



# Stripe

## STPTC1

### COFFEE TABLE 78" WIDE WITH FROSTED PAINTED GLOSSY TEMPERED GLASS

#### FINISHES GROUP 10

##### FRAME

Aluminum  
A12  
A13  
A15

##### TOP

Frosted painted glossy tempered glass

To order the item please use the following  
codes:

STPTC1-T: dove color

STPTC1: white

STPTC1-M: mokka



#### DIMENSIONS

Weight:	19 lb
Width (inches):	25"
Depth (inches):	47"
Height (inches):	13"



complete list of  
versions/options  
also visible on  
our price list and on  
[ad.dzineelements.com](http://ad.dzineelements.com)

STPTC1  
STPTC1COP  
STITC

## STPTC1COP

### COFFEE TABLE 78" WIDE WITH FROSTED PAINTED GLOSSY TEMPERED GLASS

#### FINISHES GROUP 10

##### TOP

Frosted painted glossy tempered glass

To order the item please use the following  
codes:

STPTC1COP: cover



#### DIMENSIONS



# Swell

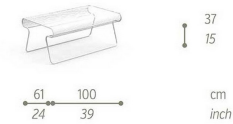
SWTC  
COFFEE TABLE 39" WIDE WITH TWO  
HOLLOW PARALLEL LEGS

FINISHES GROUP 3

FRAME  
Steel  
M1  
M3

To order the item please use the following  
codes:  
SWTC-1305: Dove-colour  
SWTC-9003: white

**DIMENSIONS**  
Weight: 11 lb  
Width (inches): 24"  
Depth (inches): 39"  
Height (inches): 15"



complete list of  
versions/options  
also visible on  
our price list and on  
[ad.dzineelements.com](http://ad.dzineelements.com)

SWTC

GROUP  
3



Claesson Koivisto Rune

# Tablet



## SQUARED OR ROUND TABLE WITH TOP IN MARBLE, WOOD OR MDF

Structure: steel; structure upholstery: moulded polyurethane foam/polyester slip cover; springing: elastic straps; legs: steel, aluminium colour or black painted.



# Tablet

11935

## SMALL ROUND TABLE WITH TOP IN MARBLE

### FINISHES GROUP 7

#### FRAME FINISHES

Metal laquered: black, white

Option for laquered version (+ \$295.00):  
burnished, yellow RAL 1032, laguna RAL 6034,  
red RAL 3020, ruby red RAL 3003, blue RAL  
5010, dark blue RAL 5011

#### TOP FINISHES

Marble: marble carrara white, marquinia black,  
emperador marble



#### DIMENSIONS

Weight:	49,6 lb
Seat height (inches):	12.25"
Diameter (inches):	19.75"

complete list of  
versions/options  
also visible on  
our price list and on  
[ad.dzineelements.com](https://ad.dzineelements.com)

11935  
2960  
2961  
11936  
2962  
2963  
11937  
2964  
2965  
2966  
2967  
2968  
2969

2960

## SMALL ROUND TABLE WITH TOP IN WOOD

### FINISHES GROUP 7

#### FRAME FINISHES

Metal laquered: black, white

Option for laquered version (+ \$295.00):  
burnished, yellow RAL 1032, laguna RAL 6034,  
red RAL 3020, ruby red RAL 3003, blue RAL  
5010, dark blue RAL 5011

#### TOP FINISHES

Wood: walnut canaletto, wenge, oak, choolate  
stained



#### DIMENSIONS

Weight:	17,6 lb
Seat height (inches):	12.25"
Diameter (inches):	19.75"

2961

## SMALL ROUND TABLE WITH TOP IN MDF

### FINISHES GROUP 7

#### FRAME FINISHES

Metal laquered: black, white

Option for laquered version (+ \$295.00):  
burnished, yellow RAL 1032, laguna RAL 6034,  
red RAL 3020, ruby red RAL 3003, blue RAL  
5010, dark blue RAL 5011

#### TOP FINISHES

MDF: laquered black, laquered withe



#### DIMENSIONS

Weight:	17,6 lb
Seat height (inches):	12.25"
Diameter (inches):	19.75"

Marco Acerbis

**Tac****ORIGINAL TABLE**

TAC is the new table designed by Marco Acerbis for SLIDE. With its essential and unique design, original TAC coffee table is perfect to furnish gardens and terraces with a touch of style and colour.



# Tac

TAC035

**COFFEE TABLE**

**FINISHES GROUP 4**

Polyethylene Standard: FB, FC, FD, FE, FG, FH, FR, FT  
Polyethylene Lacquered: QA/MF, QB/MQ, QC/MP, QD/MN, QG/MK, QH/MI, QM/MY, QO/MZ, QR/MW, QS/MX

To order the item please use the following codes:  
SD TAC035: Polyethylene Standard  
SL TAC035: Polyethylene Lacquered

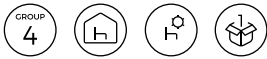
**DIMENSIONS**

Weight: 44 lb  
Width (inches): 45.7"  
Depth (inches): 23.6"  
Height (inches): 13"



complete list of versions/options also visible on our price list and on [ad.dzineelements.com](http://ad.dzineelements.com)

TAC035





Guglielmo Berchicci

# Tao



## COFFEE TABLE

Tao is a coffee table with strong, graphic lines. It displays a bold design based on curvy lines and a beautiful combination of materials: a structure in polyethylene and a central opaque glass top. Lightweight, comfortable and durable, this coffee table is perfect for indoor and outdoor use. Tao comes in a multitude of colours and find its place both in private spaces and in trendy bars and restaurants.



# Tao

TAO080

**COFFEE TABLE**

**FINISHES GROUP 4**

Polyethylene Standard: FB, FC, FD, FE, FG, FH, FR, FT

Polyethylene Lacquered: QA/MF, QB/MQ, QC/MP, QD/MN, QG/MK, QH/MI, QM/MY, QO/MZ, QR/MW, QS/MX

To order the item please use the following codes:

SD TAO080: Polyethylene Standard

SL TAO080: Polyethylene Lacquered

**DIMENSIONS**

Weight: 26.4 lb  
Height (inches): 13.4"  
Diameter (inches): 31.5"



complete list of  
versions/options  
also visible on  
our price list and on  
[ad.dzineelements.com](http://ad.dzineelements.com)

TAO080



Roberto Paoli

# Tarta



## COFFEE TABLE

Tarta Table is a coffee table, combinable with the seat Tarta, realised with a rigid polyurethane top. Tarta Table is offered with an elegant combination of coloured rigid polyurethane which makes up top of the table and wooden legs. Tarta Table has a playful shape but maintains a modern and extremely versatile style.

# Tarta

TAB035

**COFFEE TABLE**

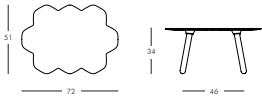
**FINISHES GROUP 4**

Polyurethane Lacquered: MF, MI, MK, MN, MP, MQ, MW, MX, MY, MZ, QA, QB, QC, QD, QG, QH, QM, QO, QR, QS

To order the item please use the following codes:  
SL TAB035: Polyurethane Lacquered

**DIMENSIONS**

Weight:	11 lb
Width (inches):	28.3"
Depth (inches):	20"
Height (inches):	13.4"



complete list of versions/options also visible on our price list and on [ad.dzineelements.com](http://ad.dzineelements.com)

TAB035



# Tender

TENTC

COFFEE TABLE 41" WIDE WITH NO LEGS

FINISHES GROUP 3

FRAME

Aluminum  
A12

TOP

Frosted matt tempered glass

To order the item please use the following codes:

TENTC: White-Papyrus

TENTCCOP: Cover

DIMENSIONS

Weight:	30 lb
Width (inches):	41 "
Depth (inches):	41 "
Height (inches):	7 "

complete list of  
versions/options  
also visible on  
our price list and on  
[ad.dzineelements.com](http://ad.dzineelements.com)

TENTC



# Timber

## TIMTC

**COFFEE TABLE 43" WIDE WITH FROSTED PAINTED MATT TEMPERED GLASS AND TWO HOLLOWED PARALLEL LEGS**

**FINISHES GROUP 10**

**FRAME**  
Aluminum  
A12

**TOP**  
Frosted painted matt tempered glass

To order the item please use the following codes:  
TIMTC: white  
TIMTCCOP: Cover



### DIMENSIONS

Weight: 12 lb  
Width (inches): 24"  
Depth (inches): 43"  
Height (inches): 12"



complete list of versions/options also visible on our price list and on [ad.dzineelements.com](https://ad.dzineelements.com)

TIMTC  
TIMTP156  
TIMTP200

## TIMTP156

**DINING TABLE 61/84" WIDE WITH FOUR LEGS**

**FINISHES GROUP 10**

To order the item please use the following codes:  
TIMTP156: white  
TIMTP156COP: Cover



### DIMENSIONS

Weight: 34,5 lb  
Width (inches): 35"  
Depth (inches): 61"-84"  
Height (inches): 30"



## TIMTP200

**DINING TABLE 79/110" WIDE**

**FINISHES GROUP 10**

To order the item please use the following codes:  
TIMTP200: white  
TIMTP200COP: Cover



### DIMENSIONS

Weight: 45 lb  
Width (inches): 39"  
Depth (inches): 79"-110"  
Height (inches): 30"





# Tonic Metal



## TABLE WITH METAL FRAME

The interesting feature of this model is its fresh, dynamic, not horizontal line. Tonic Metal owes its strong and iconographic character to its dynamic side line. A wide range of upholstery options, one colour or multi-coloured plus the choice between wooden or metal base, allow a wide range of creations from young and fresh to elegant and linear ones.

# Tonic Metal

TON9-HO-075-1

**ROUND COFFEE TABLE; FRAME FLAT  
STEEL VARNISHED WHITE OR BLACK**

**FINISHES GROUP 8**

**LEGS**

Metal: white RAL 9003, black RAL 9005, special colors on request

**TOP**

Plywood veneered  
Laminated



**DIMENSIONS**

Width (inches):	29,53"
Depth (inches):	29,53"
Height (inches):	15,75"
Diameter (inches):	29,53"

complete list of  
versions/options  
also visible on  
our price list and on  
[ad.dzineelements.com](https://ad.dzineelements.com)

TON9-HO-075-1  
TON9-HO-075-2  
TON9-HO-075-3  
TON9-HO-075-4  
TON9-HO-080-1  
TON9-HO-080-2  
TON9-HO-080-3  
TON9-HO-080-4  
TON9-HO-090-1  
TON9-HO-090-2  
TON9-HO-090-3  
TON9-HO-090-4  
TON9-HO-100-1  
TON9-HO-100-2  
TON9-HO-100-3  
TON9-HO-100-4  
TON9-HO-075-5  
TON9-HO-075-6  
TON9-HO-075-7  
TON9-HO-075-8

TON9-HO-075-2

**SQUARED COFFEE TABLE; FRAME FLAT  
STEEL VARNISHED WHITE OR BLACK**

**FINISHES GROUP 8**

**LEGS**

Metal: white RAL 9003, black RAL 9005, special colors on request

**TOP**

Plywood veneered  
Laminated



**DIMENSIONS**

Width (inches):	29,53"
Depth (inches):	29,53"
Height (inches):	15,75"
Diameter (inches):	29,53"

TON9-HO-075-3

**ROUND COFFEE TABLE; FRAME FLAT  
STEEL CHROME PLATED**

**FINISHES GROUP 8**

**LEGS**

Chrome plated

**TOP**

Plywood veneered  
Laminated



**DIMENSIONS**

Width (inches):	29,53"
Depth (inches):	29,53"
Height (inches):	15,75"
Diameter (inches):	29,53"

# Tonic Wood

TON9-HO-070-0

## COFFEE TABLE WITH MDF TOP

### FINISHES GROUP 8

#### LEGS

Wood: R1, R2, R3, R4, R5, white RAL 9003, black RAL 9005, special colors on request

#### TOP

Mdf: R1, R2, R3, R4, R5, white RAL 9003, black RAL 9005, special colors on request

### DIMENSIONS

Weight:	9 lb
Width (inches):	27,57"
Depth (inches):	27,57"
Height (inches):	15,75"
Diameter (inches):	27,57"

complete list of  
versions/options  
also visible on  
our price list and on  
[ad.dzineelements.com](https://ad.dzineelements.com)

TON9-HO-070-0  
TON9-HO-090-0  
TON9-HO-110-0



TON9-HO-090-0

## TABLE WITH TOP IN MDF Ø 35.43

### FINISHES GROUP 8

#### LEGS

Wood: R1, R2, R3, R4, R5, white RAL 9003, black RAL 9005, special colors on request

#### TOP

Mdf: R1, R2, R3, R4, R5, white RAL 9003, black RAL 9005, special colors on request

### DIMENSIONS

Weight:	23 lb
Width (inches):	35,43"
Depth (inches):	35,43"
Height (inches):	29,53"
Diameter (inches):	35,43"



TON9-HO-110-0

## TABLE WITH TOP IN MDF Ø 43.31

### FINISHES GROUP 8

#### LEGS

Wood: R1, R2, R3, R4, R5, white RAL 9003, black RAL 9005, special colors on request

#### TOP

Mdf: R1, R2, R3, R4, R5, white RAL 9003, black RAL 9005, special colors on request

### DIMENSIONS

Weight:	27 lb
Width (inches):	43,31"
Depth (inches):	43,31"
Height (inches):	29,53"
Diameter (inches):	43,31"



# Touch

## TUCTP3

### DINING TABLE 61" WIDE WITH FROSTED PAINTED MATT TEMPERED GLASS AND FOUR LEGS

#### FINISHES GROUP 3

##### FRAME

Aluminum  
A12  
A13

##### TOP

Frosted painted matt tempered glass

To order the item please use the following codes:

TUCTP3-T: dove color

TUCTP3: white

TUCTP3COP: Cover



#### DIMENSIONS

Weight:	58 lb
Width (inches):	61"
Depth (inches):	61"
Height (inches):	30"



complete list of versions/options also visible on our price list and on [ad.dzineelements.com](https://ad.dzineelements.com)

TUCTP3

TUCTP

TUCTC3

TUCTC2

TUCTC1

TUCLTC

## TUCTP

### EXT. DINING TABLE 87/130" WIDE

#### FINISHES GROUP 3

##### FRAME

Aluminum  
A12  
A13  
A15

##### TOP

Frosted painted matt tempered glass

To order the item please use the following codes:

TUCTP-T: dove color

TUCTP: white

TUCTP-M: mokka

TUCTPCOP: Cover



#### DIMENSIONS

Weight:	90,5 lb
Width (inches):	42"
Depth (inches):	87"-130"
Height (inches):	30"

## TUCTC3

### COFFE TABLE 22" WIDE WITH THREE LEGS CONNECTED AT THE BASE

#### FINISHES GROUP 3

##### FRAME

Aluminum  
A12  
A13

To order the item please use the following codes:

TUCTC3-T: dove color

TUCTC3: white



#### DIMENSIONS

Weight:	5 lb
Width (inches):	22"
Depth (inches):	22"
Height (inches):	24"



Prospero Rasulo

# Toy



## VERSATILE TABLE

Prospero Rasulo and SLIDE introduce Toy, a linear, essential item made of polyethylene. Toy features a powerful design that recalls Asian style. It works both as a table and a seat, and is suitable for both indoor and outdoor use. Thanks to its geometric lines Toy can be stacked, creating new spaces and new surfaces and meeting all kinds of specific needs.





# Toy

TOY050

**LITTLE TABLE**

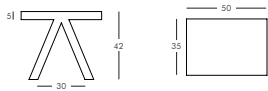
**FINISHES GROUP 4**

Polyethylene Standard: FB, FC, FD, FE, FG, FH, FR, FT  
Polyethylene Lacquered: QA/MF, QB/MQ, QC/MP, QD/MN, QG/MK, QH/MI, QM/MY, QO/MZ, QR/MW, QS/MX

To order the item please use the following codes:  
SD TOY050: Polyethylene Standard  
SL TOY050: Polyethylene Lacquered

**DIMENSIONS**

Weight: 11 lb  
Width (inches): 19.7"  
Depth (inches): 13.8"  
Height (inches): 16.5"



complete list of versions/options also visible on our price list and on [ad.dzineelements.com](http://ad.dzineelements.com)

TOY050



SLIDE Studio

# Winston



## GLASS TOP TABLE

Winston is a table designed by SLIDE Studio, with two bases elliptical of polyethylene, white and bright, upon which a clear glass table.

# Winston

WIN200

**LIGHTING TABLE IN POLYETHYLENE  
WITH TOP IN TEMPERED GLASS**

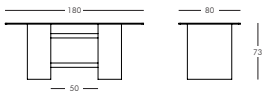
**FINISHES GROUP 4**

Polyethylene Lighting galvanized metal: LA  
Polyethylene Lacquered, galvanized metal: MF,  
MI, MK, MN, MP, MQ, MW, MX, MY, MZ, QA,  
QB, QC, QD, QG, QH, QM, QO,  
QR, QS

To order the item please use the following  
codes:  
SD WIN200: Polyethylene Lighting galvanized  
metal  
SL WIN200: Polyethylene Lacquered, galvanized  
metal

**DIMENSIONS**

Weight:	132.3 lb
Width (inches):	31.5"
Depth (inches):	70.9"
Height (inches):	33.8"



complete list of  
versions/options  
also visible on  
our price list and on  
**ad.dzineelements.com**

WIN200



Mario Mazzer

# X Table



**TABLE WITH TOP IN MDF MATT LAQUERED, OCTAGONAL SHAPE**

Octogonal wood table.



# X Table

3670\_1

TABLE, TOP IN MDF, OCTAGONAL SHAPE

FINISHES GROUP 1

TOP FINISHES

MDF: LE05, LE16, LE11, LE12, LE18, LE19, LE20

FRAME FINISHES

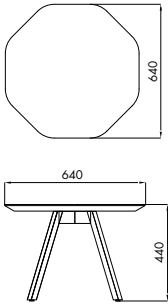
Metal: VB, VS, VT

Wood: LE16, LE11, LE12, LE17



**DIMENSIONS**

Width (inches): 25.20"  
Depth (inches): 25.20"  
Height (inches): 17.32"



complete list of versions/options also visible on our price list and on [ad.dzineelements.com](http://ad.dzineelements.com)

3670\_1

3670\_2

3671\_1

3671\_2

3672\_1

3672\_2

3673\_1

3673\_2

3670\_2

TABLE, TOP IN ASH WOOD STAINED, OCTAGONAL SHAPE

FINISHES GROUP 1

TOP FINISHES

Wood: LE16, LE11, LE12, LE17

FRAME FINISHES

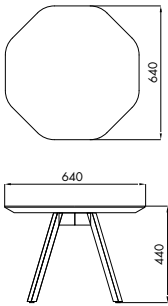
Metal: VB, VS, VT

Wood: LE16, LE11, LE12, LE17



**DIMENSIONS**

Width (inches): 25.20"  
Depth (inches): 25.20"  
Height (inches): 17.32"



3671\_1

TABLE, TOP IN ASH WOOD STAINED, OCTAGONAL SHAPE

FINISHES GROUP 1

TOP FINISHES

MDF: LE05, LE16, LE11, LE12, LE18, LE19, LE20

FRAME FINISHES

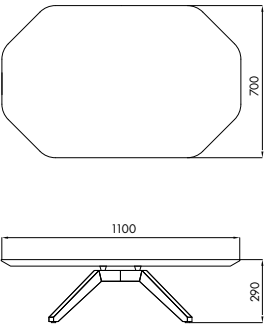
Metal: VB, VS, VT

Wood: LE16, LE11, LE12, LE17



**DIMENSIONS**

Width (inches): 27.56"  
Depth (inches): 43.31"  
Height (inches): 11.42"





SLIDE Studio

**X2****SQUARED TOP TABLE**

X2 is a luminous bar table made of polyethylene, designed for both indoor and outdoor use. The base of X2 is an X-shaped body topped by a squared top. The beautiful, bulky body structure ensures both stability and durability.



# X2

## XOX110

### LIGHTING HIGT TABLE

#### FINISHES GROUP 4

Polyethylene Standard: FB, FC, FD, FE, FG, FH, FR, FT

Polyethylene Lighting: LA

Polyethylene Lacquered: QA/MF, QB/MQ, QC/MP, QD/MN, QG/MK, QH/MI, QM/MY, QO/MZ, QR/MW, QS/MX

To order the item please use the following codes:

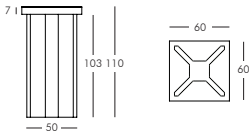
SD XOX110: Polyethylene Standard

LP XOX110: Polyethylene Lighting (for indoor use only)

SL XOX110: Polyethylene Lacquered

#### DIMENSIONS

Weight:	33 lb
Width (inches):	23.6"
Depth (inches):	23.6"
Height (inches):	43.3"



complete list of versions/options also visible on our price list and on [ad.dzineelements.com](http://ad.dzineelements.com)

XOX110

XOX111



## XOX111

### TOP GLASS

#### FINISHES GROUP 4

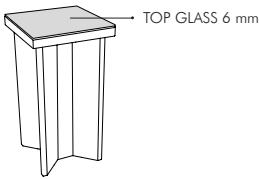
tempered glass: transparent

To order the item please use the following codes:

SD XOX111: tempered glass

#### DIMENSIONS

Weight:	9.9 lb
Width (inches):	23.6"
Depth (inches):	23.6"



# Storage



Marcel Wanders

# Bachus



## BOTTLE HOLDER

Bachus modularity and essential lines furnish not only areas with a contemporary decor but also classic spaces. Bachus can hold up to 40 bottles and is available in three finishes - green, grey and white - fully in line with the philosophy behind all SLIDE products: always cheerful and vivacious. Practical and easy to handle thanks to its polyethylene body, Bachus is strong but also lightweight. It broadens the wide range of SLIDE products, now for the first time encompassing a bottle holder.

# Bachus

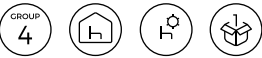
WBA055

WINE RACK

FINISHES GROUP 4

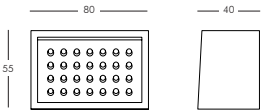
Polyethylene Standard: FB, FC, FD, FE, FG, FH, FR, FT

To order the item please use the following codes:  
SD WBA055: Polyethylene Standard



DIMENSIONS

Weight:	44 lb
Width (inches):	31.5"
Depth (inches):	15.7"
Height (inches):	21.6"



complete list of versions/options also visible on our price list and on [ad.dzineelements.com](http://ad.dzineelements.com)

WBA055



Giò Colonna Romano

# Booky



## WHIMSICAL LIBRARY

Booky is one of the latest SLIDE's creations which extend the range of the products proposed by the company. It's able to decorate our homes. Thanks to the wide range of colours, Booky is ideal for children's bedroom but also for offices or living spaces with a whimsical character.

# Booky

## BOOKY MINI

### BOOKCASE 27.5" LONG

#### FINISHES GROUP 4

Polyethylene Standard: FB, FC, FD, FE, FG, FH, FR, FT

Polyethylene Lacquered: QA/MF, QB/MQ, QC/MP, QD/MN, QG/MK, QH/MI, QM/MY, QO/MZ, QR/MW, QS/MX

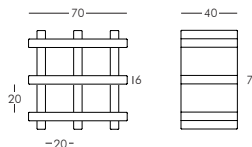
To order the item please use the following codes:

SD BKY070: Polyethylene Standard

SL BKY070: Polyethylene Lacquered

#### DIMENSIONS

Weight: 46.2 lb  
Width (inches): 27.5"  
Depth (inches): 15.7"  
Height (inches): 27.5"



complete list of versions/options also visible on our price list and on [ad.dzineelements.com](http://ad.dzineelements.com)

BOOKY MINI  
BOOKY 3  
BOOKY 4  
BOOKY 5



## BOOKY 3

### BOOKCASE 54.3" LONG

#### FINISHES GROUP 4

Polyethylene Standard: FB, FC, FD, FE, FG, FH, FR, FT

Polyethylene Lacquered: QA/MF, QB/MQ, QC/MP, QD/MN, QG/MK, QH/MI, QM/MY, QO/MZ, QR/MW, QS/MX

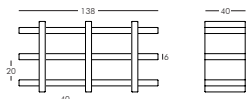
To order the item please use the following codes:

SD BKY138: Polyethylene Standard

SL BKY138: Polyethylene Lacquered

#### DIMENSIONS

Weight: 66.1 lb  
Width (inches): 54.3"  
Depth (inches): 15.7"  
Height (inches): 27.5"



## BOOKY 4

### BOOKCASE 72.44" LONG

#### FINISHES GROUP 4

Polyethylene Standard: FB, FC, FD, FE, FG, FH, FR, FT

Polyethylene Lacquered: QA/MF, QB/MQ, QC/MP, QD/MN, QG/MK, QH/MI, QM/MY, QO/MZ, QR/MW, QS/MX

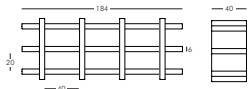
To order the item please use the following codes:

SD BKC070: Polyethylene Standard

SL BKC070: Polyethylene Lacquered

#### DIMENSIONS

Weight: 88 lb  
Width (inches): 72.44"  
Depth (inches): 15.7"  
Height (inches): 27.5"



Franco Albini

**Filu'****BOOKCASE FRAME STRUCTURE**

Filu' can double as a tiny coffee table when alone or a book shelf when stacked upon one another. With a variety of color schemes and table top options Filu' is not only versatile in its design functions but, in its design personality as well.

# Filu'

2299

## STRUCTURE FOR BOOKCASE 17X19.25"

### FINISHES GROUP 7

#### FRAME FINISHES

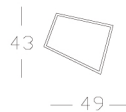
Laquered metal: black, white

Optional laquered colors (+295\$): yellow RAL 1032, laguna RAL 6034, red RAL 3020, ruby red 3003, blue RAL 5010, dark blue RAL 5011



#### DIMENSIONS

Width (inches): 17"  
Depth (inches): 19.25"  
Height (inches): 13"



complete list of versions/options also visible on our price list and on [ad.dzinelements.com](http://ad.dzinelements.com)

2299  
2300  
2301  
2302  
2303  
2304  
2268  
2389  
2392  
2266  
2390  
2393  
2267  
2391  
2394

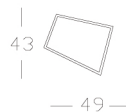
2300

## TOP FOR BOOKCASE 17 X 19.25"



#### DIMENSIONS

Width (inches): 19.25"  
Depth (inches): 17"



2301

## SHELF FOR BOOKCASE 16.75X19"



#### DIMENSIONS

Width (inches): 19"  
Depth (inches): 16.75"

2302

## STRUCTURE FOR BOOKCASE 24.5X18"

### FINISHES GROUP 7

#### FRAME FINISHES

Laquered metal: black, white

Optional laquered colors (+295\$): yellow RAL 1032, laguna RAL 6034, red RAL 3020, ruby red 3003, blue RAL 5010, dark blue RAL 5011



#### DIMENSIONS

Width (inches): 24.50"  
Depth (inches): 18"  
Height (inches): 16"



2303

## TOP FOR BOOKCASE 24.5X18"



#### DIMENSIONS

Width (inches): 24.50"  
Depth (inches): 18"





Giò Colonna Romano

# My book



## MODULAR LIBRARY

MYBOOK is one of the latest SLIDE's creations which extend the range of the products proposed by the company. It's able to decorate our homes. Thanks to the wide range of colours, Booky is ideal for children's bedroom but also for offices or living spaces with a whimsical character. Available in six different formats, MYBOOK is light, strong and functional. The modular design accentuates even more the potential adaptability to the needs of taste and space.





# My book

## MYBOOK 3X3

### BOOKCASE 3X3

#### FINISHES GROUP 4

Polyethylene Standard: FB, FC, FD, FE, FG, FH, FR, FT

Polyethylene Lacquered: QA/MF, QB/MQ, QC/MP, QD/MN, QG/MK, QH/MI, QM/MY, QO/MZ, QR/MW, QS/MX

To order the item please use the following codes:

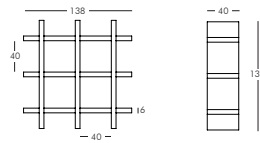
SD BOK138: Polyethylene Standard

SL BOK138: Polyethylene Lacquered



#### DIMENSIONS

Weight:	79.2 lb
Width (inches):	54.3"
Depth (inches):	15.7"
Height (inches):	54.3"



complete list of versions/options also visible on our price list and on [ad.dzineelements.com](http://ad.dzineelements.com)

MYBOOK 3X3  
MYBOOK 3X4  
MYBOOK 4X4  
MYBOOK 3X5  
MYBOOK 4X5  
MYBOOK 5X5  
QUADRO  
MYBOOK

## MYBOOK 3X4

### BOOKCASE 3X4

#### FINISHES GROUP 4

Polyethylene Standard: FB, FC, FD, FE, FG, FH, FR, FT

Polyethylene Lacquered: QA/MF, QB/MQ, QC/MP, QD/MN, QG/MK, QH/MI, QM/MY, QO/MZ, QR/MW, QS/MX

To order the item please use the following codes:

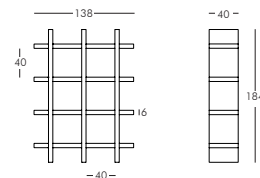
SD BKC138: Polyethylene Standard

SL BKC138: Polyethylene Lacquered



#### DIMENSIONS

Weight:	105.82 lb
Width (inches):	54.33"
Depth (inches):	15.75"
Height (inches):	72.44"



## MYBOOK 4X4

### BOOKCASE 4X4

#### FINISHES GROUP 4

Polyethylene Standard: FB, FC, FD, FE, FG, FH, FR, FT

Polyethylene Lacquered: QA/MF, QB/MQ, QC/MP, QD/MN, QG/MK, QH/MI, QM/MY, QO/MZ, QR/MW, QS/MX

To order the item please use the following codes:

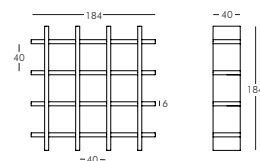
SD BKC184: Polyethylene Standard

SL BKC184: Polyethylene Lacquered



#### DIMENSIONS

Weight:	141.96 lb
Width (inches):	72.44"
Depth (inches):	15.75"
Height (inches):	72.44"



# Lighting



SLIDE Studio

**1/2Globo****LUMINOUS HALF-SPHERE**

1/2 Globo has a simple and contemporary shape, sublimated by a light sweet and sensual. This half-sphere in white polyethylene creates a lounge in a living room or a bedroom. 1/2 Globo is available in different sizes and versions, and only in white light.

# 1/2Globo

## 1/2 GLOBO 40

### FLOOR LAMP 15.7" Ø, 7.9" HIGH

#### FINISHES GROUP 4

Polyethylene Lighting matt INDOOR: LA  
Polyethylene Lighting matt OUTDOOR: LA  
Polyethylene Lighting matt LED: LA

To order the item please use the following codes:

LP MSE041: Polyethylene Lighting matt INDOOR

- base I3: indoor use only

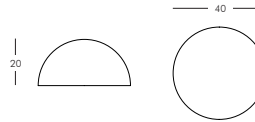
LP MSF041: Polyethylene Lighting matt

OUTDOOR - base E3

LA MSE040: Polyethylene Lighting matt LED

#### DIMENSIONS

Weight: 3.5 lb  
Height (inches): 7.9"  
Diameter (inches): 15.7"



complete list of  
versions/options  
also visible on  
our price list and on  
[ad.dzineelements.com](http://ad.dzineelements.com)

1/2 GLOBO 40

1/2 GLOBO 50

1/2 GLOBO 60

1/2 GLOBO 120



## 1/2 GLOBO 50

### FLOOR LAMP 19.7" Ø, 9.8" HIGH

#### FINISHES GROUP 4

Polyethylene Lighting matt INDOOR: LA  
Polyethylene Lighting matt OUTDOOR: LA  
Polyethylene Lighting matt LED: LA

To order the item please use the following codes:

LP MSE051: Polyethylene Lighting matt INDOOR

- base I3: indoor use only

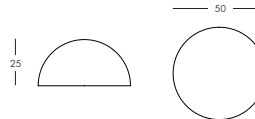
LP MSF051: Polyethylene Lighting matt

OUTDOOR - base E3

LB MSE050: Polyethylene Lighting matt LED

#### DIMENSIONS

Weight: 5.9 lb  
Height (inches): 9.8"  
Diameter (inches): 19.7"



## 1/2 GLOBO 60

### FLOOR LAMP 23.6" Ø, 11.8" HIGH

#### FINISHES GROUP 4

Polyethylene Lighting matt INDOOR: LA  
Polyethylene Lighting matt OUTDOOR: LA

To order the item please use the following codes:

LP MSE061: Polyethylene Lighting matt INDOOR

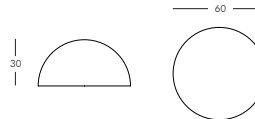
- base I3: indoor use only

LP MSF061: Polyethylene Lighting matt

OUTDOOR - base E3

#### DIMENSIONS

Weight: 8.4 lb  
Height (inches): 11.8"  
Diameter (inches): 23.6"



SLIDE Studio

# Acquaglobo



## FLOATING LUMINOUS SPHERE

AcquaGlobo is a versatile collection of SLIDE. It is available in several versions, for interior and for outside, for hanging and able to float on water. Made of polyethylene, AcquaGlobo is available in many sizes.



# Acquaglobo

## ACQUAGLOBO 30

### FLOATING LAMP 11.8" Ø

#### FINISHES GROUP 4

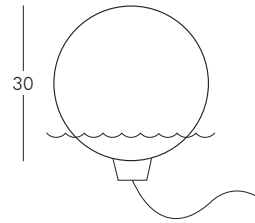
Polyethylene Lighting IP68 glossy: LA

To order the item please use the following codes:  
LP SFG030: Polyethylene Lighting IP68 glossy



#### DIMENSIONS

Weight: 3.7 lb  
Diameter (inches): 11.8"



complete list of versions/options also visible on our price list and on [ad.dzineelements.com](http://ad.dzineelements.com)

ACQUAGLOBO 30  
ACQUAGLOBO 40  
ACQUAGLOBO 50  
ACQUAGLOBO 60  
ACQUAGLOBO 70  
TRA001  
TRA003

## ACQUAGLOBO 40

### FLOATING LAMP 15.7" Ø

#### FINISHES GROUP 4

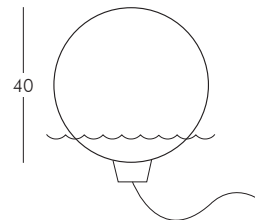
Polyethylene Lighting IP68 glossy: LA

To order the item please use the following codes:  
LP SFG040: Polyethylene Lighting IP68 glossy



#### DIMENSIONS

Weight: 5.5 lb  
Diameter (inches): 15.7"



## ACQUAGLOBO 50

### FLOATING LAMP 19.7" Ø

#### FINISHES GROUP 4

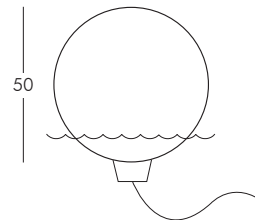
Polyethylene Lighting IP68 glossy: LA

To order the item please use the following codes:  
LP SFG050: Polyethylene Lighting IP68 glossy



#### DIMENSIONS

Weight: 8.8 lb  
Diameter (inches): 19.7"



## ACQUAGLOBO 60

### FLOATING LAMP 23.6" Ø

#### FINISHES GROUP 4

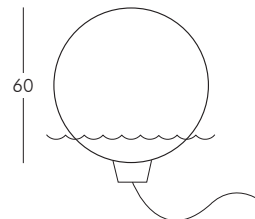
Polyethylene Lighting IP68 glossy: LA

To order the item please use the following codes:  
LP SFG060: Polyethylene Lighting IP68 glossy



#### DIMENSIONS

Weight: 11.5 lb  
Diameter (inches): 23.6"



Roberto Semprini

# Baby



## DOTTED PRETTY LAMP

Baby is a pretty SLIDE lamp designed by Roberto Semprini. Its crawling body is made of polyethylene by means of the rotational moulding technique. Colourful stickers dot it and turn it into the perfect item for spaces dedicated to children. Its playful shape livens up all furnished areas.



# Baby

BBY045

TABLE LAMP

FINISHES GROUP 4

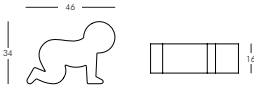
Polyethylene Lighting: LA, LB, LC  
DOTS: blue, green, orange, red, yellow

To order the item please use the following codes:  
SD BBY045: Polyethylene Lighting



DIMENSIONS

Weight:	3.3 lb
Width (inches):	18.1 "
Depth (inches):	63"
Height (inches):	13.4"



complete list of versions/options also visible on our price list and on [ad.dzineelements.com](http://ad.dzineelements.com)

BBY045

Gabriele Bavastrelli

# Base



## BASE

Base has a simple and contemporary shape, sublimated by a light sweet and sensual. This parallelepiped in white polyethylene creates a lounge in a living room or a bedroom. Base is available in different sizes and versions, but only in white light.

# Base

## BASE 40

### FLOOR LAMP 15.7" HIGH

#### FINISHES GROUP 4

Polyethylene Lighting glossy INDOOR: LA  
Polyethylene Lighting glossy OUTDOOR: LA

To order the item please use the following codes:

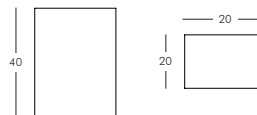
LP BAS040: Polyethylene Lighting glossy - base

I1: indoor use only

LP BAE040: Polyethylene Lighting glossy - base  
E1

#### DIMENSIONS

Weight: 6.6 lb  
Width (inches): 7.9"  
Depth (inches): 7.9"  
Height (inches): 15.7"



complete list of  
versions/options  
also visible on  
our price list and on  
[ad.dzineelements.com](http://ad.dzineelements.com)

BASE 40

BASE 60

BASE 70



## BASE 60

### FLOOR LAMP 23.6" HIGH

#### FINISHES GROUP 4

Polyethylene Lighting glossy INDOOR: LA  
Polyethylene Lighting glossy OUTDOOR: LA

To order the item please use the following codes:

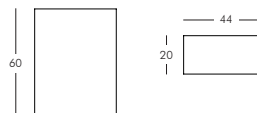
LP BAS060: Polyethylene Lighting glossy - base

I1: indoor use only

LP BAE060: Polyethylene Lighting glossy - base  
E1

#### DIMENSIONS

Weight: 11 lb  
Width (inches): 7.9"  
Depth (inches): 17.3"  
Height (inches): 23.6"



## BASE 70

### FLOOR LAMP 28.7" HIGH

#### FINISHES GROUP 4

Polyethylene Lighting glossy INDOOR: LA  
Polyethylene Lighting glossy OUTDOOR: LA

To order the item please use the following codes:

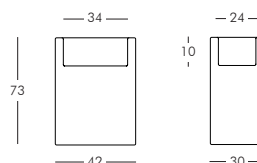
LP BAS070: Polyethylene Lighting glossy - base

I1: indoor use only

LP BAE070: Polyethylene Lighting glossy - base  
E1

#### DIMENSIONS

Weight: 15.4 lb  
Width (inches): 11.8"  
Depth (inches): 16.5"  
Height (inches): 28.7"







## DIAMOND SHAPED FLOOR LAMP

Bijoux is a gemstone-shaped lamp, that is perfect for furnishing living spaces in a unique way. Bijoux, as all SLIDE products, is made of polyethylene making it lightweight, resistant and playful, Bijoux is ideal for temporary set ups. Its white colour perfectly matches its shape and lines, creating a wonderful glowing effect. Bijoux is available as a table, floor or hanging lamp. It comes in several sizes, granting many furnishing options for interior decoration.



# Bijoux

## BJX060

### DIAMOND SHAPED FLOOR LAMP

#### FINISHES GROUP 4

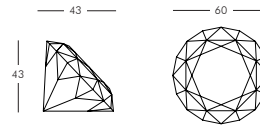
Polyethylene Lighting: LA, LB, LC, LD, LL, LR, LS  
Polyethylene Lacquered: QA/MF, QB/MQ, QC/MP, QD/MN, QG/MK, QH/MI, QM/MY, QO/MZ, QR/MW, QS/MX

To order the item please use the following codes:  
SD BJX060: Polyethylene Lighting (indoor use only)  
SL BJX060: Polyethylene Lacquered



#### DIMENSIONS

Weight: 6.6 lb  
Width (inches): 17"  
Depth (inches): 26.6"  
Height (inches): 17"



complete list of versions/options also visible on our price list and on [ad.dzineelements.com](http://ad.dzineelements.com)

BJX060  
BJX100  
BJH060  
BJH100

## BJX100

### DIAMOND SHAPED FLOOR LAMP

#### FINISHES GROUP 4

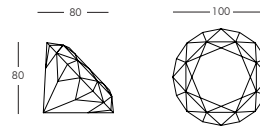
Polyethylene Lighting: LA, LB, LC, LD, LL, LR, LS  
Polyethylene Lacquered: QA/MF, QB/MQ, QC/MP, QD/MN, QG/MK, QH/MI, QM/MY, QO/MZ, QR/MW, QS/MX

To order the item please use the following codes:  
SD BJX100: Polyethylene Lighting  
SL BJX100: Polyethylene Lacquered



#### DIMENSIONS

Weight: 19.8 lb  
Width (inches): 31.5"  
Depth (inches): 39.4"  
Height (inches): 31.5"



## BJH060

### DIAMOND SHAPED HANGING LAMP

#### FINISHES GROUP 4

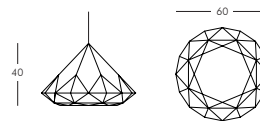
Polyethylene Lighting: LA, LB, LC, LD, LL, LR, LS

To order the item please use the following codes:  
SD BJH060: Polyethylene Lighting



#### DIMENSIONS

Weight: 6.6 lb  
Height (inches): 15.7"  
Diameter (inches): 23.6"



## BJH100

### DIAMOND SHAPED HANGING LAMP

#### FINISHES GROUP 4

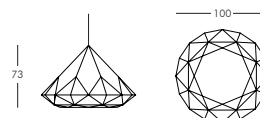
Polyethylene Lighting: LA, LB, LC, LD, LL, LR, LS

To order the item please use the following codes:  
SD BJH100: Polyethylene Lighting



#### DIMENSIONS

Weight: 19.8 lb  
Height (inches): 28.7"  
Diameter (inches): 39.3"





### **ELEGANT HANGING LAMP**

BLN is the hanging lamp characterised by extreme formal simplicity and elegance. It fits discreetly into any kind of space. Cone-shaped, BLN features flowing, linear lines that enhance beautiful, eye-catching light effects.

# BLN

## XPH035

**HANGING LAMP, DIM. Ø 22", H 13"**

### FINISHES GROUP 4

Polyethylene Lighting: LA  
Polyethylene Lacquered: QA/MF, QB/MQ,  
QC/MP, QD/MN, QG/MK, QH/MI, QM/MY,  
QO/MZ, QR/MW, QS/MX

To order the item please use the following  
codes:

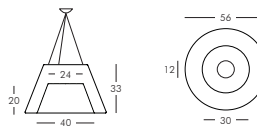
LP XPH035: Polyethylene Lighting

SL XPH035: Polyethylene Lacquered



### DIMENSIONS

Weight: 7.7 lb  
Height (inches): 13"  
Diameter (inches): 22"



complete list of  
versions/options  
also visible on  
our price list and on  
[ad.dzineelements.com](http://ad.dzineelements.com)

XPH035

XPH050

## XPH050

**HANGING LAMP, DIM. Ø 31.5", H 19.8"**

### FINISHES GROUP 4

Polyethylene Lighting: LA  
Polyethylene Lacquered: QA/MF, QB/MQ,  
QC/MP, QD/MN, QG/MK, QH/MI, QM/MY,  
QO/MZ, QR/MW, QS/MX

To order the item please use the following  
codes:

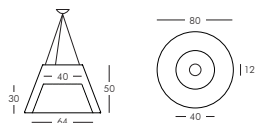
LP XPH050: Polyethylene Lighting

SL XPH050: Polyethylene Lacquered




### DIMENSIONS

Weight: 16.5 lb  
Height (inches): 19.8"  
Diameter (inches): 31.5"



Maurizio Duranti

# Brick



## ESSENTIAL FLOOR LAMP

Brick is a luminous column with a geometrical shape that suits any kind of space. Its essential lines and white colour enhance its elegance. Brick features a black-lacquered metal base. It comes in two sizes, thus broadening the furnishing options. Brick livens up contemporary and traditional spaces alike.

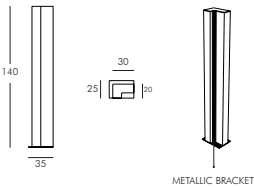


# Brick

BRK140  
FLOOR LAMP 55.1" HIGH  
FINISHES GROUP 4

Polyethylene Lighting: LA  
To order the item please use the following codes:  
SD BRK140: Polyethylene Lighting

DIMENSIONS	
Weight:	35.2 lb
Width (inches):	13.7"
Depth (inches):	9.8"
Height (inches):	55.1"



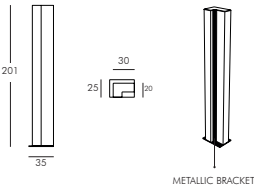
complete list of versions/options also visible on our price list and on [ad.dzineelements.com](http://ad.dzineelements.com)

BRK140  
BRK200

BRK200  
FLOOR LAMP 79.1" HIGH  
FINISHES GROUP 4

Polyethylene Lighting: LA  
To order the item please use the following codes:  
SD BRK200: Polyethylene Lighting

DIMENSIONS	
Weight:	44 lb
Width (inches):	13.7"
Depth (inches):	9.8"
Height (inches):	79.1"



# Buddha



## PEACEFUL LAMP

Buddha is the perfect lamp to create a peaceful atmosphere in home spaces and stylishly furnish trendy nightclubs. It is equally powerful whether sitting on a living room table, on a console in entrance halls or on the bedroom floor. Buddha's serene face glows of a soft, sensual light. It is also available as a hanging lamp.



# Buddha

BUD035

## TABLE LAMP

### FINISHES GROUP 4

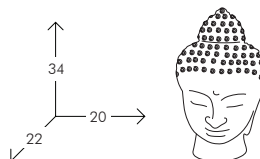
Polyethylene Lighting: LA, LB, LC, LD, LL, LR, LS  
Polyethylene Lighting LED: LA  
Polyethylene Lacquered: QA/MF, QB/MQ,  
QC/MP, QD/MN, QG/MK, QH/MI, QM/MY,  
QO/MZ, QR/MW, QS/MX

To order the item please use the following codes:

LA BUD035: Polyethylene Lighting LED  
LP BUD035: Polyethylene Lighting (indoor use only)  
SL BUD035: Polyethylene Lacquered

### DIMENSIONS

Weight: 1.5 lb  
Width (inches): 7.9"  
Depth (inches): 8.7"  
Height (inches): 13.4"



complete list of  
versions/options  
also visible on  
our price list and on  
[ad.dzineelements.com](http://ad.dzineelements.com)

BUD035



Maurizio Duranti

# Cactus



## FUNNY FLOOR LAMP

Cactus is a floor lamp with a funny and playful shape. The color of the light Cactus can be customized to your need as well as the flowers, which are hand painted. Thanks to its particular style, Cactus is ideal to furnish with originality.

# Cactus

CAC130

**FLOOR LAMP**

**FINISHES GROUP 4**

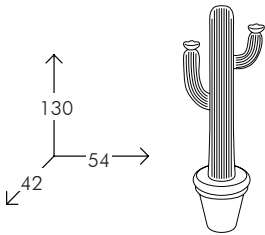
Polyethylene Lighting: LA, LR  
STANDARD (POT): FB, FC, FD, FR

To order the item please use the following codes:  
LP CAC130: Polyethylene Lighting



**DIMENSIONS**

Weight:	12.10 lb
Width (inches):	21.2"
Depth (inches):	16.5"
Height (inches):	47.6"



complete list of  
versions/options  
also visible on  
our price list and on  
[ad.dzineelements.com](http://ad.dzineelements.com)

CAC130





### LUMINOUS TOTEM

City is a functional luminous totem that allows the display of any communication on three sides. City can be entirely customised with adhesive film/stickers of any size. City is steady and manageable at the same time thanks to its light weight and nimble dimensions. It suits indoor spaces. City comes in white - the perfect colour to showcase any communication at its best.

# City

CIT200

**DISPLAY IN POLYETHYLENE, LIGHTING,  
DIM. 31.5" X 29.9" X 78.7"**

**FINISHES GROUP 4**

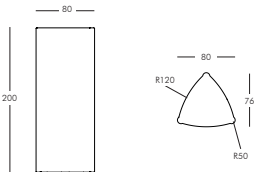
Polyethylene Lighting: LA

To order the item please use the following  
codes:

SD CIT200: Polyethylene Lighting

**DIMENSIONS**

Weight:	59.5 lb
Width (inches):	29.9"
Depth (inches):	31.5"
Height (inches):	78.7"



complete list of  
versions/options  
also visible on  
our price list and on  
[ad.dzineelements.com](http://ad.dzineelements.com)

CIT200



SLIDE Studio

# Cono



## FLOOR LAMP

Cono is a floor lamp that completes the SLIDE lamps family. With a simple and modern line, Cono is available in two different sizes that meet the needs of any spaces. The light shades gently upwards and downwards inside the lamp, creating a magical atmosphere.

# Cono

## CONO 110

### FLOOR LAMP 16.5" Ø

#### FINISHES GROUP 4

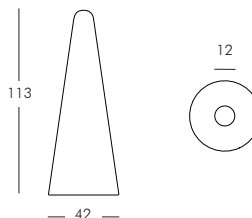
Polyethylene Lighting matt INDOOR: LA  
Polyethylene Lighting matt OUTDOOR: LA

To order the item please use the following codes:

LP CON113: Polyethylene Lighting matt  
LP COF113: Polyethylene Lighting matt

#### DIMENSIONS

Weight: 13.2 lb  
Height (inches): 44.5"  
Diameter (inches): 16.5"



complete list of  
versions/options  
also visible on  
our price list and on  
[ad.dzineelements.com](http://ad.dzineelements.com)

CONO 110  
CONO 150



## CONO 150

### FLOOR LAMP 20.9" Ø

#### FINISHES GROUP 4

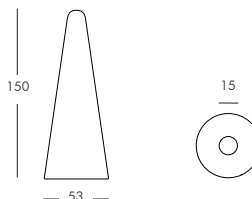
Polyethylene Lighting matt INDOOR: LA  
Polyethylene Lighting matt OUTDOOR: LA

To order the item please use the following codes:

LP CON150: Polyethylene Lighting matt  
LP COF150: Polyethylene Lighting matt

#### DIMENSIONS

Weight: 19.8 lb  
Height (inches): 59"  
Diameter (inches): 20.9"





# Cubo



## ILLUMINABLE CUBE SIDE TABLE

Cubo with its light sweet and sensual lets you create a lounge environment. In a living room or around a table, Cubo invites you to prolong the intimacy of your evenings. Besides lighting, Cubo can be used as a stool or as a side table or as hanging lamp, thanks to its great strength and its different sizes. Available only in white light.



# Cubo

## CUBO 20

**HANGING LAMP, DIM. 7.9" X 7.9" X 7.9"**

### FINISHES GROUP 4

Polyethylene Lighting matt INDOOR: LA

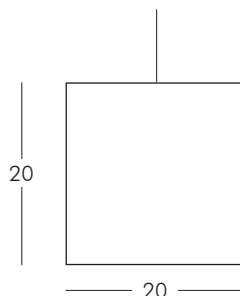
To order the item please use the following codes:

LP CUI020: Polyethylene Lighting INDOOR matt



### DIMENSIONS

Weight:	1.5 lb
Width (inches):	7.9"
Depth (inches):	7.9"
Height (inches):	7.9"



complete list of versions/options also visible on our price list and on [ad.dzineelements.com](https://ad.dzineelements.com)

CUBO 20  
CUBO 30  
CUBO 40  
CUBO 50  
CUBO 75

## CUBO 30

**HANGING LAMP, DIM. 11.8" X 11.8" X 11.8"**

### FINISHES GROUP 4

Polyethylene Lighting matt INDOOR: LA

Polyethylene Lighting matt OUTDOOR: LA

To order the item please use the following codes:

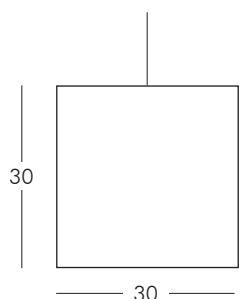
LP CUI030: Polyethylene Lighting INDOOR matt

LP CUH030: Polyethylene Lighting OUTDOOR matt



### DIMENSIONS

Weight:	5.3 lb
Width (inches):	11.8"
Depth (inches):	11.8"
Height (inches):	11.8"



## CUBO 40

**HANGING LAMP, DIM. 16.9" X 16.9" X 16.9"**

### FINISHES GROUP 4

Polyethylene Lighting matt INDOOR: LA

Polyethylene Lighting matt OUTDOOR: LA

To order the item please use the following codes:

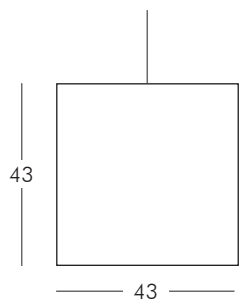
LP CUI040: Polyethylene Lighting INDOOR matt

LP CUH040: Polyethylene Lighting OUTDOOR matt



### DIMENSIONS

Weight:	9 lb
Width (inches):	16.9"
Depth (inches):	16.9"
Height (inches):	16.9"



# Cubo



## ILLUMINABLE CUBE SIDE TABLE

Cubo with its light sweet and sensual lets you create a lounge environment. In a living room or around a table, Cubo invites you to prolong the intimacy of your evenings. Besides lighting, Cubo can be used as a stool or as a side table or as hanging lamp, thanks to its great strength and its different sizes. Available only in white light.

# Cubo

## CUBO 20

**FLOOR LAMP, DIM. 7.9" X 7.9" X 7.9"**

### FINISHES GROUP 4

Polyethylene Lighting matt INDOOR: LA  
Polyethylene Lighting matt OUTDOOR: LA

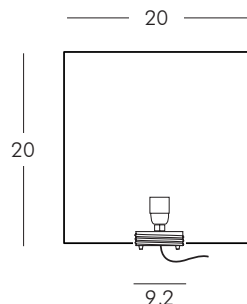
To order the item please use the following codes:

LP CUB020: Polyethylene Lighting matt INDOOR  
- base I3: indoor use only  
LP CUE021: Polyethylene Lighting matt  
OUTDOOR - base E3



### DIMENSIONS

Weight: 1.5 lb  
Width (inches): 7.9"  
Depth (inches): 7.9"  
Height (inches): 7.9"



complete list of  
versions/options  
also visible on  
our price list and on  
[ad.dzineelements.com](http://ad.dzineelements.com)

CUBO 20  
CUBO 25 LED  
CUBO 30  
CUBO 40  
CUBO 50  
CUBO 75

## CUBO 25 LED

**FLOOR LAMP, DIM. 9.8" X 9.8" X 9.8"**

### FINISHES GROUP 4

Polyethylene Lighting matt LED: LA

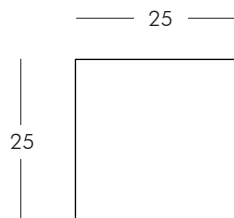
To order the item please use the following codes:

LA CUB025: Polyethylene Lighting matt  
OUTDOOR LED



### DIMENSIONS

Weight: 2.9 lb  
Width (inches): 9.8"  
Depth (inches): 9.8"  
Height (inches): 9.8"



## CUBO 30

**FLOOR LAMP, DIM. 11.8" X 11.8" X 11.8"**

### FINISHES GROUP 4

Polyethylene Lighting matt INDOOR: LA  
Polyethylene Lighting matt OUTDOOR: LA  
Polyethylene Lighting glossy LED: LA

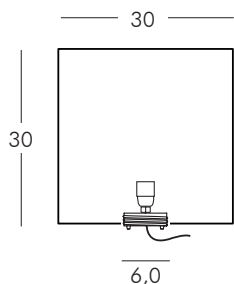
To order the item please use the following codes:

LP CUB032: Polyethylene Lighting matt INDOOR  
- base I3: indoor use only  
LP CUE032: Polyethylene Lighting matt  
OUTDOOR - base E3  
LA CUB030: Polyethylene Lighting glossy LED



### DIMENSIONS

Weight: 5.3 lb  
Width (inches): 11.8"  
Depth (inches): 11.8"  
Height (inches): 11.8"



Giò Colonna Romano

# Cupole



## HALF-SPHERE SHAPED LAMP

Cupole is a hanging lamp in a classical half-sphere shape. Its luminosity and size make it the perfect lighting choice for any kind of setting. The lighting bulb is in sight, allowing a perfect illumination.

# Cupole

MOS081

**HANGING LAMP Ø 31.4"**

**FINISHES GROUP 4**

Polyethylene Standard: FB, FC, FD, FE, FG, FH, FR, FT

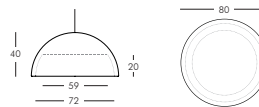
To order the item please use the following codes:

SD MOS081: Polyethylene Standard



## DIMENSIONS

Weight: 22 lb  
Height (inches): 15.6"  
Diameter (inches): 31.4"



complete list of versions/options also visible on our price list and on [ad.dzineelements.com](http://ad.dzineelements.com)

MOS081  
MOS080  
MOS121  
MOS120  
MOS201  
MOS200

MOS080

**HANGING LAMP Ø 31.4"**

**FINISHES GROUP 4**

Polyethylene Lighting: LA  
Polyethylene Lacquered: QA/MF, QB/MQ, QC/MP, QD/MN, QG/MK, QH/MI, QM/MY, QO/MZ, QR/MW, QS/MX

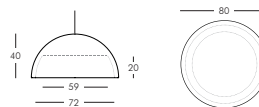
To order the item please use the following codes:

SD MOS080: Polyethylene Lighting  
SL MOS080: Polyethylene Lacquered



## DIMENSIONS

Weight: 22 lb  
Height (inches): 15.6"  
Diameter (inches): 31.4"



MOS121

**HANGING LAMP Ø 47"**

**FINISHES GROUP 4**

Polyethylene Standard: FB, FC, FD, FE, FG, FH, FR, FT

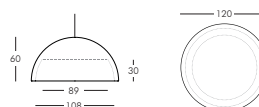
To order the item please use the following codes:

SD MOS121: Polyethylene Standard



## DIMENSIONS

Weight: 46.2 lb  
Height (inches): 23.6"  
Diameter (inches): 47"



MOS120

**HANGING LAMP Ø 47"**

**FINISHES GROUP 4**

Polyethylene Lighting: LA  
Polyethylene Lacquered: QA/MF, QB/MQ, QC/MP, QD/MN, QG/MK, QH/MI, QM/MY, QO/MZ, QR/MW, QS/MX

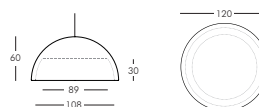
To order the item please use the following codes:

SD MOS120: Polyethylene Lighting  
SL MOS120: Polyethylene Lacquered



## DIMENSIONS

Weight: 46.2 lb  
Height (inches): 23.6"  
Diameter (inches): 47"





Alessandro Guerriero

**Dal****BALL-SHAPED TABLE LAMP**

Essential and elegant in its white colour, DAL is a lightweight, durable lamp that brings light and style into any home. Its fine shape is enriched by an ornated surface that makes Dal the perfect furnishing complement for any design space.



# Dal

DAL045

**BALL-SHAPED TABLE LAMP**

**FINISHES GROUP 4**

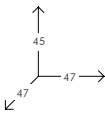
Polyethylene Lighting: LA, LB, LC, LD, LL, LR, LS

To order the item please use the following codes:

SD DAL045: Polyethylene Lighting

**DIMENSIONS**

Weight:	11 lb
Width (inches):	18.5"
Depth (inches):	18.5"
Height (inches):	17.7"



complete list of  
versions/options  
also visible on  
our price list and on  
[ad.dzineelements.com](http://ad.dzineelements.com)

DAL045



# Davide



## LUMINOUS SCULPTURE

Davide is the luminous version of Michelangelo's David sculpture. Its pop feel perfectly fits in contemporary spaces. Made of polyethylene, is available in the iconic luminous white colour.

# Daide

DAV045

## TABLE LAMP

### FINISHES GROUP 4

Polyethylene Lighting: LA, LB, LC, LD, LL, LR, LS  
Polyethylene Lacquered: QA/MF, QB/MQ,  
QC/MP, QD/MN, QG/MK, QH/MI, QM/MY,  
QO/MZ, QR/MW, QS/MX

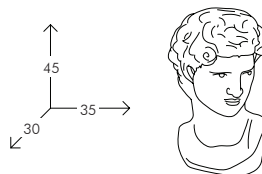
To order the item please use the following  
codes:

LP DAV045: Polyethylene Lighting

SL DAV045: Polyethylene Lacquered

### DIMENSIONS

Weight:	2.2 lb
Width (inches):	11.8"
Depth (inches):	13.8"
Height (inches):	17.7"




complete list of  
versions/options  
also visible on  
our price list and on  
[ad.dzineelements.com](http://ad.dzineelements.com)

DAV045



Luca Somaini

# Dino



## EGG SHAPED LAMP

Dino is an oversize egg made of polyethylene, characterised by elegant lines. It is designed to be put on the floor and to add a playful mood to any space.





# Dino

## DINO 120

### FLOOR LAMP 33.8" Ø, 47.2" HIGH

#### FINISHES GROUP 4

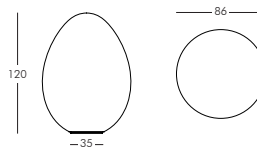
Polyethylene Lighting matt INDOOR: LA  
Polyethylene Lighting matt OUTDOOR: LA

To order the item please use the following codes:

LP OVO122: Polyethylene Lighting matt INDOOR  
- base I3: indoor use only  
LP OVF122: Polyethylene Lighting matt  
OUTDOOR - base E3

#### DIMENSIONS

Weight: 33 lb  
Height (inches): 47.2"  
Diameter (inches): 33.8"



complete list of  
versions/options  
also visible on  
our price list and on  
[ad.dzineelements.com](http://ad.dzineelements.com)

DINO 120

DINO 160



## DINO 160

### FLOOR LAMP 46.1" Ø, 63" HIGH

#### FINISHES GROUP 4

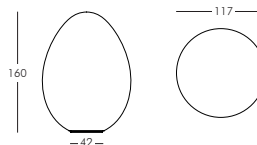
Polyethylene Lighting matt INDOOR: LA  
Polyethylene Lighting matt OUTDOOR: LA

To order the item please use the following codes:

LP OVO162: Polyethylene Lighting matt INDOOR  
- base I3: indoor use only  
LP OVF162: Polyethylene Lighting matt  
OUTDOOR - base E3


#### DIMENSIONS

Weight: 55.1 lb  
Height (inches): 63"  
Diameter (inches): 46.1"



Luca Somaini

# Dino



## EGG SHAPED LAMP

Dino is an oversize egg made of polyethylene, characterised by elegant lines. It is designed to be put on the floor and to add a playful mood to any space.



# Dino

## DINO 120

**HANGING LAMP, DIM. 33.8" Ø, H 47.2"**

### FINISHES GROUP 4

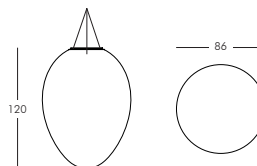
Polyethylene Lighting matt INDOOR: LA

To order the item please use the following codes:

LP OVI120: Polyethylene Lighting INDOOR matt

### DIMENSIONS

Weight: 33 lb  
Height (inches): 47.2"  
Diameter (inches): 33.8"



complete list of  
versions/options  
also visible on  
our price list and on  
[ad.dzineelements.com](http://ad.dzineelements.com)

DINO 120

DINO 160



## DINO 160

**HANGING LAMP, DIM. 46.1" Ø, H 63"**

### FINISHES GROUP 4

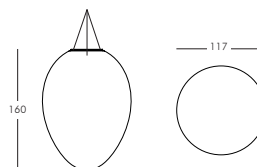
Polyethylene Lighting matt INDOOR: LA

To order the item please use the following codes:

LP OVI160: Polyethylene Lighting INDOOR matt

### DIMENSIONS

Weight: 55.1 lb  
Height (inches): 63"  
Diameter (inches): 46.1"



# Dna



## MODULAR HANGING LAMP

DNA is the new hanging lamp of SLIDE collection enlightened with LED technology. Designed as a modular element, its curved surface transmits a warm decorative light to add a sophisticated touch to any space. DNA is a large size hanging lamp, ideal for contract and to illuminate wide spaces. Its strength lies in its simple form and in the possibility to compose the DNA modules for realizing spiral structures, to create a tangle of lights, colours and suggestions: a modern "review" of the DNA chain.



# Dna

## DNA200

### HANGING LAMP

#### FINISHES GROUP 4

Polyethylene Lighting: LA

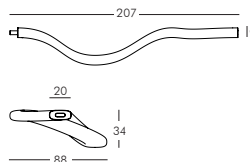
To order the item please use the following codes:

LP DNA200: Polyethylene Lighting



#### DIMENSIONS

Weight: 15.4 lb  
Width (inches): 81.5"  
Depth (inches): 34.6"  
Height (inches): 13.4"



complete list of versions/options also visible on our price list and on [ad.dzineelements.com](https://ad.dzineelements.com)

DNA200  
DNA060  
TFL001A  
TFL001T  
TFL001D  
TFL001L

## DNA060

### DNA CONNECTION

#### FINISHES GROUP 4

Polyethylene Lighting: LA

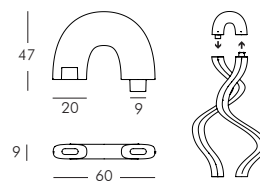
To order the item please use the following codes:

LP DNA060: Polyethylene Lighting



#### DIMENSIONS

Weight: 5.5 lb  
Width (inches): 23.6"  
Depth (inches): 18.5"  
Height (inches): 3.5"



## TFL001A

### LED FLEXIBLE TUBE, DAYLIGHT WHITE LED LIGHT

#### FINISHES GROUP 4

daylight white LED light

To order the item please use the following codes:

LP TFL001A: daylight white LED light



#### DIMENSIONS

Weight: 5.5 lb  
Width (inches): 39"

## TFL001T

### LED FLEXIBLE TUBE, WARM WHITE LED LIGHT

#### FINISHES GROUP 4

warm white LED light

To order the item please use the following codes:

LP TFL001T: warm white LED light



#### DIMENSIONS

Weight: 5.5 lb  
Width (inches): 39"



SLIDE Studio

# Ellisse



## CONTEMPORARY LAMP

Ellisse is a simple and contemporary lamp sublimated by a light sweet and sensual. This elliptical lamp in white polyethylene creates a lounge in a living room or a bedroom. Ellisse is available in different sizes and versions, for indoor and outdoor; it is available only in white light.

# Ellisse

ELI071

**FLOOR LAMP, INDOOR USE ONLY**

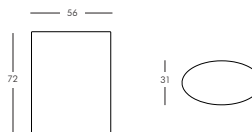
**FINISHES GROUP 4**

Polyethylene Lighting matt: LA

To order the item please use the following codes:  
LP ELI071: Polyethylene Lighting OUTDOOR matt

## DIMENSIONS

Weight: 15.4 lb  
Width (inches): 12.2"  
Depth (inches): 22"  
Height (inches): 28.3"



complete list of versions/options also visible on our price list and on [ad.dzineelements.com](http://ad.dzineelements.com)

ELI071  
ELS071



ELS071

**FLOOR LAMP FOR INDOOR AND OUTDOOR USE**

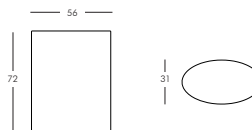
**FINISHES GROUP 4**

Polyethylene Lighting matt: LA

To order the item please use the following codes:  
LP ELS071: Polyethylene Lighting OUTDOOR matt

## DIMENSIONS

Weight: 15.4 lb  
Width (inches): 12.2"  
Depth (inches): 22"  
Height (inches): 28.3"



Jorge Najera

# Fiaccola Ali Babà



## GARDEN LAMP

Fiaccola, is a new lamp signed by SLIDE, extremely linear and suitable for contemporary furnishing trends. Fiaccola is available also for exterior, with a comfortable picket for gardens. To the innovation of colours and shapes, SLIDE adds a new texture to a versatile product. ed is available also in different versions: Globo, Cubo, Molly, Honey.

# Fiaccola Ali Babà

FCA131

**FLOOR LAMP 64.9" HIGH**

**FINISHES GROUP 4**

Polyethylene Lighting: LA

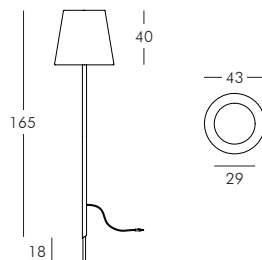
To order the item please use the following codes:

SD FCA131: Polyethylene Lighting



## DIMENSIONS

Weight: 99.2 lb  
Height (inches): 64.9"  
Diameter (inches): 16.9"



complete list of versions/options also visible on our price list and on [ad.dzineelements.com](http://ad.dzineelements.com)

FCA131

FCA151

FCA153

FCA151

**FLOOR LAMP 72.8" HIGH**

**FINISHES GROUP 4**

Polyethylene Lighting: LA

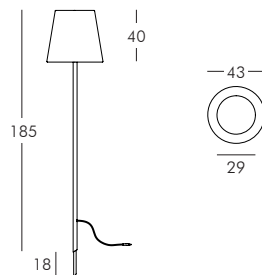
To order the item please use the following codes:

SD FCA151: Polyethylene Lighting



## DIMENSIONS

Weight: 11 lb  
Height (inches): 72.8"  
Diameter (inches): 16.9"



FCA153

**FLOOR LAMP 78.7" HIGH**

**FINISHES GROUP 4**

Polyethylene Lighting: LA

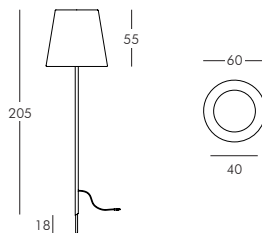
To order the item please use the following codes:

SD FCA153: Polyethylene Lighting



## DIMENSIONS

Weight: 19.84 lb  
Height (inches): 78.7"  
Diameter (inches): 23.6"





SLIDE Studio

# Fiaccola Cubo



## GARDEN LAMP

Fiaccola, is a new lamp signed by SLIDE, extremely linear and suitable for contemporary furnishing trends. Fiaccola is available also for exterior, with a comfortable picket for gardens. To the innovation of colours and shapes, SLIDE adds a new texture to a versatile product. ed is available also in different versions: Ali Babà, Globo, Molly, Honey.



# Fiaccola Cubo

FCC131

**FLOOR LAMP 64.9 INCHES HIGH**

**FINISHES GROUP 4**

Polyethylene Lighting: LA

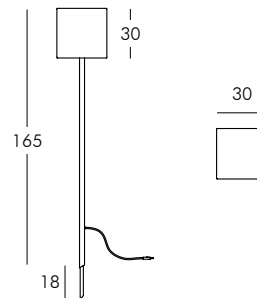
To order the item please use the following codes:

SD FCC131: Polyethylene Lighting



## DIMENSIONS

Weight:	97 lb
Width (inches):	11.8"
Depth (inches):	11.8"
Height (inches):	64.9"



complete list of  
versions/options  
also visible on  
our price list and on  
[ad.dzineelements.com](http://ad.dzineelements.com)

FCC131  
FCC151

FCC151

**FLOOR LAMP 72.8" HIGH**

**FINISHES GROUP 4**

Polyethylene Lighting: LA

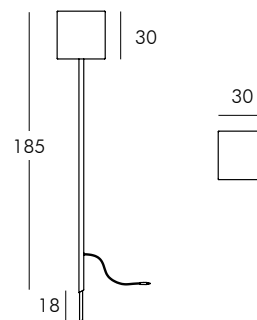
To order the item please use the following codes:

SD FCC151: Polyethylene Lighting



## DIMENSIONS

Weight:	108 lb
Width (inches):	11.8"
Depth (inches):	11.8"
Height (inches):	72.8"



SLIDE Studio

# Fiaccola Globo



## GARDEN LAMP

Fiaccola, is a new lamp signed by SLIDE, extremely linear and suitable for contemporary furnishing trends. Fiaccola is available also for exterior, with a comfortable picket for gardens. To the innovation of colours and shapes, SLIDE adds a new texture to a versatile product. ed is available also in different versions: Ali Babà, Cubo, Molly, Honey.

# Fiaccola Globo

FCG131

**FLOOR LAMP 61" HIGH**

**FINISHES GROUP 4**

Polyethylene Lighting: LA

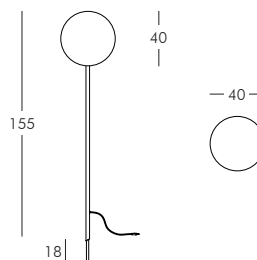
To order the item please use the following codes:

SD FCG131: Polyethylene Lighting



## DIMENSIONS

Weight: 8.81 lb  
Height (inches): 61.02"  
Diameter (inches): 15.7"



complete list of  
versions/options  
also visible on  
our price list and on  
[ad.dzineelements.com](http://ad.dzineelements.com)

FCG131

FCG151

FCG151

**FLOOR LAMP 68.9" HIGH**

**FINISHES GROUP 4**

Polyethylene Lighting: LA

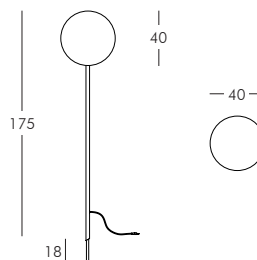
To order the item please use the following codes:

SD FCG151: Polyethylene Lighting



## DIMENSIONS

Weight: 9.92 lb  
Height (inches): 68.8"  
Diameter (inches): 15.7"



SLIDE Studio

# Fiaccola Honey



## GARDEN LAMP

Fiaccola, is a new lamp signed by SLIDE, extremely linear and suitable for contemporary furnishing trends. Fiaccola is available also for exterior, with a comfortable picket for gardens. To the innovation of colours and shapes, SLIDE adds a new texture to a versatile product. ed is available also in different versions: Ali Babà, Cubo, Molly, Globo.



# Fiaccola Honey

FCH131

FLOOR LAMP 65" HIGH

FINISHES GROUP 4

Polyethylene Lighting: LA

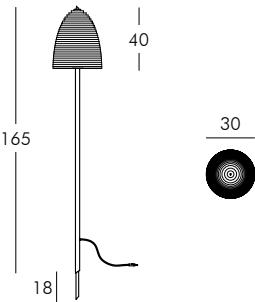
To order the item please use the following codes:

SD FCH131: Polyethylene Lighting



**DIMENSIONS**

Weight: 77.16 lb  
Height (inches): 64.9"  
Diameter (inches): 11.8"



complete list of versions/options also visible on our price list and on [ad.dzineelements.com](http://ad.dzineelements.com)

FCH131  
FCH151

FCH151

FLOOR LAMP 72.8" HIGH

FINISHES GROUP 4

Polyethylene Lighting: LA

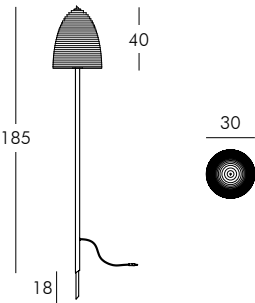
To order the item please use the following codes:

SD FCH151: Polyethylene Lighting



**DIMENSIONS**

Weight: 8.89 lb  
Height (inches): 72.8"  
Diameter (inches): 11.8"





SLIDE Studio

# Fiaccola Molly



## GARDEN LAMP

Fiaccola, is a new lamp signed by SLIDE, extremely linear and suitable for contemporary furnishing trends. Fiaccola is available also for exterior, with a comfortable picket for gardens. To the innovation of colours and shapes, SLIDE adds a new texture to a versatile product. ed is available also in different versions: Ali Babà, Cubo, Globo, Honey.

# Fiaccola Molly

FCM131

**FLOOR LAMP 6.5" HIGH**

**FINISHES GROUP 4**

Polyethylene Lighting: LA

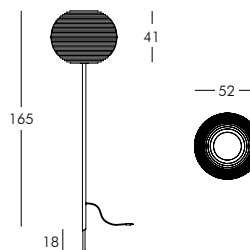
To order the item please use the following codes:

SD FCM131: Polyethylene Lighting



## DIMENSIONS

Weight: 13.2 lb  
Height (inches): 64.9"  
Diameter (inches): 20.4"



complete list of  
versions/options  
also visible on  
our price list and on  
[ad.dzineelements.com](http://ad.dzineelements.com)

FCM131

FCM151

FCM151

**FLOOR LAMP 72.8" HIGH**

**FINISHES GROUP 4**

Polyethylene Lighting: LA

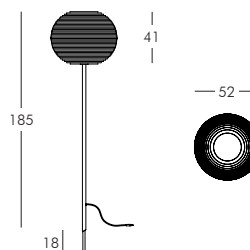
To order the item please use the following codes:

SD FCM151: Polyethylene Lighting




## DIMENSIONS

Weight: 14.33 lb  
Height (inches): 72.8"  
Diameter (inches): 20.4"



Giò Colonna Romano

**Fit****MODULAR LAMP**

Fit is a lamp composed by two identical geometric modules that interlock as puzzle pieces. As a lamp, fit livens up contemporary spaces and brings on good memories to all tetris fans.

# Fit

FIT045

FLOOR LAMP

FINISHES GROUP 4

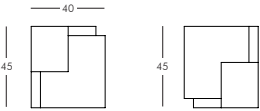
Polyethylene Lighting: LA, LB, LC, LD, LL, LR, LS

To order the item please use the following codes:

SD FIT045: Polyethylene Lighting

DIMENSIONS

Weight:	11 lb
Width (inches):	17.7"
Depth (inches):	15.7"
Height (inches):	17.7"




complete list of  
versions/options  
also visible on  
our price list and on  
[ad.dzineelements.com](http://ad.dzineelements.com)

FIT045





SLIDE Studio

**Fluo****FLOOR LIGHT**

Simple and contemporary, FLUO glows of a sweet, sensual light. This column in white polyethylene immediately creates a lounge feel in a living room or bedroom. Fluo is available in different sizes and only in white.



# Fluo

CIL041

**FLOOR LAMP, DIM. 11.8" Ø H 15.7" LED  
SYSTEM OR INDOOR USE ONLY**

**FINISHES GROUP 4**

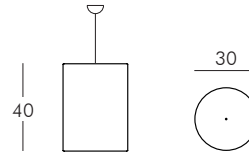
Polyethylene Lighting: LA  
Polyethylene Lighting LED: LA

To order the item please use the following  
codes:  
LA CIL041: Polyethylene Lighting LED  
LP CIL041: Polyethylene Lighting (indoor use  
only)



## DIMENSIONS

Weight: 4.4 lb  
Height (inches): 15.7"  
Diameter (inches): 11.8"



complete list of  
versions/options  
also visible on  
our price list and on  
[ad.dzineelements.com](http://ad.dzineelements.com)

CIL041  
CIE041  
CIL080  
CIE080  
CIL130  
CIE130  
CIL170  
CIE170  
CIL070  
CIE070  
BFC050

CIE041

**FLOOR LAMP, DIM. 11.8" Ø H 15.7"  
INDOOR AND OUTDOOR USE**

**FINISHES GROUP 4**

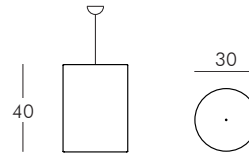
Polyethylene Lighting: LA

To order the item please use the following  
codes:  
LP CIE041: Polyethylene Lighting



## DIMENSIONS

Weight: 4.4 lb  
Height (inches): 15.7"  
Diameter (inches): 11.8"



CIL080

**FLOOR LAMP, DIM. 11.8" Ø H 31.5"  
INDOOR USE ONLY**

**FINISHES GROUP 4**

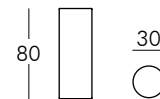
Polyethylene Lighting: LA

To order the item please use the following  
codes:  
LP CIL080: Polyethylene Lighting (indoor use  
only)



## DIMENSIONS

Weight: 11 lb  
Height (inches): 31.5"  
Diameter (inches): 11.8"



CIE080

**FLOOR LAMP, DIM. 11.8" Ø H 31.5"  
INDOOR AND OUTDOOR USE**

**FINISHES GROUP 4**

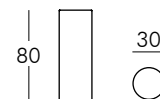
Polyethylene Lighting: LA

To order the item please use the following  
codes:  
LP CIE080: Polyethylene Lighting



## DIMENSIONS

Weight: 6.6 lb  
Height (inches): 31.5"  
Diameter (inches): 11.8"



Guglielmo Berchicci

# Fuse



## HANGING LAMP

Fuse is a hanging cylinder-shaped light with metal inserts. Its functionality and originality make it perfect for the most fashionable settings. Available only in a white luminous version.

# Fuse

FUS130

HANGING LAMP 51.1" LONG

FINISHES GROUP 4

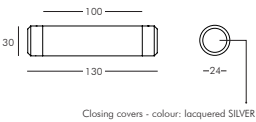
Polyethylene Lighting: LA

To order the item please use the following codes:  
SD FUS130: Polyethylene Lighting



**DIMENSIONS**

Weight: 22 lb  
Height (inches): 51.1"  
Diameter (inches): 11.8"



complete list of versions/options also visible on our price list and on [ad.dzineelements.com](http://ad.dzineelements.com)

FUS130  
FUS170

FUS170

HANGING LAMP 66.9" LONG

FINISHES GROUP 4

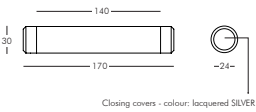
Polyethylene Lighting: LA

To order the item please use the following codes:  
SD FUS170: Polyethylene Lighting



**DIMENSIONS**

Weight: 30.8 lb  
Height (inches): 66.9"  
Diameter (inches): 11.8"



Giò Colonna Romano

# Giò Wind



## HANGING LAMP

Hanging lamp

# Giò Wind

GWH200

**HANGING LAMP**

**FINISHES GROUP 4**

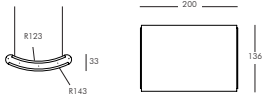
Polyethylene Lighting: LA

To order the item please use the following codes:

SD GWH200: Polyethylene Lighting

**DIMENSIONS**

Weight:	88 lb
Width (inches):	53.5"
Depth (inches):	13"
Height (inches):	78.7"



complete list of versions/options also visible on our price list and on [ad.dzineelements.com](http://ad.dzineelements.com)

GWH200





SLIDE Studio

# Globo



## ILLUMINABLE SPHERE

Globo is a versatile collection of SLIDE. It is available in several versions for both indoor and outdoor use. Globo can be used as a hanging light off of a ceiling or even as a floating light on top of a pool. Made of polyethylene, Globo is available in many sizes.



# Globo

## GLOBO 25

### TABLE LAMP 9.8" Ø

#### FINISHES GROUP 4

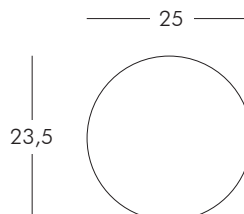
Polyethylene Lighting matt LED: LA

To order the item please use the following codes:  
LA SFE025: Polyethylene Lighting matt LED



#### DIMENSIONS

Weight: 1.5 lb  
Height (inches): 9.1"  
Diameter (inches): 9.8"



complete list of versions/options also visible on our price list and on [ad.dzineelements.com](http://ad.dzineelements.com)

GLOBO 25  
GLOBO 30  
GLOBO 40  
GLOBO 50  
GLOBO 60  
GLOBO 70  
GLOBO 80  
RIN300  
GLOBO 120  
GLOBO 200  
TUB001  
TUB002

## GLOBO 30

### FLOOR LAMP / TABLE LAMP 11.8" Ø

#### FINISHES GROUP 4

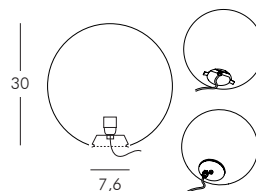
Polyethylene Lighting glossy INDOOR: LA  
Polyethylene Lighting matt INDOOR: LA  
Polyethylene Lighting glossy OUTDOOR: LA  
Polyethylene Lighting matt OUTDOOR: LA  
Polyethylene Lighting glossy LED: LA

To order the item please use the following codes:  
LP SFE030: Polyethylene Lighting glossy INDOOR - base I1: indoor use only  
LP SFE032: Polyethylene Lighting matt INDOOR - base I3: indoor use only  
LP SFF030: Polyethylene Lighting glossy OUTDOOR - base E1  
LP SFF032: Polyethylene Lighting matt OUTDOOR - base E3  
LA SFE030: Polyethylene Lighting glossy LED



#### DIMENSIONS

Weight: 5.7 lb  
Diameter (inches): 11.8"



## GLOBO 40

### FLOOR LAMP / TABLE LAMP 15.7" Ø

#### FINISHES GROUP 4

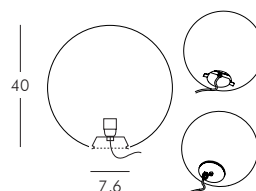
Polyethylene Lighting glossy INDOOR: LA  
Polyethylene Lighting matt INDOOR: LA  
Polyethylene Lighting glossy OUTDOOR: LA  
Polyethylene Lighting matt OUTDOOR: LA  
Polyethylene Lighting glossy LED: LA

To order the item please use the following codes:  
LP SFE040: Polyethylene Lighting glossy INDOOR - base I1: indoor use only  
LP SFE042: Polyethylene Lighting matt INDOOR - base I3: indoor use only  
LP SFF040: Polyethylene Lighting glossy OUTDOOR - base E1  
LP SFF042: Polyethylene Lighting matt OUTDOOR - base E3  
LB SFE040: Polyethylene Lighting glossy LED



#### DIMENSIONS

Weight: 4.4 lb  
Diameter (inches): 15.7"





SLIDE Studio

# Globo



## ILLUMINABLE SPHERE

Globo is a versatile collection of SLIDE. It is available in several versions for both indoor and outdoor use. Globo can be used as a hanging light off of a ceiling or even as a floating light on top of a pool. Made of polyethylene, Globo is available in many sizes.



# Globo hanging

## GLOBO 30

### HANGING LAMP 11.8" Ø

#### FINISHES GROUP 4

Polyethylene Lighting glossy INDOOR: LA  
Polyethylene Lighting glossy OUTDOOR: LA

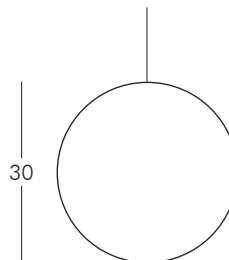
To order the item please use the following codes:

LP SFI030: Polyethylene Lighting glossy INDOOR  
LP SFH030: Polyethylene Lighting glossy OUTDOOR



#### DIMENSIONS

Weight: 2.6 lb  
Diameter (inches): 11.8"



complete list of  
versions/options  
also visible on  
our price list and on  
[ad.dzineelements.com](http://ad.dzineelements.com)

GLOBO 30  
GLOBO 40  
GLOBO 50  
GLOBO 60  
GLOBO 70  
GLOBO 80  
GLOBO 120  
GLOBO 200

## GLOBO 40

### HANGING LAMP 15.7" Ø

#### FINISHES GROUP 4

Polyethylene Lighting glossy INDOOR: LA  
Polyethylene Lighting glossy OUTDOOR: LA

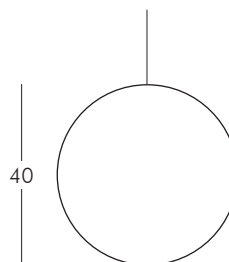
To order the item please use the following codes:

LP SFI040: Polyethylene Lighting glossy INDOOR  
LP SFH040: Polyethylene Lighting glossy OUTDOOR



#### DIMENSIONS

Weight: 4.4 lb  
Diameter (inches): 15.7"



## GLOBO 50

### HANGING LAMP 19.7" Ø

#### FINISHES GROUP 4

Polyethylene Lighting glossy INDOOR: LA  
Polyethylene Lighting glossy OUTDOOR: LA

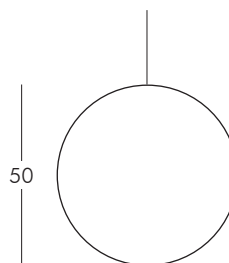
To order the item please use the following codes:

LP SFI050: Polyethylene Lighting glossy INDOOR  
LP SFH050: Polyethylene Lighting glossy OUTDOOR



#### DIMENSIONS

Weight: 7.7 lb  
Diameter (inches): 19.7"



Luigi Amendola

# Honey



## PLAYFUL LAMP

Honey is a playful, casual, beehive-shaped lamp that decorates in an unusual way both indoor and outdoor spaces. Lightweight and durable, Honey features a blue or yellow top tip that enriches the overall effect. Honey is ideal for temporary set ups, where lighting enhances lines and design creating a visually powerful effect.





# Honey

HON040

TABLE LAMP

FINISHES GROUP 4

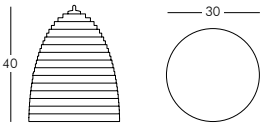
Polyethylene Lighting, methacrylate: LA

To order the item please use the following codes:

SD HON040: Polyethylene Lighting

DIMENSIONS

Weight:	3.3 lb
Height (inches):	15.7"
Diameter (inches):	11.8"



complete list of versions/options also visible on our price list and on [ad.dzineelements.com](http://ad.dzineelements.com)

HON040



Giò Colonna Romano

# Il Vaso MyFlower



POT

# Il Vaso Myflower

ILV140

**POT 55.1" HIGH**

**FINISHES GROUP 4**

Polyethylene Standard: FB, FC, FD, FE, FG, FH, FR, FT

Polyethylene Lighting: LA, LR, LU

Polyethylene Lacquered: QA/MF, QB/MQ, QC/MP, QD/MN, QG/MK, QH/MI, QM/MY, QO/MZ, QR/MW, QS/MX

To order the item please use the following codes:

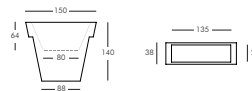
SD ILV140: Polyethylene Standard

LP ILV140: Polyethylene Lighting

SL ILV140: Polyethylene Lacquered

## DIMENSIONS

Weight: 66 lb  
Width (inches): 59"  
Depth (inches): 14.9"  
Height (inches): 55.1"



complete list of versions/options also visible on our price list and on [ad.dzineelements.com](http://ad.dzineelements.com)

ILV140  
FLO180  
FLV001



FLO180

**DIVIDER 68.9" HIGH**

**FINISHES GROUP 4**

Polyethylene Lighting: LA, LR, LU

Polyethylene Lacquered: QA/MF, QB/MQ, QC/MP, QD/MN, QG/MK, QH/MI, QM/MY, QO/MZ, QR/MW, QS/MX


To order the item please use the following codes:

SD FLO180: Polyethylene Lighting

SL FLO180: Polyethylene Lacquered

## DIMENSIONS

Weight: 44.09 lb  
Width (inches): 43.3"  
Depth (inches): 9.45"  
Height (inches): 68.9"



FLV001

**ASSEMBLY KIT**

**FINISHES GROUP 4**

Assembly Kit

To order the item please use the following codes:

SD FLV001: Assembly Kit

## DIMENSIONS





### LUMINOUS PARALLELEPIPED

lo is a simple and contemporary lamp, sublimated by a light sweet and sensual. This parallelepiped in white polyethylene creates a lounge in a living room or a bedroom. lo is available in different sizes and versions, for indoor and outdoor; It is available only in white light.



IOL061

**FLOOR LAMP, INDOOR USE ONLY**

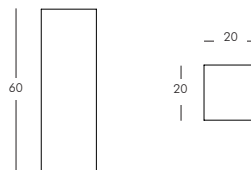
**FINISHES GROUP 4**

Polyethylene Lighting matt: LA

To order the item please use the following codes:  
LP IOL061: Polyethylene Lighting OUTDOOR matt

**DIMENSIONS**

Weight: 5.5 lb  
Width (inches): 7.8"  
Depth (inches): 7.8"  
Height (inches): 23.6"



complete list of versions/options also visible on our price list and on [ad.dzineelements.com](http://ad.dzineelements.com)

IOL061  
IOE061



IOE061

**FLOOR LAMP FOR INDOOR AND OUTDOOR USE**

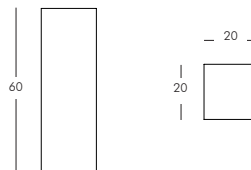
**FINISHES GROUP 4**

Polyethylene Lighting matt: LA

To order the item please use the following codes:  
LP IOE061: Polyethylene Lighting OUTDOOR matt

**DIMENSIONS**

Weight: 5.5 lb  
Width (inches): 7.8"  
Depth (inches): 7.8"  
Height (inches): 23.6"





SLIDE Studio

# Junior



## TEDDY BEAR LAMP

Junior is the fun teddy bear lamp designed by SLIDE Studio. Junior is available in white and in the trendy shades of yellow, sky blue and pink. Junior is a fun alternative to light up your home and give a cool touch of exuberance to domestic spaces.

# Junior

ORS040

**TABLE LAMP**

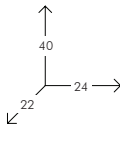
**FINISHES GROUP 4**

Polyethylene Lighting: LA, LB, LC, LD, LL, LR, LS  
Polyethylene Lighting LED: LA  
Polyethylene Lacquered: QA/MF, QB/MQ,  
QC/MP, QD/MN, QG/MK, QH/MI, QM/MY,  
QO/MZ, QR/MW, QS/MX

To order the item please use the following  
codes:  
LA ORS040: Polyethylene Lighting LED  
LP ORS040: Polyethylene Lighting (indoor use  
only)  
SL ORS040: Polyethylene Lacquered

**DIMENSIONS**

Width (inches): 9.4"  
Depth (inches): 8.7"  
Height (inches): 15.7"



complete list of  
versions/options  
also visible on  
our price list and on  
[ad.dzineelements.com](http://ad.dzineelements.com)

ORS040



SLIDE Studio

# Junior



## TEDDY BEAR LAMP

Junior is the fun teddy bear lamp designed by SLIDE Studio. Junior is available in white and in the trendy shades of yellow, sky blue and pink. Junior is a fun alternative to light up your home and give a cool touch of exuberance to domestic spaces.

# Junior

ORP040

**WALL LAMP**

**FINISHES GROUP 4**

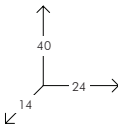
Polyethylene Lighting: LA, LB, LC, LD, LL, LR, LS

To order the item please use the following codes:

LP ORP040: Polyethylene Lighting

**DIMENSIONS**

Weight:	2.6 lb
Width (inches):	9.4"
Depth (inches):	5.5"
Height (inches):	15.7"



complete list of  
versions/options  
also visible on  
our price list and on  
**[ad.dzineelements.com](http://ad.dzineelements.com)**

ORP040



Karim Rashid

**Juxt**

### HANGING LAMP

Juxt is a hanging lamp with an extremely elegant and simple shape, able to discretely adapt to any kind of space. Elliptic in shape, Juxt features a smooth, fluid outer surface contrasting with a rough, irregular inner surface. Juxt comes equipped with a light bulb in plain sight. When switched on, light reflects upon the irregular inner surface and creates unusual lighting effects.





# Juxt

JUX050

**HANGING LAMP**

**FINISHES GROUP 4**

Polyethylene Standard & FU: FC, FD, FE, FG, FH, FR, FT, FU

Polyethylene Lighting & LU: LA, LB, LC, LD, LL, LR, LS, LU

Polyethylene Lacquered: QA/MF, QB/MQ, QC/MP, QD/MN, QG/MK, QH/MI, QM/MY, QO/MZ, QR/MW, QS/MX

To order the item please use the following codes:

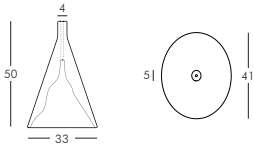
SD JUX050: Polyethylene Standard & FU

LP JUX050: Polyethylene Lighting & LU

SL JUX050: Polyethylene Lacquered

**DIMENSIONS**

Weight:	4.4 lb
Width (inches):	16.1"
Depth (inches):	13"
Height (inches):	19.7"




complete list of  
versions/options  
also visible on  
our price list and on  
**ad.dzineelements.com**

JUX050



Bruno Houssin

# Kaleido



## MODULAR LAMP

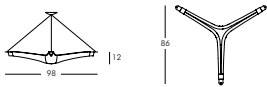
Kaleido is an exclusive modular lamp to be used in both swing and wall compositions, either horizontally or vertically. Kaleido is inspired by the countless facets of kaleidoscopes and is integrated with an energy saving bulb or LED technology. It will surely bring a unique illumination into any space that it is used in.

# Kaleido

KLD080  
**HANGING MODULAR LAMP 33.8" HIGH**  
**FINISHES GROUP 4**

Polyethylene Lighting: LA  
To order the item please use the following codes:  
LP KLD080: Polyethylene Lighting

DIMENSIONS	
Weight:	4.4 lb
Width (inches):	38.5"
Depth (inches):	4.7"
Height (inches):	33.8"



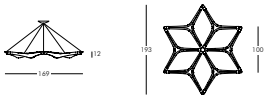
complete list of versions/options also visible on our price list and on [ad.dzineelements.com](http://ad.dzineelements.com)

KLD080  
KLD160

KLD160  
**HANGING MODULAR LAMP 76" HIGH**  
**FINISHES GROUP 4**

Polyethylene Lighting: LA  
To order the item please use the following codes:  
LP KLD160: Polyethylene Lighting

DIMENSIONS	
Weight:	22 lb
Width (inches):	66.5"
Depth (inches):	76"
Height (inches):	4.7"



Karim Rashid

# Knot



## HANGING LED LAMP

Knot is a new hanging lamp in the SLIDE collection. Illuminated with LED technology, Knot is characterised by a sleek and unusual shape, which suggests a feeling of lightness and flexibility. It is a truly scenic lighting element that fits in and livens up any kind of contemporary setting. Its curvy design is perfect for both home and contract spaces - anywhere you might need an emotional, smooth lighting. It is available with LED flexible neon in various colours.



# Knot

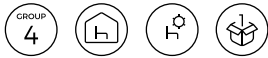
## KNO280A

### HANGING LAMP DAYLIGHT LED (6500K)

#### FINISHES GROUP 4

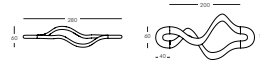
Polyethylene Lighting: LA

To order the item please use the following codes:  
LP KNO280A: Polyethylene Lighting daylight white LED light



#### DIMENSIONS

Weight:	44 lb
Width (inches):	110.2"
Depth (inches):	51.2"
Height (inches):	23.6"



complete list of versions/options also visible on our price list and on [ad.dzineelements.com](http://ad.dzineelements.com)

KNO280A  
KNO280T  
KNO280D  
KNO280L

## KNO280T

### HANGING LAMP WARM LED (2700K)

#### FINISHES GROUP 4

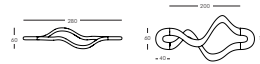
Polyethylene Lighting: LA

To order the item please use the following codes:  
LP KNO280T: Polyethylene Lighting warm white LED light



#### DIMENSIONS

Weight:	44 lb
Width (inches):	110.2"
Depth (inches):	51.2"
Height (inches):	23.6"



## KNO280D

### HANGING LAMP, RED LED LIGHT

#### FINISHES GROUP 4

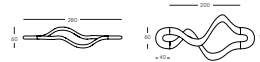
Polyethylene Lighting: LA

To order the item please use the following codes:  
LP KNO280D: Polyethylene Lighting red LED light



#### DIMENSIONS

Weight:	44 lb
Width (inches):	110.2"
Depth (inches):	51.2"
Height (inches):	23.6"



## KNO280L

### HANGING LAMP, BLUE LED LIGHT

#### FINISHES GROUP 4

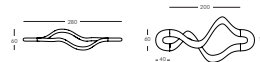
Polyethylene Lighting: LA

To order the item please use the following codes:  
LP KNO280L: Polyethylene Lighting blue LED light



#### DIMENSIONS

Weight:	44 lb
Width (inches):	110.2"
Depth (inches):	51.2"
Height (inches):	23.6"





Jorge Najera

# Light drink



## LUMINOUS ICE HOLDER

Light Drink is an original atmosphere lamp, that can be used also as a bottle/ice holder. It has a shape of a glass and be used indoors and outdoors. Light Drink is made in polyethylene by means of rotational moulding. It is lightweight, easily transportable and suitable for both private and public events. White is the only colour available and can be illuminated with RGB LED technology without cable.

# Light Drink

DRL075

## ICEBOX

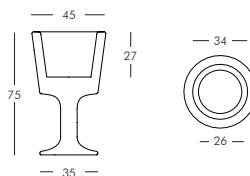
### FINISHES GROUP 4

Polyethylene Lighting: LA  
Polyethylene Lighting LED: LA

To order the item please use the following codes:  
LA DRL075: Polyethylene Lighting LED  
SD DRL075: Polyethylene Lighting (indoor use only)

## DIMENSIONS

Weight: 15.4 lb  
Height (inches): 29.5"  
Diameter (inches): 17.6"



complete list of  
versions/options  
also visible on  
our price list and on  
[ad.dzineelements.com](http://ad.dzineelements.com)

DRL075



# Lighttree



## CHRISTMAS TREE

Lighttree is a floor lamp with an essential, bold design. It re-interprets the traditional mountain pine and adds a special light and colour to the Christmas atmosphere. Lighttree can fit in any kind of space (small or big) thanks to its various sizes. It is available in a range of heights. It comes in traditional green, warm red and snowy white.



# Lighttree

TRE045

**FLOOR LAMP 17.7" HIGH, INDOOR USE ONLY**

**FINISHES GROUP 4**

Polyethylene Lacquered: QA/MF, QB/MQ, QC/MP, QD/MN, QG/MK, QH/MI, QM/MY, QO/MZ, QR/MW, QS/MX

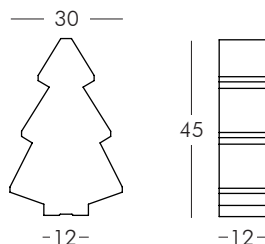
To order the item please use the following codes:

SL TRE045: Polyethylene Lacquered



**DIMENSIONS**

Weight: 2.4 lb  
Width (inches): 11.8"  
Depth (inches): 4.7"  
Height (inches): 17.6"



complete list of versions/options also visible on our price list and on [ad.dzineelements.com](http://ad.dzineelements.com)

TRE045

TRF045

TRE100

TRF100

TRE150

TRF150

TRE200

TRF045

**FLOOR LAMP 17.7" HIGH, INDOOR AND OUTDOOR USE**

**FINISHES GROUP 4**

Polyethylene Lighting: LA, LD, LR

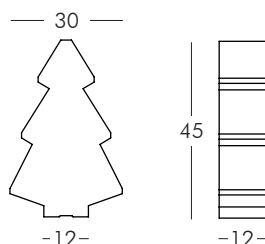
To order the item please use the following codes:

SD TRF045: Polyethylene Lighting



**DIMENSIONS**

Weight: 2.4 lb  
Width (inches): 11.8"  
Depth (inches): 4.7"  
Height (inches): 17.7"



TRE100

**FLOOR LAMP 39.4" HIGH, INDOOR USE ONLY**

**FINISHES GROUP 4**

Polyethylene Lighting: LA, LD, LR

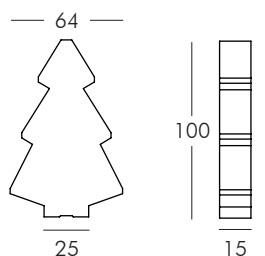
To order the item please use the following codes:

SD TRE100: Polyethylene Lighting



**DIMENSIONS**

Weight: 11 lb  
Width (inches): 25.2"  
Depth (inches): 5.9"  
Height (inches): 39"



TRF100

**FLOOR LAMP 100 CM HIGH, INDOOR AND OUTDOOR USE**

**FINISHES GROUP 4**

Polyethylene Lighting: LA, LD, LR

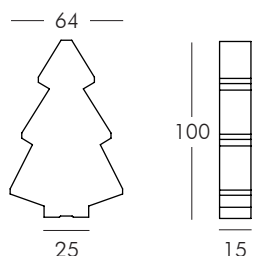
To order the item please use the following codes:

SD TRF100: Polyethylene Lighting



**DIMENSIONS**

Weight: 11 lb  
Width (inches): 25.2"  
Depth (inches): 5.9"  
Height (inches): 39"





Stefano Giovannoni

# Love



## LOVELIGHT

Love is a lamp designed by Stefano Giovannoni. It is available in two lighting colours, light white and light red.





# Love

## LOV021

### TABLE LAMP

#### FINISHES GROUP 4

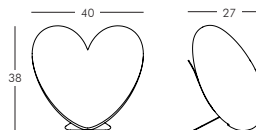
Polyethylene Lighting: LA, LD  
Polyethylene Lacquered: QA/MF, QB/MQ,  
QC/MP, QD/MN, QG/MK, QH/MI, QM/MY,  
QO/MZ, QR/MW, QS/MX

To order the item please use the following  
codes:  
SD LOV021: Polyethylene Lighting (for indoor  
use only)  
SL LOV021: Polyethylene Lacquered



#### DIMENSIONS

Weight: 5.5 lb  
Width (inches): 10.6"  
Depth (inches): 15.7"  
Height (inches): 15"



complete list of  
versions/options  
also visible on  
our price list and on  
[ad.dzineelements.com](http://ad.dzineelements.com)

LOV021  
LOV020

## LOV020

### WALL LAMP

#### FINISHES GROUP 4

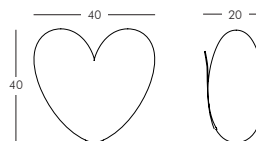
Polyethylene Lighting: LA, LD  
Polyethylene Lacquered: QA/MF, QB/MQ,  
QC/MP, QD/MN, QG/MK, QH/MI, QM/MY,  
QO/MZ, QR/MW, QS/MX

To order the item please use the following  
codes:  
SD LOV020: Polyethylene Lighting (for indoor  
use only)  
SL LOV020: Polyethylene Lacquered



#### DIMENSIONS

Weight: 5.5 lb  
Width (inches): 7.9"  
Depth (inches): 15.7"  
Height (inches): 15.7"



SLIDE Studio

# Manhattan



## IRREGULAR SHAPED FLOOR LAMP

Manhattan is the new floor lamp that enriches the family of lamps of the SLIDE Collection. Irregular prism, surprises for its facets that give it a new image depending on the angle from which it is observed. Manhattan is thought for both residential, indoor and outdoor, and contract. (Manhattan won the HA+D Award in 2012)

# Manhattan

## MAN190

### FLOOR LAMP FOR INDOOR USE ONLY

#### FINISHES GROUP 4

Polyethylene Lighting: LA

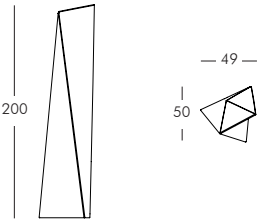
To order the item please use the following codes:

SD MAN190: Polyethylene Lighting



#### DIMENSIONS

Weight:	24.2 lb
Width (inches):	19.7"
Depth (inches):	19.3"
Height (inches):	78.7"



complete list of versions/options also visible on our price list and on [ad.dzineelements.com](http://ad.dzineelements.com)

MAN190  
MAF190

## MAF190

### FLOOR LAMP FOR INDOOR AND OUTDOOR USE

#### FINISHES GROUP 4

Polyethylene Lighting: LA

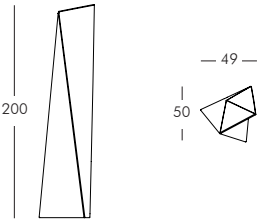
To order the item please use the following codes:

SD MAF190: Polyethylene Lighting



#### DIMENSIONS

Weight:	24.2 lb
Width (inches):	19.7"
Depth (inches):	19.3"
Height (inches):	78.7"



Ferdi Giardini

# Manteau



## ELEGANT LAMP

Manteau is an elegant, discreet lamp, with soft lines and a relatively small size. It fits in any kind of space and is also available in an outdoor version. Manteau allows an original furnishing of any domestic area.

# Manteau

MAT040

TABLE LAMP

FINISHES GROUP 4


Polyethylene Lighting: LA

To order the item please use the following codes:

LP MAT040: Polyethylene Lighting

DIMENSIONS

Weight: 6.6 lb  
Height (inches): 18.5"  
Diameter (inches): 22.44"



complete list of versions/options also visible on our price list and on [ad.dzineelements.com](http://ad.dzineelements.com)

MAT040

MAT041

MAT041

HANGING LIGHT

FINISHES GROUP 4


Polyethylene Lighting: LA

To order the item please use the following codes:

LP MAT041: Polyethylene Lighting

DIMENSIONS

Weight: 6.6 lb  
Height (inches): 17.8"  
Diameter (inches): 21.65"





SLIDEStudio

**Molly****LAMP/STOOL**

Molly is a polyfunctional item that can be used either as a lamp or as a stool. It is made of polyethylene, and thanks to its versatility it fits well in contemporary spaces of any kind. Molly's white colour, classic shape, resistance and lightness make it perfect to light up the living spaces with style and essentiality. It works equally well in children's bedrooms and in large public spaces.



# Molly

MOL041

FLOOR LAMP FOR INDOOR USE ONLY

FINISHES GROUP 4

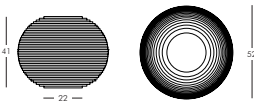
Polyethylene Lighting: LA, LB, LC, LD, LL, LR, LS

To order the item please use the following codes:

SD MOL041: Polyethylene Lighting

DIMENSIONS

Weight: 8.8 lb  
Height (inches): 16.1 "  
Diameter (inches): 20.5 "



complete list of versions/options also visible on our price list and on [ad.dzineelements.com](http://ad.dzineelements.com)

MOL041  
MOL040

MOL040

FLOOR LAMP FOR INDOOR AND OUTDOOR USE

FINISHES GROUP 4

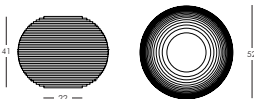
Polyethylene Lighting: LA

To order the item please use the following codes:

SD MOL040: Polyethylene Lighting

DIMENSIONS

Weight: 8.8 lb  
Height (inches): 16.1 "  
Diameter (inches): 20.5 "



Delphine Dorgler

# Morea



## OVAL LAMP



Morea shape recalls a beehive and decorates both indoor and outdoor spaces. Morea is ideal for temporary set ups, where lighting enhances lines and design creating a visually powerful effect. Morea is available in white and with a steel support.

# Morea

MOR020

TABLE LAMP

FINISHES GROUP 4

Polyethylene Lighting: LA, LB, LC, LD, LL, LR, LS

To order the item please use the following codes:

SD MOR020: Polyethylene Lighting

DIMENSIONS

Weight: 5 lb  
Height (inches): 7"

complete list of versions/options also visible on our price list and on [ad.dzineelements.com](http://ad.dzineelements.com)

MOR020





### TABLE LAMP

No is a table lamp designed by SLIDE Studio. It is available in light white.





# No

NOT030

TABLE LAMP

FINISHES GROUP 4

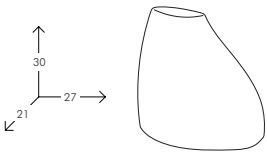
Polyethylene Lighting: LA

To order the item please use the following codes:

SD NOT030: Polyethylene Lighting

**DIMENSIONS**

Weight:	2.4 lb
Width (inches):	10.5"
Depth (inches):	8.2"
Height (inches):	11.7"



complete list of  
versions/options  
also visible on  
our price list and on  
[ad.dzineelements.com](http://ad.dzineelements.com)

NOT030



Defne Koz

# Nuvola hanging



## CLOUD SHAPED HANGING LIGHT

Nuvola is an informal, functional hanging lamp. It brings the feeling of the fresh outdoors into any indoor space. Available only in a white luminous version.

# Nuvola hanging

NUV150

CLOUD SHAPED HANGING LIGHT

FINISHES GROUP 4

Polyethylene Lighting: LA

To order the item please use the following codes:

SD NUV150: Polyethylene Lighting

DIMENSIONS


Weight:	37.4 lb
Width (inches):	59.8"
Depth (inches):	37.4"
Height (inches):	9"



complete list of versions/options also visible on our price list and on [ad.dzineelements.com](http://ad.dzineelements.com)

NUV150





## FLOOR LAMP

Pearl is the new floor lamp designed by SLIDE Studio., has been designed to furnish any interior and contract spaces. Pearl is composed of a metallic base and a diffuser illuminated with led technology. Realised with a combination of five spheres with a shiny finish, it recalls the shape of a string of pearls, diffusing a delicate and elegant light.

# Pearl

PRL170

**FLOOR LAMP DAYLIGHT LED (6500K)**

**FINISHES GROUP 4**

Polyethylene Lighting: LA

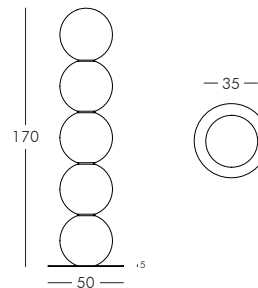
To order the item please use the following codes:

LP PRL170: Polyethylene Lighting



## DIMENSIONS

Weight: 46.2 lb  
Height (inches): 66.9"  
Diameter (inches): 19.7"



complete list of  
versions/options  
also visible on  
our price list and on  
[ad.dzineelements.com](http://ad.dzineelements.com)

PRL170

PRL171

PRL171

**FLOOR LAMP WARM LED (2700K)**

**FINISHES GROUP 4**

Polyethylene Lighting: LA

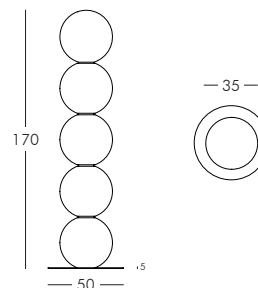
To order the item please use the following codes:

LP PRL171: Polyethylene Lighting



## DIMENSIONS

Weight: 46.2 lb  
Height (inches): 66.9"  
Diameter (inches): 19.7"





SLIDE Studio

# Peggy



## PIG SHAPED LAMP

Peggy is a cute, playful luminous pig that joins the SLIDE Collection of table lamps inspired by animals. Peggy's mild temperament makes it the ideal companion to share your domestic space. Its soft light discretely colours up and smooths away the day for children and adults alike. Peggy can also be integrated with an energy-saving bulb system or with LED technology. It is available in all lamp colours and lacquered finishes.



# Peggy

MAI040

TABLE LAMP

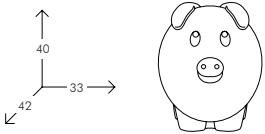
FINISHES GROUP 4

Polyethylene Lighting: LA, LB, LC, LD, LL, LR, LS  
Polyethylene Lighting LED: LA  
Polyethylene Lacquered: QA/MF, QB/MQ,  
QC/MP, QD/MN, QG/MK, QH/MI, QM/MY,  
QO/MZ, QR/MW, QS/MX

To order the item please use the following  
codes:  
LA MAI040: Polyethylene Lighting LED  
LP MAI040: Polyethylene Lighting (for outdoor use  
only)  
SL MAI040: Polyethylene Lacquered

DIMENSIONS

Weight:	3.1 lb
Width (inches):	12.6"
Depth (inches):	16.5"
Height (inches):	15.7"



complete list of  
versions/options  
also visible on  
our price list and on  
[ad.dzineelements.com](http://ad.dzineelements.com)

MAI040



Giò Colonna Romano

# Piantana Ali Babà



## FLOOR LAMP

Piantana Ali Baba is the new lamp for indoor signed by SLIDE, extremely linear and suitable for contemporary furnishing trends. Piantana Ali Baba has a foothold in a circular shape perfect for living ambient. To the innovation of colours and shapes, SLIDE adds a new texture to a versatile product. Piantana is available in different versions: Globo, Cubo, Molly, Honey.

# Piantana Ali Baba

FCA130

**FLOOR LAMP 65" HIGH**

**FINISHES GROUP 4**

Polyethylene Lighting: LA

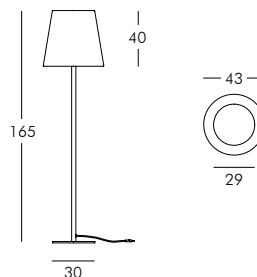
To order the item please use the following codes:

SD FCA130: Polyethylene Lighting



## DIMENSIONS

Weight: 20.9 lb  
Height (inches): 65"  
Diameter (inches): 19.9"



complete list of versions/options also visible on our price list and on [ad.dzineelements.com](http://ad.dzineelements.com)

FCA130

FCA150

FCA152

FCA150

**FLOOR LAMP 72.8" HIGH**

**FINISHES GROUP 4**

Polyethylene Lighting: LA

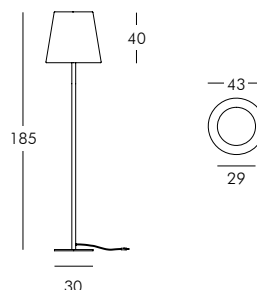
To order the item please use the following codes:

SD FCA150: Polyethylene Lighting



## DIMENSIONS

Weight: 22 lb  
Height (inches): 72.8"  
Diameter (inches): 16.9"



FCA152

**FLOOR LAMP 80.7" HIGH**

**FINISHES GROUP 4**

Polyethylene Lighting: LA

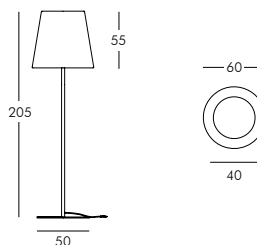
To order the item please use the following codes:

SD FCA152: Polyethylene Lighting



## DIMENSIONS

Weight: 55.1 lb  
Height (inches): 80.7"  
Diameter (inches): 23.6"



Giò Colonna Romano

# Piantana Cubo



## FLOOR LAMP

Piantana Cubo is the new lamp for indoor signed by SLIDE, extremely linear and suitable for contemporary furnishing trends. Piantana Cubo has a foot-hold in a circular shape perfect for living ambient. To the innovation of colours and shapes, SLIDE adds a new texture to a versatile product. Piantana is available in different versions: Globo, Ali Baba, Molly, Honey.



# Piantana Cubo

FCC130

**FLOOR LAMP 61" HIGH**

**FINISHES GROUP 4**

Polyethylene Lighting: LA

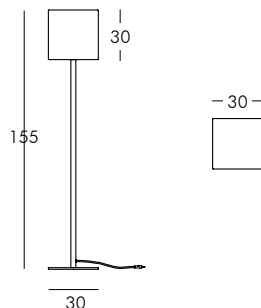
To order the item please use the following codes:

SD FCC130: Polyethylene Lighting



## DIMENSIONS

Weight:	20.7 lb
Width (inches):	11.7"
Depth (inches):	11.7"
Height (inches):	61"



complete list of versions/options also visible on our price list and on [ad.dzineelements.com](http://ad.dzineelements.com)

FCC130

FCC150

FCC150

**FLOOR LAMP 68.9" HIGH**

**FINISHES GROUP 4**

Polyethylene Lighting: LA

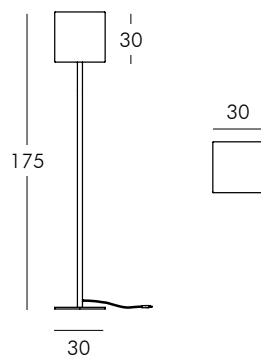
To order the item please use the following codes:

SD FCC150: Polyethylene Lighting



## DIMENSIONS

Weight:	22 lb
Width (inches):	11.7"
Depth (inches):	11.7"
Height (inches):	68.9"



Giò Colonna Romano

# Piantana Globo



## FLOOR LAMP

Piantana Globo is the new lamp for indoor signed by SLIDE, extremely linear and suitable for contemporary furnishing trends. Piantana Globo has a foot-hold in a circular shape perfect for living ambient. To the innovation of colours and shapes, SLIDE adds a new texture to a versatile product. Piantana is available in different versions: Cubo, Ali Baba, Molly, Honey.



# Piantana Globo

FCG130

**FLOOR LAMP 65" HIGH**

**FINISHES GROUP 4**

Polyethylene Lighting: LA

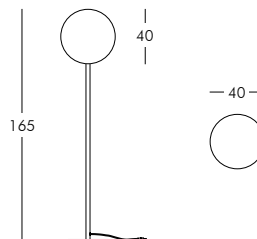
To order the item please use the following codes:

SD FCG130: Polyethylene Lighting



## DIMENSIONS

Weight: 19.8 lb  
Height (inches): 65"  
Diameter (inches): 15.7"



complete list of versions/options also visible on our price list and on [ad.dzineelements.com](http://ad.dzineelements.com)

FCG130

FCG150

FCG150

**FLOOR LAMP 68.9" HIGH**

**FINISHES GROUP 4**

Polyethylene Lighting: LA

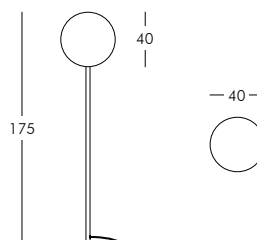
To order the item please use the following codes:

SD FCG150: Polyethylene Lighting




## DIMENSIONS

Weight: 21.2 lb  
Height (inches): 68.9"  
Diameter (inches): 15.7"



Giò Colonna Romano

# Piantana Honey



## FLOOR LAMP

Piantana Honey is the new lamp for indoor signed by SLIDE, extremely linear and suitable for contemporary furnishing trends. Piantana Honey has a foot-hold in a circular shape perfect for living ambient. To the innovation of colours and shapes, SLIDE adds a new texture to a versatile product. Piantana is available in different versions: Cubo, Ali Baba, Molly, Globo.

# Piantana Honey

FCH130

**FLOOR LAMP 65" HIGH**

**FINISHES GROUP 4**

Polyethylene Lighting: LA

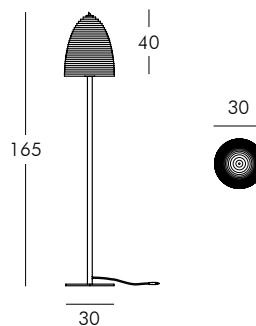
To order the item please use the following codes:

SD FCH130: Polyethylene Lighting



## DIMENSIONS

Weight: 18.7 lb  
Height (inches): 65"  
Diameter (inches): 11.8"



complete list of  
versions/options  
also visible on  
our price list and on  
[ad.dzineelements.com](http://ad.dzineelements.com)

FCH130

FCH150

FCH150

**FLOOR LAMP 72.8" HIGH**

**FINISHES GROUP 4**

Polyethylene Lighting: LA

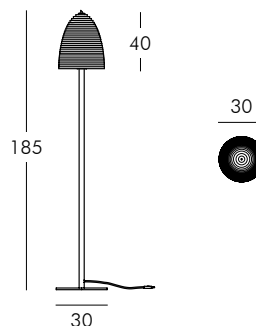
To order the item please use the following codes:

SD FCH150: Polyethylene Lighting



## DIMENSIONS

Weight: 19.8 lb  
Height (inches): 72.8"  
Diameter (inches): 11.8"





Giò Colonna Romano

# Piantana Molly



## FLOOR LAMP

Piantana Molly is the new lamp for indoor signed by SLIDE, extremely linear and suitable for contemporary furnishing trends. Piantana Molly has a foot-hold in a circular shape perfect for living ambient. To the innovation of colours and shapes, SLIDE adds a new texture to a versatile product. Piantana is available in different versions: Cubo, Ali Baba, Honey, Globo.

# Piantana Molly

FCM130

**FLOOR LAMP 65" HIGH**

**FINISHES GROUP 4**

Polyethylene Lighting: LA

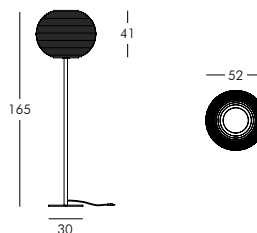
To order the item please use the following codes:

SD FCM130: Polyethylene Lighting



## DIMENSIONS

Weight: 24.2 lb  
Height (inches): 65"  
Diameter (inches): 20.4"



complete list of  
versions/options  
also visible on  
our price list and on  
[ad.dzineelements.com](http://ad.dzineelements.com)

FCM130

FCM150

FCM150

**FLOOR LAMP 72.8" HIGH**

**FINISHES GROUP 4**

Polyethylene Lighting: LA

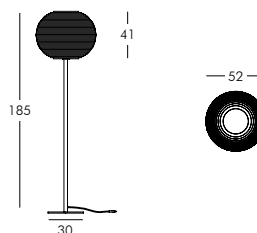
To order the item please use the following codes:

SD FCM150: Polyethylene Lighting



## DIMENSIONS

Weight: 25.3 lb  
Height (inches): 72.8"  
Diameter (inches): 20.4"



# Pivot



## CONE SHAPED LAMP

The Pivot lamp multiplies by four, giving life to three new floor lamps with a cone-shaped base and different lighting hats. The iconic pivot lamp retains its soft hat which is inspired by the Ali Babà stool. The Pivot family livens up all kind of spaces, both indoors and outdoors, either residential or commercial. As all SLIDE products, it is made of polyethylene.

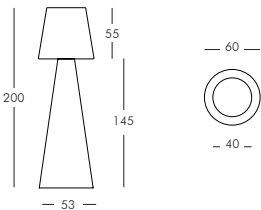
# Pivot

PVT200  
FLOOR LAMP FOR INDOOR USE ONLY  
FINISHES GROUP 4

Polyethylene Lighting: LA  
To order the item please use the following codes:  
LP PVT200: Polyethylene Lighting



**DIMENSIONS**  
Weight: 33 lb  
Height (inches): 78.7"  
Diameter (inches): 23.6"



complete list of versions/options also visible on our price list and on [ad.dzineelements.com](http://ad.dzineelements.com)

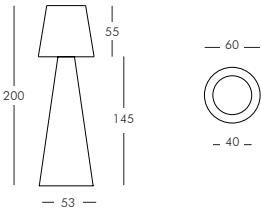
PVT200  
PVT201

PVT201  
FLOOR LAMP FOR INDOOR AND OUTDOOR USE  
FINISHES GROUP 4

Polyethylene Lighting: LA  
To order the item please use the following codes:  
LP PVT201: Polyethylene Lighting



**DIMENSIONS**  
Weight: 33 lb  
Height (inches): 78.7"  
Diameter (inches): 23.6"



SLIDE Studio

**Pivot**

## FLOOR LAMPS

The Pivot lamp multiplies by four, giving life to three new floor lamps with a cone-shaped base and different lighting hats. The iconic pivot lamp retains its soft hat inspired by the Ali Babà stool. Pivot Globo boasts a globe-shaped hat with a wider diameter. Pivot Manteau takes inspiration from Ferdi Giardini's lamp/sculpture. Pivot Molly features a sphere-shaped hat with steps. The Pivot family livens up all kind of spaces, both indoors and outdoors, either residential or contract. As all SLIDE products, it is made of polyethylene.



# Pivot Globo

PVG150

**FLOOR LAMP FOR INDOOR USE ONLY**

**FINISHES GROUP 4**

Polyethylene Lighting: LA

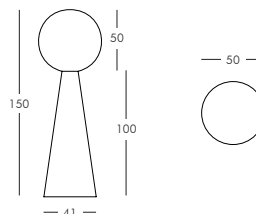
To order the item please use the following codes:

LP PVG150: Polyethylene Lighting



## DIMENSIONS

Weight: 20.9 lb  
Height (inches): 59"  
Diameter (inches): 19.7"



complete list of  
versions/options  
also visible on  
our price list and on  
[ad.dzineelements.com](http://ad.dzineelements.com)

PVG150  
PVG151

PVG151

**FLOOR LAMP FOR INDOOR AND  
OUTDOOR USE**

**FINISHES GROUP 4**

Polyethylene Lighting: LA

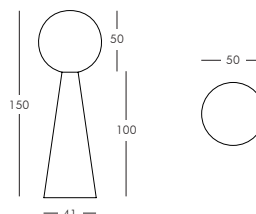
To order the item please use the following codes:

LP PVG151: Polyethylene Lighting



## DIMENSIONS

Weight: 20.9 lb  
Height (inches): 59"  
Diameter (inches): 19.7"



SLIDE Studio

**Pivot**

## FLOOR LAMPS

The Pivot lamp multiplies by four, giving life to three new floor lamps with a cone-shaped base and different lighting hats. The iconic pivot lamp retains its soft hat inspired by the Ali Babà stool. Pivot Globo boasts a globe-shaped hat with a wider diameter. Pivot Manteau takes inspiration from Ferdi Giardini's lamp/sculpture. Pivot Molly features a sphere-shaped hat with steps. The Pivot family livens up all kind of spaces, both indoors and outdoors, either residential or contract. As all SLIDE products, it is made of polyethylene.

# Pivot Manteau

PVT140

FLOOR LAMP FOR INDOOR USE ONLY

FINISHES GROUP 4

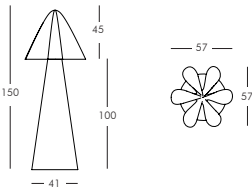
Polyethylene Lighting: LA

To order the item please use the following codes:

LP PVT140: Polyethylene Lighting

DIMENSIONS

Weight: 19.8 lb  
Width (inches): 22.4"  
Depth (inches): 22.4"  
Height (inches): 59"



complete list of versions/options also visible on our price list and on [ad.dzineelements.com](http://ad.dzineelements.com)

PVT140

PVT141

PVT141

FLOOR LAMP FOR INDOOR AND OUTDOOR USE

FINISHES GROUP 4

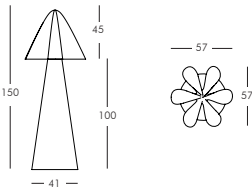
Polyethylene Lighting: LA

To order the item please use the following codes:

LP PVT141: Polyethylene Lighting

DIMENSIONS

Weight: 19.8 lb  
Width (inches): 22.4"  
Depth (inches): 22.4"  
Height (inches): 59"



SLIDE Studio

**Pivot**

## FLOOR LAMPS

The Pivot lamp multiplies by four, giving life to three new floor lamps with a cone-shaped base and different lighting hats. The iconic pivot lamp retains its soft hat inspired by the Ali Babà stool. Pivot Globo boasts a globe-shaped hat with a wider diameter. Pivot Manteau takes inspiration from Ferdi Giardini's lamp/sculpture. Pivot Molly features a sphere-shaped hat with steps. The Pivot family livens up all kind of spaces, both indoors and outdoors, either residential or contract. As all SLIDE products, it is made of polyethylene.

# Pivot Molly

PVM140

FLOOR LAMP FOR INDOOR USE ONLY

FINISHES GROUP 4

Polyethylene Lighting: LA

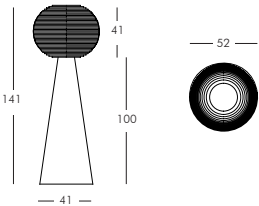
To order the item please use the following codes:

LP PVM140: Polyethylene Lighting



**DIMENSIONS**

Weight: 22 lb  
Height (inches): 55.5"  
Diameter (inches): 20.9"



complete list of versions/options also visible on our price list and on [ad.dzineelements.com](http://ad.dzineelements.com)

PVM140  
PVM141

PVM141

FLOOR LAMP FOR INDOOR AND OUTDOOR USE

FINISHES GROUP 4

Polyethylene Lighting: LA

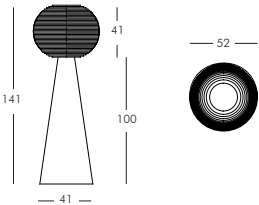
To order the item please use the following codes:

LP PVM141: Polyethylene Lighting



**DIMENSIONS**

Weight: 22 lb  
Height (inches): 55.5"  
Diameter (inches): 20.9"





SLIDE Studio

# Prêt-à-porter



## TABLE LAMP

Prêt-à-Porter is an exclusive table lamp. Thanks to its small size and equipped with a handle, it can be easily moved and hanged. Its simple shape allows an homogeneous light distribution with energy saving bulb or LED RGB technology, ideal to light up in an unique way any kind of space.

# Prêt-à-porter

PAP040

## TABLE LAMP WITH HANDLE

### FINISHES GROUP 4

Polyethylene Lighting: LA, LB, LC, LD, LL, LR, LS

Polyethylene Lighting LED: LA

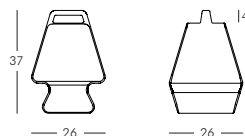
To order the item please use the following codes:

LA PAP040: Polyethylene Lighting LED

LP PAP040: Polyethylene Lighting

### DIMENSIONS

Weight:	2.2 lb
Width (inches):	10.2"
Depth (inches):	10.2"
Height (inches):	14.5"



complete list of  
versions/options  
also visible on  
our price list and on  
[ad.dzineelements.com](http://ad.dzineelements.com)

PAP040




SLIDE Studio

# Puzzle



## MODULAR LAMP

The Puzzle lamp allows the combination of individual lighting units into a three-dimensional puzzle. Units can be arranged in countless combinations, suiting any specific need. Colorful and vibrant, Puzzle comes in yellow, red, green, blue and white. Differently coloured units can be joint, thus creating a final effect that enhances both light and colour.



# Puzzle

PUZ050

**MODULAR LAMP IN POLYETHYLENE**

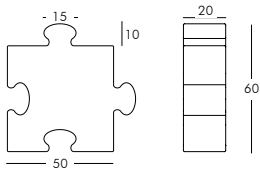
**FINISHES GROUP 4**

Polyethylene Standard: FB, FC, FD, FE, FG, FH, FR, FT  
Polyethylene Lighting: LA, LB, LC, LD, LL, LR, LS  
Polyethylene Lacquered: QA/MF, QB/MQ, QC/MP, QD/MN, QG/MK, QH/MI, QM/MY, QO/MZ, QR/MW, QS/MX

To order the item please use the following codes:  
SD PUZ050: Polyethylene Standard  
LP PUZ050: Polyethylene Lighting (indoor use only)  
SL PUZ050: Polyethylene Lacquered

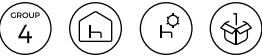
**DIMENSIONS**

Weight: 11 lb  
Width (inches): 7.9"  
Depth (inches): 23.6"  
Height (inches): 23.6"




complete list of versions/options also visible on our price list and on [ad.dzineelements.com](http://ad.dzineelements.com)

PUZ050




SLIDE Studio

# Puzzle Corner



## ACCESSORIES FOR PUZZLE LAMP

The Puzzle lamp allows the combination of individual lighting units into a three-dimensional puzzle. Units can be arranged in countless combinations, suiting any specific need. Colorful and vibrant, Puzzle comes in yellow, red, green, blue and white. Differently coloured units can be joint, thus creating a final effect that enhances both light and colour.



# Puzzle Corner

PUZ051

**MODULAR LAMP IN POLYETHYLENE**

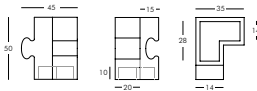
**FINISHES GROUP 4**

Polyethylene Standard: FB, FC, FD, FE, FG, FH, FR, FT  
Polyethylene Lighting: LA, LB, LC, LD, LL, LR, LS  
Polyethylene Lacquered: QA/MF, QB/MQ, QC/MP, QD/MN, QG/MK, QH/MI, QM/MY, QO/MZ, QR/MW, QS/MX

To order the item please use the following codes:  
SD PUZ051: Polyethylene Standard  
LP PUZ051: Polyethylene Lighting (indoor use only)  
SL PUZ051: Polyethylene Lacquered

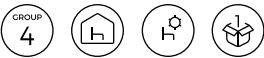
**DIMENSIONS**

Weight:	11 lb
Width (inches):	13.8"
Depth (inches):	16.9"
Height (inches):	19.7"



complete list of versions/options also visible on our price list and on [ad.dzineelements.com](http://ad.dzineelements.com)

PUZ051





Giò Colonna Romano

**PZL****CONTEMPORARY LAMP**

PZL is composed of two identical U-shaped modules that interlock as puzzle pieces. As a lamp, PZL livens up contemporary spaces and brings on good memories to all Tetris fans.





PZL060

FLOOR LAMP

FINISHES GROUP 4

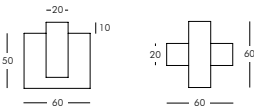
Polyethylene Lighting: LA, LB, LC, LD, LL, LR, LS

To order the item please use the following codes:

SD PZL060: Polyethylene Lighting

DIMENSIONS

Weight:	19.84 lb
Width (inches):	23.6"
Depth (inches):	23.6"
Height (inches):	23.6"



complete list of versions/options also visible on our price list and on [ad.dzineelements.com](http://ad.dzineelements.com)

PZL060



Giò Colonna Romano

# PZL Slot



## CONTEMPORARY LAMP

PZL Slot is composed of four identical U-shaped modules that interlock as puzzle pieces. As a lamp, PZL Slot livens up contemporary spaces and brings on good memories to all Tetris fans. (PZL Slot won the HA+D Award in 2012)

# Pzl slot

SLO140

## WALL LAMP

### FINISHES GROUP 4

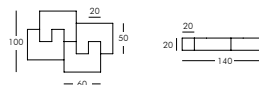
Polyethylene Lighting: LA, LB, LC, LD, LL, LR, LS

To order the item please use the following codes:

LP SLO140: Polyethylene Lighting

### DIMENSIONS

Weight: 48.50 lb  
Width (inches): 55.11 "  
Depth (inches): 7.87 "  
Height (inches): 39.37 "



complete list of  
versions/options  
also visible on  
our price list and on  
[ad.dzineelements.com](http://ad.dzineelements.com)

SLO140





Giò Colonna Romano

# Roller Lamp



## MOVABLE LAMP

The Roller Lamp is an original alternative to the classic floor lamp: inspired by technical lamps, it features five industrial type wheels that pivot at 360°, which allow easy movements. Roller Lamp, is only available in the indoor version, and is characterized by a chromed metal stand with integrated lighting cable. While the large lighting lampshade offers an innovative peculiarity with a particular texture finishing that features elegant and pleasant-to-touch embroidery-like decoration that resembles a classical motif. Roller Lamp is an ideal modern and functional lamp that allows you to furnish spaces with personality and uniqueness, that becomes the undisputable protagonist of any room that it is placed in.

# Roller lamp

RLL200

FLOOR LAMP

FINISHES GROUP 4

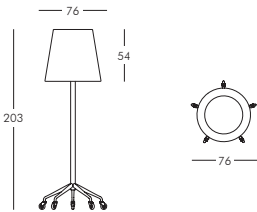
Polyethylene Lighting: LA

To order the item please use the following codes:

LP RLL200: Polyethylene Lighting

DIMENSIONS

Weight: 33 lb  
Height (inches): 79.92"  
Diameter (inches): 29.92"



complete list of  
versions/options  
also visible on  
our price list and on  
[ad.dzineelements.com](http://ad.dzineelements.com)

RLL200





SLIDE Studio

# Rudy



## GHOST LAMP

Rudy is SLIDE's luminous ghost lamp. Fun and young, it is the perfect choice for areas with a playful soul. Rudy, like all SLIDE products, is made of polyethylene by means of rotational moulding.

# Rudy

FAN040

## TABLE LAMP

### FINISHES GROUP 4

Polyethylene Lighting: LA, LB, LC, LD, LL, LR, LS

Polyethylene Lighting LED: LA

Polyethylene Lacquered: QA/MF, QB/MQ,  
QC/MP, QD/MN, QG/MK, QH/MI, QM/MY,  
QO/MZ, QR/MW, QS/MX

To order the item please use the following  
codes:

LA FAN040: Polyethylene Lighting LED

LP FAN040: Polyethylene Lighting (for indoor use  
only)

SL FAN040: Polyethylene Lacquered

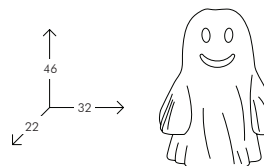
### DIMENSIONS

Weight: 2.2 lb

Width (inches): 7.5"

Depth (inches): 12.6"

Height (inches): 16.5"



complete list of  
versions/options  
also visible on  
our price list and on  
[ad.dzineelements.com](http://ad.dzineelements.com)

FAN040



SLIDE Studio

# Sirio



## STAR SHAPED LAMP

Sirio is a hanging lamp in the shape of a six-pointed star, perfect to decorate both indoor and outdoor spaces. Sirio grants a touch of originality in furnishing home and public spaces, especially at Christmas. It is also available as a stool.



# Sirio

ETS080

**HANGING LAMP, INDOOR USE ONLY**

**FINISHES GROUP 4**

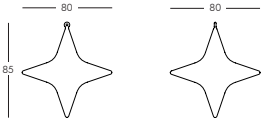
Polyethylene Lighting: LA, LD, LU

To order the item please use the following codes:

SD ETS080: Polyethylene Lighting

**DIMENSIONS**

Weight:	9.9 lb
Width (inches):	31.5"
Depth (inches):	31.5"
Height (inches):	31.5"



complete list of versions/options also visible on our price list and on [ad.dzineelements.com](http://ad.dzineelements.com)

ETS080

ETF080

ETF080

**HANGING LAMP, INDOOR AND OUTDOOR USE**

**FINISHES GROUP 4**

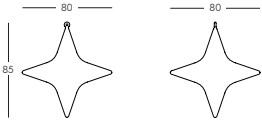
Polyethylene Lighting: LA, LD, LU

To order the item please use the following codes:

SD ETF080: Polyethylene Lighting

**DIMENSIONS**

Weight:	9.9 lb
Width (inches):	31.5"
Depth (inches):	31.5"
Height (inches):	31.5"



SLIDE Studio

# Stone



## ROCK SHAPED FLOOR LAMP

Stone is a rock-shaped floor lamp designed by SLIDE. Its originality makes it the perfect choice for any kind of indoor space.

# Stone

ROC050

**FLOOR LAMP**

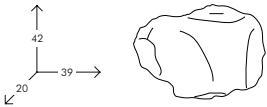
**FINISHES GROUP 4**

Polyethylene Lighting: LA  
Polyethylene Lighting LED: LA

To order the item please use the following codes:  
LA ROC050: Polyethylene Lighting LED  
LP ROC050: Polyethylene Lighting (indoor use only)

**DIMENSIONS**

Weight:	3.3 lb
Width (inches):	7.9"
Depth (inches):	15.3"
Height (inches):	16.5"



complete list of versions/options also visible on our price list and on [ad.dzineelements.com](http://ad.dzineelements.com)

ROC050





# Sunday



## HANGING LAMP

Sunday is a hanging lamp of extreme formal simplicity and elegance that fits discreetly into any space. Sunday is characterised by a soft shape and flowing, linear lines that enhance an eye-catching lighting effect.

# Sunday

SUN060

**HANGING LAMP**

**FINISHES GROUP 4**

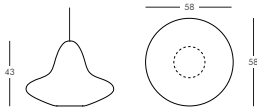
Polyethylene Lighting: LA, LB, LC, LD, LL, LR, LS

To order the item please use the following codes:

SD SUN060: Polyethylene Lighting

**DIMENSIONS**

Weight:	5.5 lb
Height (inches):	16.9"
Diameter (inches):	22.8"



complete list of  
versions/options  
also visible on  
our price list and on  
**ad.dzineelements.com**

SUN060



Alessandro Mendini

# There



## CONCURRE FLOOR LAMP OR BENCH

"There" was born as a sculpture in a limited edition and subsequently optimized for mass production as a refined furnishing item. This a small table lamp with a visually powerful impact and an abstract, geometric shape that falls in line with Mendini's signature style. This concurre piece of art can easily light up any home space in a playful and elegant way.

# There

THE100

FLOOR LAMP-SCULPTURE

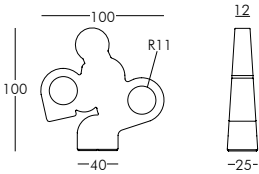
FINISHES GROUP 4

Polyethylene Lighting: LA, LB, LC, LD, LL, LR, LS  
Polyethylene Lacquered: QA/MF, QB/MQ,  
QC/MP, QD/MN, QG/MK, QH/MI, QM/MY,  
QO/MZ, QR/MW, QS/MX

To order the item please use the following  
codes:  
LP THE100: Polyethylene Lighting (indoor use  
only)  
SL THE100: Polyethylene Lacquered

DIMENSIONS

Weight: 19.8 lb  
Width (inches): 39.4"  
Depth (inches): 9.8"  
Height (inches): 39.4"



complete list of  
versions/options  
also visible on  
our price list and on  
[ad.dzineelements.com](http://ad.dzineelements.com)

THE100





Giò Colonna Romano

**Ufo****SPACECRAFT SHAPED LAMP**

Ufo is a hanging lamp in an unusual spacecraft shape. Its originality makes it the perfect furnishing item for any kind of setting. Available only in a white luminous version.



# Ufo

## UFS050

### HANGING LAMP, Ø 57"

#### FINISHES GROUP 4

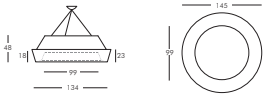
Polyethylene Lighting: LA

To order the item please use the following codes:

SD UFS050: Polyethylene Lighting

#### DIMENSIONS

Weight: 59.4 lb  
Height (inches): 18.9"  
Diameter (inches): 57"



complete list of  
versions/options  
also visible on  
our price list and on  
[ad.dzineelements.com](http://ad.dzineelements.com)

UFS050  
UFS200



## UFS200

### HANGING LAMP, Ø 82.7"

#### FINISHES GROUP 4

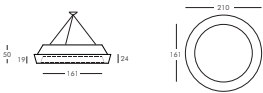
Polyethylene Lighting: LA

To order the item please use the following codes:

SD UFS200: Polyethylene Lighting

#### DIMENSIONS

Weight: 198 lb  
Height (inches): 19.6"  
Diameter (inches): 82.7"







## LUMINOUS SCULPTURE

Venus is the luminous version of the Aphrodite of Milos sculpture. Its pop feel perfectly fits in contemporary spaces. Made of polyethylene, Venus is available in the iconic luminous white colour.

# Venus

VEN090

**FLOOR LAMP**

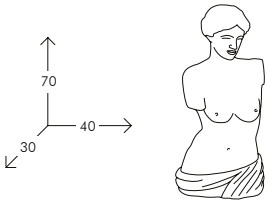
**FINISHES GROUP 4**

Polyethylene Lighting: LA  
Polyethylene Lacquered: QA/MF, QB/MQ,  
QC/MP, QD/MN, QG/MK, QH/MI, QM/MY,  
QO/MZ, QR/MW, QS/MX

To order the item please use the following  
codes:  
LP VEN090: Polyethylene Lighting (indoor use  
only)  
SL VEN090: Polyethylene Lacquered

**DIMENSIONS**

Weight:	5.7 lb
Width (inches):	11.8"
Depth (inches):	15.7"
Height (inches):	27.6"




complete list of  
versions/options  
also visible on  
our price list and on  
[ad.dzineelements.com](http://ad.dzineelements.com)

VEN090



# Lighted furniture



SLIDE Studio

# Break bar



## BAR COUNTER

Break Bar is modular, versatile and innovative. Ideal as a bar counter or a reception desk. It can also be combined with Break Line, Break Corner and Ice Bar, the luminous, modular container for ice and bottles. The result is a practical and complete bar counter that fits in and lightens up all kinds of spaces, including small areas. It is available only in white and can be customised with logos or images, ensuring a unique, easily identified product.



# Break Bar

BRB110

## BAR COUNTER IN POLYETHYLENE

### FINISHES GROUP 4

Polyethylene Lighting: LA

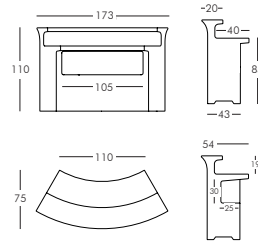
To order the item please use the following codes:

LP BRB110: Polyethylene Lighting



### DIMENSIONS

Weight:	99.2 lb
Width (inches):	29.5"
Depth (inches):	68.1"
Height (inches):	43.3"



complete list of versions/options also visible on our price list and on [ad.dzineelements.com](http://ad.dzineelements.com)

BRB110  
BRB111  
BRB113  
BRB112  
BRB114

BRB111

## DESK IN GLASS

### FINISHES GROUP 4

tempered glass: frosted transparent

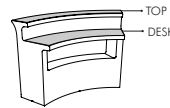
To order the item please use the following codes:

LP BRB111: tempered glass



### DIMENSIONS

Weight:	18.7 lb
Width (inches):	58.2"
Depth (inches):	21.6"



**DESK** 150 x 55 cm

LP BRB111 - tempered glass (6 mm / 8,5 Kg)

LP BRB113 - stainless steel (1 mm / 4,4 Kg)

BRB113

## DESK IN STEEL

### FINISHES GROUP 4

stainless steel: steel silver

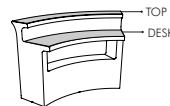
To order the item please use the following codes:

LP BRB113: stainless steel



### DIMENSIONS

Weight:	9.7 lb
Width (inches):	58.2"
Depth (inches):	21.6"



**DESK** 150 x 55 cm

LP BRB111 - tempered glass (6 mm / 8,5 Kg)

LP BRB113 - stainless steel (1 mm / 4,4 Kg)

BRB112

## TOP IN GLASS

### FINISHES GROUP 4

tempered glass: frosted transparent

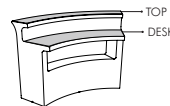
To order the item please use the following codes:

LP BRB112: tempered glass



### DIMENSIONS

Weight:	18.7 lb
Width (inches):	46.9"
Depth (inches):	17.7"



**TOP** 170 x 45 cm

LP BRB112 - tempered glass (6 mm / 8,5 Kg)

LP BRB114 - stainless steel (1 mm / 2,7 Kg)

SLIDE Studio

# Break corner



## ILLUMINABLE BAR CORNER

Break Corner is modular, versatile and innovative. Ideal as a stand alone bar counter or a reception desk Break Corner can also be combined with Break Line, Break Bar and Ice Bar, the luminous, modular container for ice and bottles. The result is a practical and complete bar counter that fits in and lightens up all kinds of spaces. It is available only in white and can be customised with logos or images, ensuring a unique, and easily identifiable product.



# Break Corner

BRC110

## BAR CORNER IN POLYETHYLENE

### FINISHES GROUP 4

Polyethylene Lighting: LA

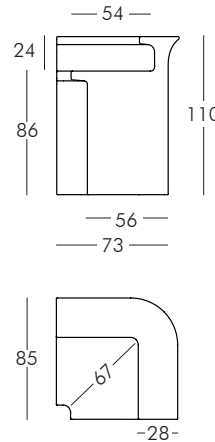
To order the item please use the following codes:

LP BRC110: Polyethylene Lighting



### DIMENSIONS

Weight:	61.3 lb
Width (inches):	33.5"
Depth (inches):	33.5"
Height (inches):	43.3"



complete list of versions/options also visible on our price list and on [ad.dzineelements.com](http://ad.dzineelements.com)

BRC110

BRC111

BRC113

BRC112

BRC114

BAR116

BRC111

## DESK IN GLASS

### FINISHES GROUP 4

tempered glass: frosted transparent

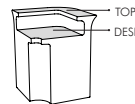
To order the item please use the following codes:

LP BRC111: tempered glass



### DIMENSIONS

Weight:	14.1 lb
Width (inches):	25.2"
Depth (inches):	25.2"



**TOP** 64 x 64 cm

LP BRC111 - tempered glass (6 mm / 6,4 Kg)

LP BRC113 - stainless steel (1 mm / 3,4 Kg)

BRC113

## DESK IN STEEL

### FINISHES GROUP 4

stainless steel: steel silver

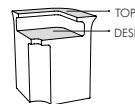
To order the item please use the following codes:

LP BRC113: stainless steel



### DIMENSIONS

Weight:	7.5 lb
Width (inches):	25.2"
Depth (inches):	25.2"



**TOP** 64 x 64 cm

LP BRC111 - tempered glass (6 mm / 6,4 Kg)

LP BRC113 - stainless steel (1 mm / 3,4 Kg)

BRC112

## TOP IN GLASS

### FINISHES GROUP 4

tempered glass: frosted transparent

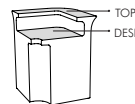
To order the item please use the following codes:

LP BRC112: tempered glass



### DIMENSIONS

Weight:	18.7 lb
Width (inches):	33.5"
Depth (inches):	33.5"



**DESK** 85 x 85 cm

LP BRC112 - tempered glass (6 mm / 8,5 Kg)

LP BRC114 - stainless steel (1 mm / 2,7 Kg)

SLIDE Studio

# Break line



## BAR COUNTER

Break Line is modular, versatile and innovative. Ideal as a bar counter or a reception desk. It can also be combined with Break Corner, Break Bar and Ice Bar, the luminous, modular container for ice and bottles. The result is a practical and complete bar counter that fits in and lightens up all kinds of spaces, including small areas. It is available only in white and can be customised with logos or images, ensuring a unique, easily identified product.



# Break Line

BRD110

## BAR COUNTER IN POLYETHYLENE

### FINISHES GROUP 4

Polyethylene Lighting: LA

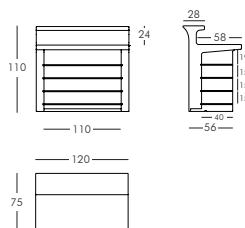
To order the item please use the following codes:

LP BRD110: Polyethylene Lighting



### DIMENSIONS

Weight: 88.2 lb  
Width (inches): 29.5"  
Depth (inches): 47.2"  
Height (inches): 43.3"



complete list of versions/options also visible on our price list and on [ad.dzineelements.com](http://ad.dzineelements.com)

BRD110

BRD116

BRD114

BRD117

BRD115

BRD111

BRD112

BRD113

BRD116

## DESK IN GLASS

### FINISHES GROUP 4

tempered glass: frosted transparent

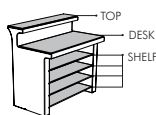
To order the item please use the following codes:

LP BRD116: tempered glass



### DIMENSIONS

Weight: 10.4 lb



**DESK** 119 x 55 cm

LP BRD116 - tempered glass (6 mm / 4,7 Kg)

LP BRD114 - stainless steel (1 mm / 2,5 Kg)

BRD114

## DESK IN STEEL

### FINISHES GROUP 4

stainless steel: steel silver

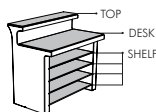
To order the item please use the following codes:

LP BRD114: stainless steel



### DIMENSIONS

Weight: 5.5 lb



**DESK** 119 x 55 cm

LP BRD116 - tempered glass (6 mm / 4,7 Kg)

LP BRD114 - stainless steel (1 mm / 2,5 Kg)

BRD117

## TOP IN GLASS

### FINISHES GROUP 4

tempered glass: frosted transparent

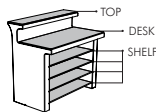
To order the item please use the following codes:

LP BRD117: tempered glass



### DIMENSIONS

Weight: 21.4 lb  
Width (inches): 46.8"  
Depth (inches): 9.8"



**TOP** 119 x 25 cm

LP BRD117 - tempered glass (6 mm / 9,7 Kg)

LP BRD115 - stainless steel (1 mm / 5,2 Kg)

# Ice bar



## BAR COUNTER

Ice Bar is modular, versatile and innovative. Ideal as a bar counter or a reception desk. It can also be combined with Break Bar, the luminous, modular container for ice and bottles. The result is a practical and complete bar counter that fits in and lightens up all kinds of spaces, including small areas. It is available only in white and can be customised with logos or images, ensuring a unique, easily identified product.

# Ice Bar

ICB085

ICE BUCKET/WINE RACK

FINISHES GROUP 4

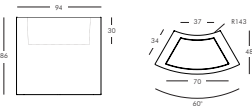
Polyethylene Lighting: LA

To order the item please use the following codes:

SD ICB085: Polyethylene Lighting

**DIMENSIONS**

Weight:	39.6 lb
Width (inches):	37"
Depth (inches):	18.9"
Height (inches):	33.8"



complete list of  
versions/options  
also visible on  
our price list and on  
[ad.dzineelements.com](http://ad.dzineelements.com)

ICB085





Jorge Nàjera

# Jumbo bar



## MODULAR BAR COUNTER

Jumbo Bar is a versatile, innovative modular bar counter. Ideal as reception desk or bar counter, Jumbo Bar is lightweight, resistant and visually powerful, easily adapting to any kind of outdoor space. Jumbo Bar is available in white and can be customised with logos or images, ensuring a unique, easily identified product.



# Jumbo Bar

## BAR110

### BAR COUNTER IN POLYETHYLENE

#### FINISHES GROUP 4

Polyethylene Lighting: LA

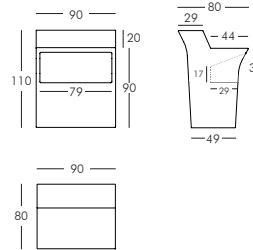
To order the item please use the following codes:

LP BAR110: Polyethylene Lighting



#### DIMENSIONS

Weight:	59.4 lb
Width (inches):	35.4"
Depth (inches):	31.5"
Height (inches):	43.3"



complete list of versions/options also visible on our price list and on [ad.dzineelements.com](https://ad.dzineelements.com)

BAR110  
BAR113  
BAR118  
BAR112  
BAR117

## BAR113

### DESK IN GLASS

#### FINISHES GROUP 4

tempered glass: frosted transparent

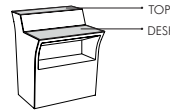
To order the item please use the following codes:

LP BAR113: tempered glass



#### DIMENSIONS

Weight:	13.2 lb
Width (inches):	35.4"
Depth (inches):	16.5"



**DESK** 90 x 42 cm

LP BAR113 - tempered glass (6 mm / 6 Kg)

LP BAR118 - stainless steel (1 mm / 3 Kg)

## BAR118

### DESK IN STEEL

#### FINISHES GROUP 4

stainless steel: steel silver

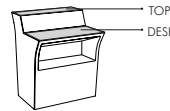
To order the item please use the following codes:

LP BAR118: stainless steel



#### DIMENSIONS

Weight:	6.6 lb
Width (inches):	35.4"
Depth (inches):	16.5"



**DESK** 90 x 42 cm

LP BAR113 - tempered glass (6 mm / 6 Kg)

LP BAR118 - stainless steel (1 mm / 3 Kg)

## BAR112

### TOP IN GLASS

#### FINISHES GROUP 4

tempered glass: frosted transparent

To order the item please use the following codes:

LP BAR112: tempered glass



#### DIMENSIONS

Weight:	8.8 lb
Width (inches):	35.4"
Depth (inches):	11"



**TOP** 90 x 28 cm

LP BAR112 - tempered glass (6 mm / 4 Kg)

LP BAR117 - stainless steel (1 mm / 2 Kg)

Jorge Nàjera

# Jumbo corner



## MODULAR BAR COUNTER

Jumbo Corner is a versatile, innovative modular bar counter. Ideal as reception desk or bar counter, Jumbo Bar is lightweight, resistant and visually powerful, easily adapting to any kind of outdoor space. Jumbo Bar is available in white and can be customised with logos or images, ensuring a unique, easily identified product.

# Jumbo Corner

## BAR111

### BAR CORNER IN POLYETHYLENE

#### FINISHES GROUP 4

Polyethylene Lighting: LA

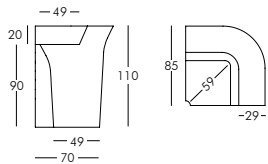
To order the item please use the following codes:

LP BAR111: Polyethylene Lighting



#### DIMENSIONS

Weight:	59.4 lb
Width (inches):	33.5"
Depth (inches):	33.5"
Height (inches):	42.9"



complete list of versions/options also visible on our price list and on [ad.dzineelements.com](http://ad.dzineelements.com)

BAR111

BAR114

BAR120

BAR115

BAR119

BAR116

## BAR114

### DESK IN GLASS

#### FINISHES GROUP 4

tempered glass: frosted transparent

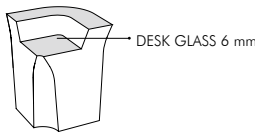
To order the item please use the following codes:

LP BAR114: tempered glass



#### DIMENSIONS

Weight:	6.6 lb
---------	--------



## BAR120

### DESK IN STEEL

#### FINISHES GROUP 4

stainless steel: steel silver

To order the item please use the following codes:

LP BAR120: stainless steel



#### DIMENSIONS

Weight:	3.3 lb
---------	--------



## BAR115

### TOP IN GLASS

#### FINISHES GROUP 4

tempered glass: frosted transparent

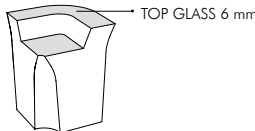
To order the item please use the following codes:

LP BAR115: tempered glass



#### DIMENSIONS

Weight:	8.8 lb
---------	--------



Giò Colonna Romano

# My desk



## MODULAR COUNTER

My Desk is the latest product in SLIDE's collection of displays systems opened with the Expo totem. My Desk is lightweight, resistant and visually powerful, thus the perfect choice as a reception desk. Modular and luminous, My Desk is made of rotationally-moulded polyethylene and is also suitable for outdoor use. Available only in white, My Desk can be customised with logos or images, ensuring a unique, easily identified product. My Desk features a tapered, compact design for a practical, convenient solution, perfect also for smaller offices in need of a bit of luminous magic.

# My desk

DES110

DESK IN POLYETHYLENE

FINISHES GROUP 4

Polyethylene Lighting: LA

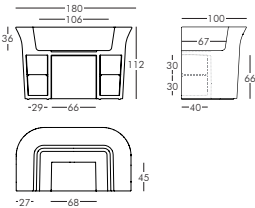
To order the item please use the following codes:

SD DES110: Polyethylene Lighting



**DIMENSIONS**

Weight:	140.6 lb
Width (inches):	70.9"
Depth (inches):	39.4"
Height (inches):	43.3"



complete list of  
versions/options  
also visible on  
our price list and on  
[ad.dzineelements.com](http://ad.dzineelements.com)

DES110



SLIDE Studio

# Snack bar



## MODULAR BAR COUNTER

Snack Bar is a luminous, modular bar counter in line with the SLIDE philosophy. Snack Bar is available in white. Thanks to its luminosity, Snack Bar is not only a handy bar counter, but also a decorative item visually and emotionally powerful. Its modern feel, its linear design and its luminous soul make Snack Bar an ideal choice for outdoor spaces and glamorous nightclubs alike.



# Snack Bar

## SNB100

### BAR COUNTER IN POLYETHYLENE

#### FINISHES GROUP 4

Polyethylene Lighting: LA

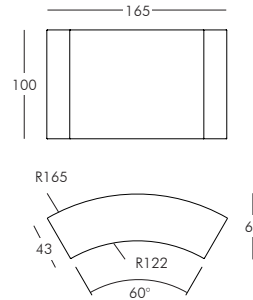
To order the item please use the following codes:

SD SNB100: Polyethylene Lighting



#### DIMENSIONS

Weight:	66.1 lb
Width (inches):	23.6"
Depth (inches):	65"
Height (inches):	39.4"



complete list of versions/options also visible on our price list and on [ad.dzineelements.com](http://ad.dzineelements.com)

SNB100  
SNB102  
SNB101

## SNB102

### DESK IN GLASS

#### FINISHES GROUP 4

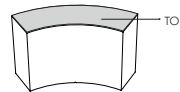
tempered glass: frosted transparent

To order the item please use the following codes:

SD SNB102: tempered glass

#### DIMENSIONS

Weight:	22 lb
Width (inches):	23.6"
Depth (inches):	64.6"



**TOP** 164 x 60 cm  
SD SNB102 - tempered glass (6 mm / 10 Kg)  
SD SNB101 - stainless steel (1 mm / 6,2 Kg)

## SNB101

### DESK IN STEEL

#### FINISHES GROUP 4

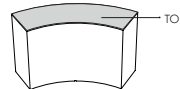
stainless steel: steel silver

To order the item please use the following codes:

SD SNB101: stainless steel

#### DIMENSIONS

Weight:	13.5 lb
Width (inches):	23.6"
Depth (inches):	64.6"



**TOP** 164 x 60 cm  
SD SNB102 - tempered glass (6 mm / 10 Kg)  
SD SNB101 - stainless steel (1 mm / 6,2 Kg)


Giò Colonna Romano

# Swish



## CONCURRE FLOOR LAMP OR BENCH

Swish is the first ever luminous lectern made by means of rotational moulding. Its onomatopoeic name recalls nimbleness, agility, fluidity and lightness. Swish matches SLIDE's Konkord stool and comes in several colours, including lacquered finishes.



# Swish

SWS110

**LECTERN**

**FINISHES GROUP 4**

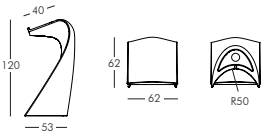
Polyethylene Standard: FB, FC, FD, FE, FG, FH, FR, FT

Polyethylene Lighting: LA  
Polyethylene Lacquered: QA/MF, QB/MQ, QC/MP, QD/MN, QG/MK, QH/MI, QM/MY, QO/MZ, QR/MW, QS/MX

To order the item please use the following codes:  
SD SWS110: Polyethylene Standard  
LP SWS110: Polyethylene Lighting (indoor use only)  
SL SWS110: Polyethylene Lacquered

**DIMENSIONS**

Weight:	35.2 lb
Width (inches):	24.4"
Depth (inches):	24.4"
Height (inches):	47.2"




complete list of versions/options also visible on our price list and on [ad.dzineelements.com](http://ad.dzineelements.com)

SWS110



# Accessories



SLIDE Studio

# Altalena



## PLAYFUL SEAT

Altalena is a playful and original solution for anyone wishing for a unique, enchanting atmosphere. Altalena is made of polyethylene by means of rotational moduling. It's supported by a rope, just like traditional swings: a minimalist design for a very beautiful effect. Altalena gives any space a touch of exuberance.

# Altalena

SWI060

SWING IN POLYETHYLENE

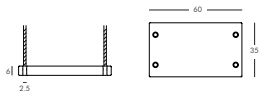
FINISHES GROUP 4

Polyethylene Standard: FB, FC, FD, FE, FG, FH, FR, FT  
Polyethylene Lighting: LA

To order the item please use the following codes:  
SD SWI060: Polyethylene Standard  
LA SWI060: Polyethylene Lighting (indoor use only)

DIMENSIONS

Weight:	6.6 lb
Width (inches):	13.8"
Depth (inches):	23.6"
Height (inches):	2.4"



complete list of versions/options also visible on our price list and on [ad.dzineelements.com](http://ad.dzineelements.com)

SWI060





Front

# Arch Clothes Valet



## STEAM BENT BEECH WOOD CLOTHES VALET

The Arch Clothes Valet enriches the furnishing proposal that Front, the Swedish designer trio, created for Wiener GTV Design in 2014. An element that embodies the brand's signature style in its linear simplicity, updated with an unexpected twist thanks to the two-toned wood. Ironic yet discreet, the Arch Clothes Valet adapts easily into the personal area of any home, like the bedroom or bathroom.



# Arch Clothes Valet

CHVALELGN

**STEAM BENT BEECH WOOD CLOTHES VALET**

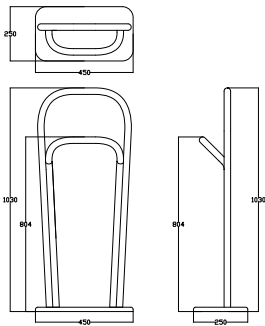
**FINISHES GROUP 6**

**FRAME FINISHES**

Wood: B01  
Classic: C01 - RAL 9005

**DIMENSIONS**

Weight: 11,02 lb  
Width (inches): 17,7"  
Depth (inches): 10,2"  
Height (inches): 40,5"



complete list of  
versions/options  
also visible on  
our price list and on  
[ad.dzineelements.com](http://ad.dzineelements.com)

CHVALELGN



Tous les Trois

# Bamboo



## BAMBOO CANES SHAPE POT

Bamboo is a pot that reproduces the essential, gently swaying lines of bamboo canes. It is a thin, luminous pot that can also be used to elegantly divide up spaces.



# Bamboo

BAM080

CHACHEPOT

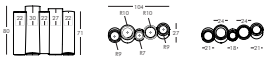
FINISHES GROUP 4

Polyethylene Standard: FB, FC, FD, FE, FG, FH, FR, FT  
Polyethylene Lighting: LA  
Polyethylene Lacquered: QA/MF, QB/MQ, QC/MP, QD/MN, QG/MK, QH/MI, QM/MY, QO/MZ, QR/MW, QS/MX

To order the item please use the following codes:  
SD BAM080: Polyethylene Standard  
LP BAM080: Polyethylene Lighting  
SL BAM080: Polyethylene Lacquered

DIMENSIONS

Weight:	30.9 lb
Width (inches):	10.6"
Depth (inches):	40.9"
Height (inches):	31.5"



complete list of versions/options also visible on our price list and on [ad.dzineelements.com](https://ad.dzineelements.com)

BAM080





SLIDE Studio

# Base pot



## FACETED POT

Base Pot is a faceted rectangular pot with horizontal fluting. Its shape and various sizes make it a perfect item for any kind of setting, both indoors and outdoors.

# Base pot

## BAS040

**POT IN POLYETHYLENE, DIM. 11.8" X 7.9" X 15.7**

### FINISHES GROUP 4

Polyethylene Standard: FB, FC, FD, FE, FG, FH, FR, FT

Polyethylene Lacquered: QA/MF, QB/MQ, QC/MP, QD/MN, QG/MK, QH/MI, QM/MY, QO/MZ, QR/MW, QS/MX

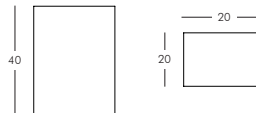
To order the item please use the following codes:

SD BAS040: Polyethylene Standard

SL BAS040: Polyethylene Lacquered

### DIMENSIONS

Weight: 6.6 lb  
Width (inches): 7.9"  
Depth (inches): 11.8"  
Height (inches): 15.7"



complete list of versions/options also visible on our price list and on [ad.dzineelements.com](https://ad.dzineelements.com)

BAS040

BAS060

BAS070



## BAS060

**POT IN POLYETHYLENE, DIM. 17.3" X 7.9" X 15.7"**

### FINISHES GROUP 4

Polyethylene Standard: FB, FC, FD, FE, FG, FH, FR, FT

Polyethylene Lacquered: QA/MF, QB/MQ, QC/MP, QD/MN, QG/MK, QH/MI, QM/MY, QO/MZ, QR/MW, QS/MX

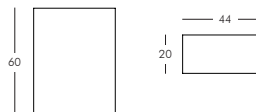
To order the item please use the following codes:

SD BAS060: Polyethylene Standard

SL BAS060: Polyethylene Lacquered

### DIMENSIONS

Weight: 11 lb  
Width (inches): 7.9"  
Depth (inches): 17.3"  
Height (inches): 15.7"



## BAS070

**POT IN POLYETHYLENE, DIM. 16.5" X 11.8" X 28.7"**

### FINISHES GROUP 4

Polyethylene Standard: FB, FC, FD, FE, FG, FH, FR, FT

Polyethylene Lacquered: QA/MF, QB/MQ, QC/MP, QD/MN, QG/MK, QH/MI, QM/MY, QO/MZ, QR/MW, QS/MX

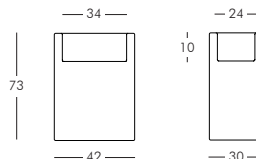
To order the item please use the following codes:

SD BAS070: Polyethylene Standard

SL BAS070: Polyethylene Lacquered

### DIMENSIONS

Weight: 15.4 lb  
Width (inches): 11.8"  
Depth (inches): 16.5"  
Height (inches): 28.7"





SLIDE Studio

# Bench Pot



## LUMINOUS BENCH

Bench Pot is the iconic SLIDE luminous pot with a double wall. Its shape and various sizes make it perfect for any kind of setting, both indoors and outdoors.

# Bench pot

## BEP080

**POT/BENCH IN POLYETHYLENE, DIM.**  
**31.5" X 31.5" X 15.7"**

### FINISHES GROUP 4

Polyethylene Standard: FB, FC, FD, FE, FG, FH, FR, FT

Polyethylene Lighting: LA

Polyethylene Lacquered: QA/MF, QB/MQ, QC/MP, QD/MN, QG/MK, QH/MI, QM/MY, QO/MZ, QR/MW, QS/MX

To order the item please use the following codes:

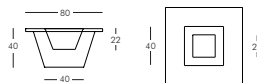
SD BEP080: Polyethylene Standard

LP BEP080: Polyethylene Lighting

SL BEP080: Polyethylene Lacquered

### DIMENSIONS

Weight: 22 lb  
Width (inches): 31.5"  
Depth (inches): 31.5"  
Height (inches): 15.7"



complete list of  
versions/options  
also visible on  
our price list and on  
[ad.dzineelements.com](http://ad.dzineelements.com)

BEP080

BEP140

## BEP140

**POT/BENCH IN POLYETHYLENE, DIM.**  
**55.1" X 55.1" X 15.7"**

### FINISHES GROUP 4

Polyethylene Standard: FB, FC, FD, FE, FG, FH, FR, FT

Polyethylene Lighting: LA

Polyethylene Lacquered: QA/MF, QB/MQ, QC/MP, QD/MN, QG/MK, QH/MI, QM/MY, QO/MZ, QR/MW, QS/MX

To order the item please use the following codes:

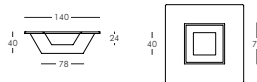
SD BEP140: Polyethylene Standard

LP BEP140: Polyethylene Lighting

SL BEP140: Polyethylene Lacquered

### DIMENSIONS

Weight: 83.8 lb  
Width (inches): 55.1"  
Depth (inches): 55.1"  
Height (inches): 15.7"



Giò Colonna Romano

# Big Giò



## LUMINOUS POT

Big Giò is the iconic SLIDE luminous pot with a double wall. Its shape and various sizes make it perfect for any kind of setting, both indoors and outdoors.

# Big Giò

SFC130

POT

FINISHES GROUP 4

Polyethylene Standard: FB, FC, FD, FE, FG, FH, FR, FT

Polyethylene Lighting: LA

Polyethylene Lacquered: QA/MF, QB/MQ, QC/MP, QD/MN, QG/MK, QH/MI, QM/MY, QO/MZ, QR/MW, QS/MX

To order the item please use the following codes:

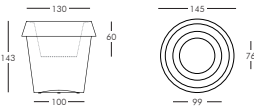
SD SFC130: Polyethylene Standard

LP SFC130: Polyethylene Lighting

SL SFC130: Polyethylene Lacquered

DIMENSIONS

Weight: 121 lb  
Height (inches): 56.3"  
Diameter (inches): 57"



complete list of  
versions/options  
also visible on  
our price list and on  
[ad.dzineelements.com](http://ad.dzineelements.com)

SFC130



Fabio Rotella

# Bubo



## OWL SHAPED TABLE LAMP

Bubo is an owl-shaped lamp that joins the SLIDE Collection of table lamps inspired by animals. In the past owls were seen to be sacred - nowadays Bubo is a unique, colorful interior accessory. Bubo is a lucky charm lamp with a lively, informal design, and is an ideal furnishing complement for any home. Its soft light discreetly adds color to any room.



# Bubo

BUB040

**SMALL TABLE LAMP/GADGET**

**FINISHES GROUP 4**

Polyethylene Lighting: LA, LB, LC, LD, LL, LR, LS  
Polyethylene Lacquered: QA/MF, QB/MQ,  
QC/MP, QD/MN, QG/MK, QH/MI, QM/MY,  
QO/MZ, QR/MW, QS/MX

To order the item please use the following  
codes:

LP BUB040: Polyethylene Lighting  
SL BUB040: Polyethylene Lacquered

**DIMENSIONS**

Weight: 6.83 lb  
Width (inches): 9.4"  
Depth (inches): 3.98"  
Height (inches): 17.2"



complete list of  
versions/options  
also visible on  
our price list and on  
[ad.dzineelements.com](http://ad.dzineelements.com)

BUB040





Gebrueder Thonet

# Cloud



## STEAM BENT BEECH WOOD UMBRELLA STAND

Modern and practical, in perfect harmony with contemporary living. Cloud is the bent beech umbrella stand designed by GTV to furnish many different environments, the end parts of the feet are always supplied in natural beechwood.

# Cloud

OMCLOULGN

**STEAM BENT BEECH WOOD UMBRELLA  
STAND**

**FINISHES GROUP 6**

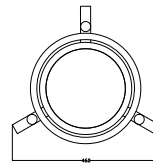
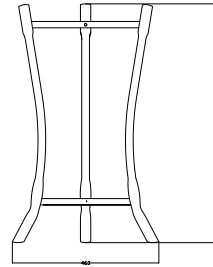
**FRAME FINISHES**

Classic: C01 - RAL 9005, C02 – RAL 9010



## DIMENSIONS

Weight:	5,5 lb
Width (inches):	18.1"
Depth (inches):	18.1"
Height (inches):	29.5"



complete list of  
versions/options  
also visible on  
our price list and on  
[ad.dzineelements.com](https://ad.dzineelements.com)

OMCLOULGN


Giulio Cappellini

# Cubic Yo



## DOUBLE-WALLED LUMINOUS POT

Cubic Yo is a wide double-walled luminous pot, created by combining two rectangular elements of different sizes. Geometry and colour apply to polyethylene to create a practical, unexpectedly attractive pot. Cubic Yo is perfect for both indoor and outdoor settings, and is easy to move around thanks to its four



# Cubic Yo

CUY046

POT ON WHEELS

FINISHES GROUP 4

Polyethylene Standard: FB, FC, FD, FE, FG, FH, FR, FT

Polyethylene Lighting: LA

Polyethylene Lacquered: QA/MF, QB/MQ, QC/MP, QD/MN, QG/MK, QH/MI, QM/MY, QO/MZ, QR/MW, QS/MX

To order the item please use the following codes:

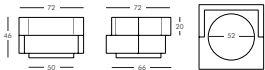
SD CUY046: Polyethylene Standard

LP CUY046: Polyethylene Lighting

SL CUY046: Polyethylene Lacquered

DIMENSIONS

Weight:	30.8 lb
Width (inches):	28.3"
Depth (inches):	28.3"
Height (inches):	18.1"



complete list of  
versions/options  
also visible on  
our price list and on  
[ad.dzineelements.com](http://ad.dzineelements.com)

CUY046



# Cushions

CUS-040-0

## **SMALLEST CUSHION WITH REMOVABLE COVER**

### **FINISHES GROUP 8**

#### **FABRICS**

COM

COL

Graded in Fabric programs also available with Kvadrat, Camira Ultra Fabrics and more, please ask a representative for assistance

#### **DIMENSIONS**

Width (inches): 15,75"

Depth (inches): 15,75"

COM (yrd): 0,49

COL (sqf): 8,61

complete list of versions/options also visible on our price list and on [ad.dzineelements.com](https://ad.dzineelements.com)

CUS-040-0

CUS-050-0

CUS-060-0



CUS-050-0

## **MEDIUM CUSHION WITH REMOVABLE COVER**

### **FINISHES GROUP 8**

#### **FABRICS**

COM

COL

Graded in Fabric programs also available with Kvadrat, Camira Ultra Fabrics and more, please ask a representative for assistance

#### **DIMENSIONS**

Width (inches): 19,69"

Depth (inches): 19,69"

COM (yrd): 0,6

COL (sqf): 10,76



CUS-060-0

## **LARGE CUSHION WITH REMOVABLE COVER**

### **FINISHES GROUP 8**

#### **FABRICS**

COM

COL

Graded in Fabric programs also available with Kvadrat, Camira Ultra Fabrics and more, please ask a representative for assistance

#### **DIMENSIONS**

Width (inches): 23,62"

Depth (inches): 23,62"

COM (yrd): 0,71

COL (sqf): 12,92



Arflex

**Diva**

### WOODEN PANEL

The Diva Screen can be used for intimacy as a foldable room partition that still adheres to the décor of the space that it is being used in.





# Diva

2822

## UPHOLSTERED DIVIDER 32X71.75"

### FINISHES GROUP 7

#### FABRICS

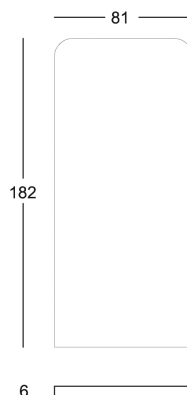
COM

Graded in Fabric programs also available with Kvadrat, Camira Ultra Fabrics and more, please ask a representative for assistance



### DIMENSIONS

Weight:	28,66 lb
Width (inches):	32"
Depth (inches):	2.25"
Height (inches):	71.75"
COM (yrd):	4,59



complete list of versions/options also visible on our price list and on [ad.dzineelements.com](https://ad.dzineelements.com)

2822

2823

2824

2825

2826

2827

2823

## UPHOLSTERED DIVIDER 42.50X64.25"

### FINISHES GROUP 7

#### FABRICS

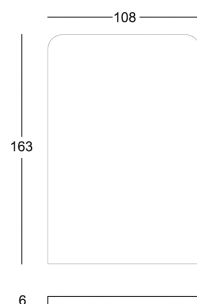
COM

Graded in Fabric programs also available with Kvadrat, Camira Ultra Fabrics and more, please ask a representative for assistance



### DIMENSIONS

Weight:	28,66 lb
Width (inches):	42.25"
Depth (inches):	2.25"
Height (inches):	64.25"
COM (yrd):	4,15



2824

## UPHOLSTERED DIVIDER 28.25X68.50"

### FINISHES GROUP 7

#### FABRICS

COM

Graded in Fabric programs also available with Kvadrat, Camira Ultra Fabrics and more, please ask a representative for assistance



### DIMENSIONS

Weight:	28,66 lb
Width (inches):	28.25"
Depth (inches):	2.25"
Height (inches):	68.50"
COM (yrd):	4,37

Aksu, Suardi

# Dots



## FRUIT BOWL

Countless dots, from tiny to big, form the negative structure of DOTS - an exclusive furnishing complement perfect as a centrepiece or fruit dish, to set up any table with style and colour. DOTS can be lit up thanks to a multicolour RGB LED kit with remote control.



# Dots

DTS010

**CENTREPIECE/FRUIT DISH**

**FINISHES GROUP 4**

Polyethylene Standard: FB, FC, FD, FE, FG, FH, FR, FT

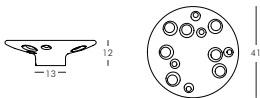
Polyethylene Lighting: LA  
Polyethylene Lacquered: QA/MF, QB/MQ, QC/MP, QD/MN, QG/MK, QH/MI, QM/MY, QO/MZ, QR/MW, QS/MX

To order the item please use the following codes:

SD DTS010: Polyethylene Standard  
LP DTS010: Polyethylene Lighting LED  
SL DTS010: Polyethylene Lacquered

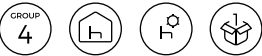
**DIMENSIONS**

Weight: 2.2 lb  
Height (inches): 4.7"  
Diameter (inches): 16.1"



complete list of  
versions/options  
also visible on  
our price list and on  
[ad.dzineelements.com](https://ad.dzineelements.com)

DTS010



Anki Gneib

# Eyeshine Mirror



## MIRROR WITH STEAM BENT BEECH WOOD FRAME

Simple geometric shapes, a combination of circles and ovals, recreate scenic suggestions that bring to mind the mystical powers of the eye and delineate the outline of the Eyeshine mirrors devised by the designer Anki Gneib. The steam-bent beech encloses the reflecting surface and shows different sizes, expanding the eye's searching echo.



# Eyeshine mirror

## SHEYESCC1

### BIG MIRROR WITH STEAM BENT BEECH WOOD FRAME

#### FINISHES GROUP 6

##### FRAME FINISHES


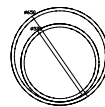
Wood: B01

Classic: C01 - RAL 9005, C02 - RAL 9010

Contemporary: D03 - RAL 7030, D07 - RAL 1027

#### DIMENSIONS

Weight:	8,82 lb
Width (inches):	25,2"
Depth (inches):	1,5"
Height (inches):	25,2"



complete list of  
versions/options  
also visible on  
our price list and on  
[ad.dzineelements.com](https://ad.dzineelements.com)

SHEYESCC1  
SHEYESCO2  
SHEYESOC2



## SHEYESCO2

### SMALL MIRROR WITH STEAM BENT BEECH WOOD FRAME

#### FINISHES GROUP 6

##### FRAME FINISHES



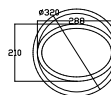
Wood: B01

Classic: C01 - RAL 9005, C02 - RAL 9010

Contemporary: D03 - RAL 7030, D07 - RAL 1027

#### DIMENSIONS

Weight:	4,41 lb
Width (inches):	12,6"
Depth (inches):	0,7"
Height (inches):	12,6"



## SHEYESOC2

### ELLIPTIC SMALL MIRROR WITH STEAM BENT BEECH WOOD FRAME

#### FINISHES GROUP 6

##### FRAME FINISHES


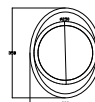
Wood: B01

Classic: C01 - RAL 9005, C02 - RAL 9010

Contemporary: D03 - RAL 7030, D07 - RAL 1027

#### DIMENSIONS

Weight:	4,41 lb
Width (inches):	14,1"
Depth (inches):	0,7"
Height (inches):	11"



Moro, Pigatti

# Frame of love



## WEATHER RESISTANT FRAME

The Frame of Love is a very unique item that cannot absolutely go unnoticed. The remarkable measurements of the frame, allow the Frame of Love to become the protagonist of great halls, exhibitions and galleries integrating with the macrodesign philosophy recently presented by SLIDE. Weather resistant and easy to clean, is available in 9 colours.



# Frame of Love

FRM150

**FRAME**

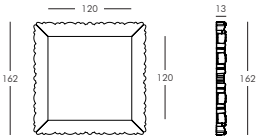
**FINISHES GROUP 4**

Polyethylene Standard & FU: FC, FD, FE, FG, FH, FR, FT, FU  
Polyethylene Lacquered: QA/MF, QB/MQ, QC/MP, QD/MN, QG/MK, QH/MI, QM/MY, QO/MZ, QR/MW, QS/MX

To order the item please use the following codes:  
SD FRM150: Polyethylene Standard & FU  
SL FRM150: Polyethylene Lacquered

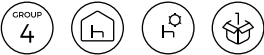
**DIMENSIONS**

Weight: 39.6 lb  
Width (inches): 63.8"  
Depth (inches): 5.1"  
Height (inches): 63.8"



complete list of versions/options also visible on our price list and on [ad.dzineelements.com](http://ad.dzineelements.com)

FRM150



Anastasia Ivanyuk

# Gear Pot



## GEAR SHAPED POT

Gear is inspired by the typical shape of a mechanical gear and can be used both as a pot, thanks to its double inner wall, or as a seat. Gear is modular: pots/seats can be put on top of or beside each other interlocking like a real gear. They give life to the traditional mechanical composition with their playful and colorful design, turning any space into a unique setting.

# Gear pot

GEP040

**GEAR SHAPED VASE**

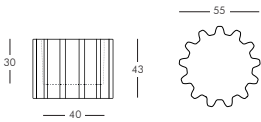
**FINISHES GROUP 4**

Polyethylene Standard: FB, FC, FD, FE, FG, FH, FR, FT  
Polyethylene Lacquered: QA/MF, QB/MQ, QC/MP, QD/MN, QG/MK, QH/MI, QM/MY, QO/MZ, QR/MW, QS/MX

To order the item please use the following codes:  
SD GEP040: Polyethylene Standard  
SL GEP040: Polyethylene Lacquered

**DIMENSIONS**

Weight:	13.2 lb
Width (inches):	21.6"
Depth (inches):	21.6"
Height (inches):	16.9"



complete list of versions/options also visible on our price list and on [ad.dzineelements.com](http://ad.dzineelements.com)

GEP040



Giò Colonna Romano

# Giò monster



## LUMINOUS POT

Giò Monster is the iconic SLIDE luminous pot with a double wall. Its shape and various sizes make it perfect for any kind of setting, both indoors and outdoors.

# Giò Monster

SFC180

POT

FINISHES GROUP 4

Polyethylene Standard: FB, FC, FD, FE, FG, FH, FR, FT

Polyethylene Lighting: LA

Polyethylene Lacquered: QA/MF, QB/MQ, QC/MP, QD/MN, QG/MK, QH/MI, QM/MY, QO/MZ, QR/MW, QS/MX

To order the item please use the following codes:

SD SFC180: Polyethylene Standard

LP SFC180: Polyethylene Lighting

SL SFC180: Polyethylene Lacquered

DIMENSIONS

Weight: 220 lb  
Height (inches): 72.44"  
Diameter (inches): 82.7"



complete list of versions/options also visible on our price list and on [ad.dzineelements.com](http://ad.dzineelements.com)

SFC180





Giò Colonna Romano

# Giò piatto



## LUMINOUS POT

Giò Piatto is the iconic SLIDE luminous pot with a double wall. Its shape and various sizes make it perfect for any kind of setting, both indoors and outdoors.



# Giò piatto

SFC050

POT 57" DIAMETER

FINISHES GROUP 4

Polyethylene Standard: FB, FC, FD, FE, FG, FH, FR, FT

Polyethylene Lighting: LA

Polyethylene Lacquered: QA/MF, QB/MQ, QC/MP, QD/MN, QG/MK, QH/MI, QM/MY, QO/MZ, QR/MW, QS/MX

To order the item please use the following codes:

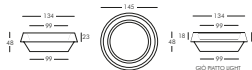
SD SFC050: Polyethylene Standard

LP SFC050: Polyethylene Lighting

SL SFC050: Polyethylene Lacquered

DIMENSIONS

Weight: 59.5 lb  
Height (inches): 18.9"  
Diameter (inches): 57"



complete list of versions/options also visible on our price list and on [ad.dzineelements.com](http://ad.dzineelements.com)

SFC050  
SFC200



SFC200

POT 82.7" DIAMETER

FINISHES GROUP 4

Polyethylene Standard: FB, FC, FD, FE, FG, FH, FR, FT

Polyethylene Lighting: LA

Polyethylene Lacquered: QA/MF, QB/MQ, QC/MP, QD/MN, QG/MK, QH/MI, QM/MY, QO/MZ, QR/MW, QS/MX

To order the item please use the following codes:

SD SFC200: Polyethylene Standard

LP SFC200: Polyethylene Lighting

SL SFC200: Polyethylene Lacquered

DIMENSIONS

Weight: 198.4 lb  
Height (inches): 19.7"  
Diameter (inches): 82.7"



Giò Colonna Romano

# Giò specchio



## ROUNDED SHAPE MIRROR

Giò Specchio is a furnishing element with a rounded shape, which adds character to any kind of space. Its soft light livens up in an unusual way all indoor set-ups. It is made of polyethylene by means of rotational moulding.

# Giò Specchio

SPE145

MIRROR

FINISHES GROUP 4

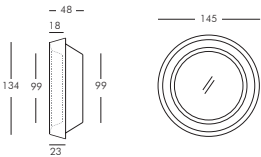
Polyethylene Lighting: LA

To order the item please use the following codes:

SD SPE145: Polyethylene Lighting

DIMENSIONS

Weight: 81.57 lb  
Height (inches): 18.9"  
Diameter (inches): 57"



complete list of  
versions/options  
also visible on  
our price list and on  
[ad.dzineelements.com](http://ad.dzineelements.com)

SPE145



Giò Colonna Romano

# Giò tondo



## LUMINOUS POT

Giò Tondo is the iconic SLIDE luminous pot with a double wall. Its shape and various sizes make it perfect for any kind of setting, both indoors and outdoors.

# Giò tondo

SFC090

POT

FINISHES GROUP 4

Polyethylene Standard: FB, FC, FD, FE, FG, FH, FR, FT

Polyethylene Lighting: LA

Polyethylene Lacquered: QA/MF, QB/MQ, QC/MP, QD/MN, QG/MK, QH/MI, QM/MY, QO/MZ, QR/MW, QS/MX

To order the item please use the following codes:

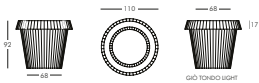
SD SFC090: Polyethylene Standard

LP SFC090: Polyethylene Lighting

SL SFC090: Polyethylene Lacquered

DIMENSIONS

Weight: 44.1 lb  
Height (inches): 36.2"  
Diameter (inches): 43.3"




complete list of versions/options also visible on our price list and on [ad.dzineelements.com](http://ad.dzineelements.com)

SFC090



Giò Colonna Romano

# Giò wind



## ROOM DIVIDER

Giò Wind is an unusual, surprisingly versatile room divider. The geometric Giò Wind modules can be put on top of each other, thus creating countless sceneries very easy to set up. Made of polyethylene, Giò Wind is suitable for both indoor and outdoor spaces. Available in white, this room divider adds a seductive feel to any space through its soft light and curvy lines.



# Giò Wind

GW1200

**DIVIDER 78.7" HIGH**

**FINISHES GROUP 4**

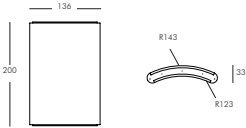
Polyethylene Lighting: LA

To order the item please use the following codes:

SD GW1200: Polyethylene Lighting

**DIMENSIONS**

Weight:	88.18 lb
Width (inches):	53.54"
Depth (inches):	12.99"
Height (inches):	78.74"



complete list of  
versions/options  
also visible on  
our price list and on  
**ad.dzineelements.com**

GW1200



Alessandro Mendini

# Here



## SMALL TABLE LAMP

"Here" is a small table lamp with a visually powerful impact and an abstract, geometric shape. "Here" was born as a sculpture in a limited edition and subsequently, optimized for mass production. It lights up home spaces in a playful and elegant way.

# Here

HER050

TABLE LAMP

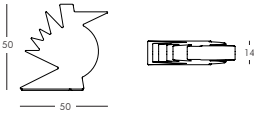
FINISHES GROUP 4

Polyethylene Lighting: LA, LB, LC, LD, LL, LR, LS  
Polyethylene Lacquered: QA/MF, QB/MQ,  
QC/MP, QD/MN, QG/MK, QH/MI, QM/MY,  
QO/MZ, QR/MW, QS/MX

To order the item please use the following  
codes:  
LP HER050: Polyethylene Lighting  
SL HER050: Polyethylene Lacquered

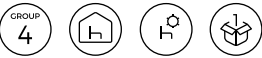
DIMENSIONS

Weight:	4 lb
Width (inches):	19.6"
Depth (inches):	5.5"
Height (inches):	19.6"



complete list of  
versions/options  
also visible on  
our price list and on  
[ad.dzineelements.com](http://ad.dzineelements.com)

HER050



Giò Colonna Romano

# Il Vaso



## VERSATILE POT

Il Vaso is a minimal version of a traditional flower vase. It works as a pot and as a lamp in both indoor and outdoor spaces. Il Vaso is a versatile item with an essential design playing with surfaces. It interprets the classical garden item in a stylised, almost cartoonish way.

# Il Vaso

ILV055

**POT 21.6" HIGH**

**FINISHES GROUP 4**

Polyethylene Standard: FB, FC, FD, FE, FG, FH, FR, FT

Polyethylene Lighting: LA

Polyethylene Lacquered: QA/MF, QB/MQ, QC/MP, QD/MN, QG/MK, QH/MI, QM/MY, QO/MZ, QR/MW, QS/MX

To order the item please use the following codes:

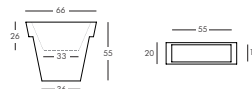
SD ILV055: Polyethylene Standard

LP ILV055: Polyethylene Lighting

SL ILV055: Polyethylene Lacquered

## DIMENSIONS

Weight: 17.6 lb  
Width (inches): 25.9"  
Depth (inches): 7.9"  
Height (inches): 21.6"



complete list of  
versions/options  
also visible on  
our price list and on  
[ad.dzineelements.com](http://ad.dzineelements.com)

ILV055

ILV075

ILV140

ILV075

**POT 29.1" HIGH**

**FINISHES GROUP 4**

Polyethylene Standard: FB, FC, FD, FE, FG, FH, FR, FT

Polyethylene Lighting: LA

Polyethylene Lacquered: QA/MF, QB/MQ, QC/MP, QD/MN, QG/MK, QH/MI, QM/MY, QO/MZ, QR/MW, QS/MX

To order the item please use the following codes:

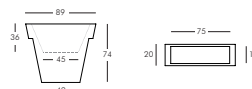
SD ILV075: Polyethylene Standard

LP ILV075: Polyethylene Lighting

SL ILV075: Polyethylene Lacquered

## DIMENSIONS

Weight: 24.2 lb  
Width (inches): 35"  
Depth (inches): 7.9"  
Height (inches): 29.1"



ILV140

**POT 55.1" HIGH**

**FINISHES GROUP 4**

Polyethylene Standard: FB, FC, FD, FE, FG, FH, FR, FT

Polyethylene Lighting: LA

Polyethylene Lacquered: QA/MF, QB/MQ, QC/MP, QD/MN, QG/MK, QH/MI, QM/MY, QO/MZ, QR/MW, QS/MX

To order the item please use the following codes:

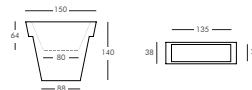
SD ILV140: Polyethylene Standard

LP ILV140: Polyethylene Lighting

SL ILV140: Polyethylene Lacquered

## DIMENSIONS

Weight: 66 lb  
Width (inches): 59"  
Depth (inches): 14.9"  
Height (inches): 55.1"





Giò Colonna Romano

# I-Pot



## LUMINOUS POT

I-Pot is the iconic SLIDE luminous pot with a double wall. Its cylindrical shape and various sizes make it perfect for any kind of setting, both indoors and outdoors.



# I-pot

## IPT040

### POT 15.7" HIGH

#### FINISHES GROUP 4

Polyethylene Standard: FB, FC, FD, FE, FG, FH, FR, FT

Polyethylene Lighting: LA

Polyethylene Lacquered: QA/MF, QB/MQ, QC/MP, QD/MN, QG/MK, QH/MI, QM/MY, QO/MZ, QR/MW, QS/MX

To order the item please use the following codes:

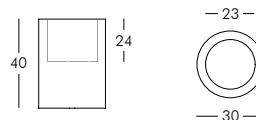
SD IPT040: Polyethylene Standard

LP IPT040: Polyethylene Lighting (outdoor on request)

SL IPT040: Polyethylene Lacquered

#### DIMENSIONS

Weight: 8.8 lb  
Height (inches): 15.7"  
Diameter (inches): 11.8"



complete list of  
versions/options  
also visible on  
our price list and on  
[ad.dzineelements.com](http://ad.dzineelements.com)

IPT040

IPT080

IPT130

## IPT080

### POT 31.4" HIGH

#### FINISHES GROUP 4

Polyethylene Standard: FB, FC, FD, FE, FG, FH, FR, FT

Polyethylene Lighting: LA

Polyethylene Lacquered: QA/MF, QB/MQ, QC/MP, QD/MN, QG/MK, QH/MI, QM/MY, QO/MZ, QR/MW, QS/MX

To order the item please use the following codes:

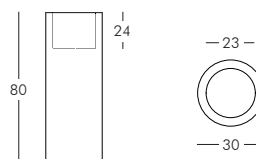
SD IPT080: Polyethylene Standard

LP IPT080: Polyethylene Lighting (outdoor on request)

SL IPT080: Polyethylene Lacquered

#### DIMENSIONS

Weight: 15.4 lb  
Height (inches): 31.4"  
Diameter (inches): 11.8"



## IPT130

### POT 51.1" HIGH

#### FINISHES GROUP 4

Polyethylene Standard: FB, FC, FD, FE, FG, FH, FR, FT

Polyethylene Lighting: LA

Polyethylene Lacquered: QA/MF, QB/MQ, QC/MP, QD/MN, QG/MK, QH/MI, QM/MY, QO/MZ, QR/MW, QS/MX

To order the item please use the following codes:

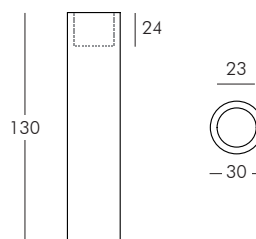
LP IPT130: Polyethylene Lighting (outdoor on request)

SD IPT130: Polyethylene Standard

SL IPT130: Polyethylene Lacquered

#### DIMENSIONS

Weight: 22 lb  
Height (inches): 51.1"  
Diameter (inches): 11.8"



Moro, Pigatti

# Joker of love



## MODULAR AND VERSATILE ELEMENT

Joker of Love is a versatile design element. With its complex forms and shapes rococò style, the Joker of Love can be arranged with other modules to become a library, a divider for open-space offices, and office archive or a single furniture. It is weather resistant and easy to clean, is available in 9 colours.



# Joker of Love

JKR055

**MODULAR CUBE**

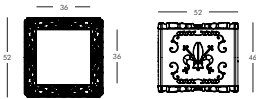
**FINISHES GROUP 4**

Polyethylene Standard & FU: FC, FD, FE, FG, FH, FR, FT, FU  
Polyethylene Lacquered: QA/MF, QB/MQ, QC/MP, QD/MN, QG/MK, QH/MI, QM/MY, QO/MZ, QR/MW, QS/MX

To order the item please use the following codes:  
SD JKR055: Polyethylene Standard & FU  
SL JKR055: Polyethylene Lacquered

**DIMENSIONS**

Weight:	22 lb
Width (inches):	20.5"
Depth (inches):	18.1"
Height (inches):	20.5"





complete list of versions/options also visible on our price list and on [ad.dzineelements.com](http://ad.dzineelements.com)

JKR055



Goran Lelas

# Jumpie



## TABLE LAMP

Jumpie is the new table lamp from the eclectic artist Goran Lelas. Fictional character inspired by the shape of a stylized rabbit, it joins the lamps range from SLIDE collection related to the enchanting world of animals. With a round and amusing face and exorbitant ears, Jumpie radiates a soft and mellow light, perfect to furnish a children's room, or for older ones too can be used as a witty alternative to illuminate spaces



# Jumpie

JUM040

TABLE LAMP/GADGET

FINISHES GROUP 4

Polyethylene Lighting: LA, LB, LC, LD, LL, LR, LS  
Polyethylene Lighting LED: LA  
Polyethylene Lacquered: QA/MF, QB/MQ, QC/MP, QD/MN, QG/MK, QH/MI, QM/MY, QO/MZ, QR/MW, QS/MX

To order the item please use the following codes:

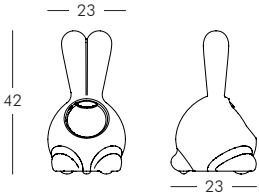
LA JUM040: Polyethylene Lighting LED

LP JUM040: Polyethylene Lighting

SL JUM040: Polyethylene Lacquered

DIMENSIONS

Weight: 2.2 lb  
Width (inches): 9"  
Depth (inches): 9.8"  
Height (inches): 16.5"



complete list of  
versions/options  
also visible on  
our price list and on  
[ad.dzineelements.com](http://ad.dzineelements.com)

JUM040



Otto Wagner

# Kleiderstaender



## STEAM BENT BEECH WOOD COAT STAND

From the historical and vast GTV archives, An icon of industrial design. The suppleness of the bentwood technique gives shape to an elegant beech structure, that perfectly fulfils its purpose as a coat and umbrella stand. A light, timeless item with perfect construction detail.



# Kleiderstaender

AP2204LGN

**STEAM BENT BEECH WOOD COAT  
STAND, 72.85" HIGH**

**FINISHES GROUP 6**

**FRAME FINISHES**

Wood: B01, B02, B03, B04

Classic: C01 - RAL 9005, C02 - RAL 9010

Contemporary: D01 - RAL 1013, D02 - RAL 7047,

D03 - RAL 7030, D04 - RAL 6014, D05 - RAL

7032, D06 - RAL 7033, D07 - RAL 1027, D08 -

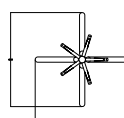
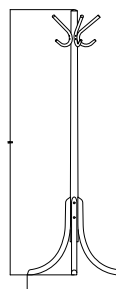
RAL 1032, D09 - RAL 2004, D10 - RAL 3000, D11

- RAL 7000, D12 - RAL 7031, D13 - RAL 8019,

D14 - RAL 3005, D15 - RAL 5020

**DIMENSIONS**

Weight:	11 lb
Width (inches):	20.5"
Depth (inches):	20.5"
Height (inches):	72,8"



complete list of  
versions/options  
also visible on  
our price list and on  
[ad.dzineelements.com](http://ad.dzineelements.com)

AP2204LGN

AP2205LGN

AP2205LGN

**STEAM BENT BEECH WOOD COAT  
STAND, 77.55" HIGH**

**FINISHES GROUP 6**

**FRAME FINISHES**

Wood: B01, B02, B03, B04

Classic: C01 - RAL 9005, C02 - RAL 9010

Contemporary: D01 - RAL 1013, D02 - RAL 7047,

D03 - RAL 7030, D04 - RAL 6014, D05 - RAL

7032, D06 - RAL 7033, D07 - RAL 1027, D08 -

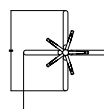
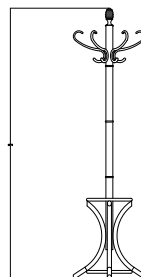
RAL 1032, D09 - RAL 2004, D10 - RAL 3000, D11

- RAL 7000, D12 - RAL 7031, D13 - RAL 8019,

D14 - RAL 3005, D15 - RAL 5020

**DIMENSIONS**

Weight:	12,1 lb
Width (inches):	20.5"
Depth (inches):	20.5"
Height (inches):	77,6"



Giò Colonna Romano

**Kokò****PENGUIN SHAPED LAMP**

Kokò is a cute, luminous penguin born from the creative mind of Giò Colonna Romano. Whenever touched, Kokò sways and mimics a penguin's gait. Kokò is also a message bearer - it sponsors the Penguin Foundation. Kokò is available in two versions: luminous and lacquered.



# Kokò

KOK050

## TABLE LAMP

### FINISHES GROUP 4

Polyethylene Lighting: LA, LB, LC, LD, LL, LR, LS  
Polyethylene Lacquered: QA/MF, QB/MQ,  
QC/MP, QD/MN, QG/MK, QH/MI, QM/MY,  
QO/MZ, QR/MW, QS/MX

To order the item please use the following  
codes:  
SD KOK050: Polyethylene Lighting (outdoor use  
only)  
SL KOK050: Polyethylene Lacquered

### DIMENSIONS

Weight: 2.6 lb  
Width (inches): 10.2"  
Depth (inches): 8.6"  
Height (inches): 17.7"



complete list of  
versions/options  
also visible on  
our price list and on  
[ad.dzineelements.com](http://ad.dzineelements.com)

KOK050



Koloman Moser

# Kolo Moser



## STEAM BENT BEECH WOOD COAT STAND

The graphic and artistic talent of Koloman Moser shown at its best in this item designed in 1905. The Viennese artist and designer uses the bentwood technique to model the 12 beech coat hooks, which are both practical and decorative. An item of great historic value. Available in many different finishes.



# Kolo Moser

APKOLOLGN

**STEAM BENT BEECH WOOD COAT  
STAND**

**FINISHES GROUP 6**

**FRAME FINISHES**

Classic: C01 - RAL 9005, C02 - RAL 9010

Contemporary: D01 - RAL 1013, D02 - RAL 7047,

D03 - RAL 7030, D04 - RAL 6014, D05 - RAL

7032, D06 - RAL 7033, D07 - RAL 1027, D08 -


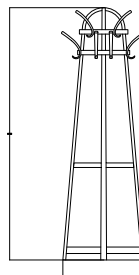
RAL 1032, D09 - RAL 2004, D10 - RAL 3000, D11

- RAL 7000, D12 - RAL 7031, D13 - RAL 8019,

D14 - RAL 3005, D15 - RAL 5020

**DIMENSIONS**

Weight:	24,2 lb
Width (inches):	27.6"
Depth (inches):	27.6"
Height (inches):	76.8"



complete list of  
versions/options  
also visible on  
our price list and on  
[ad.dzineelements.com](https://ad.dzineelements.com)


APKOLOLGN





Charlie Styrbjörn Nilsson

# Ladder



## STEAM BENT ASH WOOD DECORATIVE ELEMENT

With LADDER , Charlie Styrbjörn Nilsson has used the technique of steam bent wood to create a decorative element for interior use whose solid wood gives strength to a slender and light structure where the rungs, that have a rounded line on one side, follow one another in a mirror-like way, defining the direction of the ascent. Ladder is a versatile accessory, which can revamp a room with its unexpected presence, lending itself to many uses both in the living area and in the bedroom. It is a support point where various accessories can be hung or applied, a decorative element with a practical side.



# Ladder

## CML160LGN

**STEAM BENT ASH WOOD DECORATIVE  
ELEMENT, USEFUL AS A CLOTHES  
VALET. HEIGHT 63.00"**

### FINISHES GROUP 6

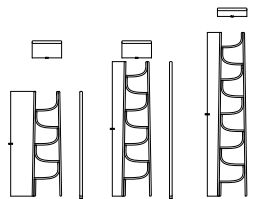
#### FRAME FINISHES

Wood: B01

Classic: C01 - RAL 9005, C02 - RAL 9010

### DIMENSIONS

Weight:	6,6 lb
Width (inches):	20.1"
Depth (inches):	1.4"
Height (inches):	63"



complete list of  
versions/options  
also visible on  
our price list and on  
[ad.dzineelements.com](http://ad.dzineelements.com)

CML160LGN  
CML200LGN  
CML250LGN



## CML200LGN

**STEAM BENT ASH WOOD DECORATIVE  
ELEMENT, USEFUL AS A CLOTHES  
VALET. HEIGHT 78.75**

### FINISHES GROUP 6

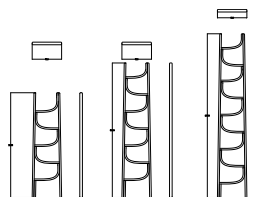
#### FRAME FINISHES

Wood: B01

Classic: C01 - RAL 9005, C02 - RAL 9010

### DIMENSIONS

Weight:	8,8 lb
Width (inches):	20.1"
Depth (inches):	1.4"
Height (inches):	78.1"



## CML250LGN

**STEAM BENT ASH WOOD DECORATIVE  
ELEMENT, USEFUL AS A CLOTHES  
VALET. HEIGHT 98.55"**

### FINISHES GROUP 6

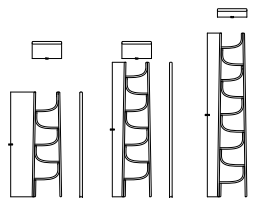
#### FRAME FINISHES

Wood: B01


Classic: C01 - RAL 9005, C02 - RAL 9010

### DIMENSIONS

Weight:	11 lb
Width (inches):	20.1"
Depth (inches):	1.4"
Height (inches):	98.1"



Luigi Serafini

**Liq****TABLE&WALL MIRROR**

Liq is uniquely shaped, and it's perfect for contemporary settings. Its shape is inspired by the lines of a flower - it will add a touch of cheerfulness and freshness to your home.

# Liq

LIQ045

## MIRROR

### FINISHES GROUP 4

Polyethylene Standard: FB, FC, FD, FE, FG, FH, FR, FT

Polyethylene Lacquered: QA/MF, QB/MQ, QC/MP, QD/MN, QG/MK, QH/MI, QM/MY, QO/MZ, QR/MW, QS/MX

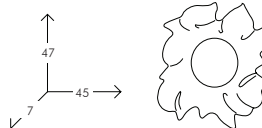
To order the item please use the following codes:

SD LIQ045: Polyethylene Standard

SL LIQ045: Polyethylene Lacquered

### DIMENSIONS

Weight:	3.3 lb
Width (inches):	17.7"
Depth (inches):	2.7"
Height (inches):	18.5"



complete list of  
versions/options  
also visible on  
our price list and on  
[ad.dzineelements.com](http://ad.dzineelements.com)

LIQ045



Eli Jacobson

# Mag



## BAR STOOL

Mag is a magazine holder, a new kind of product in SLIDE's interior accessories collection. With its simple and essential shape, Mag is a modern and versatile accessory perfect for any home space. It features a functional handle consistent with its smooth shape - a detail that is both aesthetic and handy and enhances transportability. It is also available in a lacquered finish that ensures lively, bold colors for an item that is perfect for any indoor space.



# Mag

MAG040

MAGAZINE HOLDER

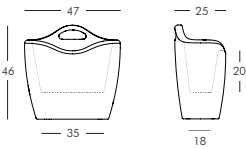
FINISHES GROUP 4

Polyethylene Standard: FB, FC, FD, FE, FG, FH, FR, FT  
Polyethylene Lighting: LA  
Polyethylene Lacquered: QA/MF, QB/MQ, QC/MP, QD/MN, QG/MK, QH/MI, QM/MY, QO/MZ, QR/MW, QS/MX

To order the item please use the following codes:  
SD MAG040: Polyethylene Standard  
LA MAG040: Polyethylene Lighting  
SL MAG040: Polyethylene Lacquered

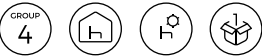
DIMENSIONS

Weight: 6.6 lb  
Width (inches): 18.5"  
Depth (inches): 9.8"  
Height (inches): 18.2"



complete list of versions/options also visible on our price list and on [ad.dzineelements.com](http://ad.dzineelements.com)

MAG040



Itamar Harari

# Malbec



## BOTTLE HOLDER

Malbec is a fun bottle holder perfect for both modern spaces and classic environments. Ideal for contemporary, versatile wine cellars, it can also be used as a display stand and holds up to 25 bottles. Malbec is available in all the SLIDE colours, fully in line with the philosophy behind all SLIDE products: always cheerful and vivacious. Malbec is a lightweight and resistant item, ideal for outside temporary fittings. Its unusual cactus-like shape makes it ideal also as a home design furnishing item with no reference to wine.



# Malbec

MAL150

## WINE RACK

### FINISHES GROUP 4

Polyethylene Standard: FB, FC, FD, FE, FG, FH, FR, FT

Polyethylene Lacquered: QA/MF, QB/MQ, QC/MP, QD/MN, QG/MK, QH/MI, QM/MY, QO/MZ, QR/MW, QS/MX

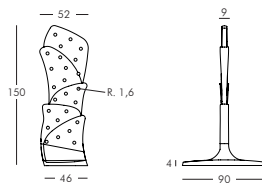
To order the item please use the following codes:

SD MAL150: Polyethylene Standard

SL MAL150: Polyethylene Lacquered

### DIMENSIONS

Weight: 33 lb  
Width (inches): 20.5"  
Depth (inches): 35.4"  
Height (inches): 58.5"



complete list of  
versions/options  
also visible on  
our price list and on  
[ad.dzineelements.com](http://ad.dzineelements.com)

MAL150



Valerio Sommella

# Margarita



## VERSATILE STOOL

Margarita born as a floating bottle bucket, but it can also be used as a indoor pot or bottle rack. It is also available with a lacquered finish, which makes it even more chic and suitable for the most sought after rooms.



# Margarita

MAR020

FLOATING BOTTLE BUCKET

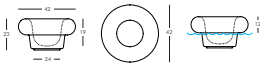
FINISHES GROUP 4

Polyethylene Standard: FB, FC, FD, FE, FG, FH, FR, FT  
Polyethylene Lacquered: QA/MF, QB/MQ, QC/MP, QD/MN, QG/MK, QH/MI, QM/MY, QO/MZ, QR/MW, QS/MX

To order the item please use the following codes:  
SD MAR020: Polyethylene Standard  
SL MAR020: Polyethylene Lacquered

DIMENSIONS

Weight: 4.4 lb  
Height (inches): 9.1"  
Diameter (inches): 16.5"



complete list of versions/options also visible on our price list and on [ad.dzineelements.com](https://ad.dzineelements.com)

MAR020



Rossin Design

# Mattress



FOAM MATTRESS

# Mattress

ERGOFOAM H 18 cm  
HIGH QUALITY FOAM MATTRESS

**DIMENSIONS**  
Height (inches): 7,09"



complete list of  
versions/options  
also visible on  
our price list and on  
[ad.dzineelements.com](https://ad.dzineelements.com)

ERGOFOAM H 18  
cm

ERGOFOAM H 18  
cm

PREMIUM H 19 cm

PREMIUM H 19 cm

ERGOSPRING H 21

cm

ERGOSPRING H 21

cm

RIPOSO H 20 cm

RIPOSO H 20 cm

ERGOFOAM H 18 cm  
HIGH QUALITY FOAM MATTRESS

**DIMENSIONS**  
Height (inches): 7,09"



PREMIUM H 19 cm  
HIGH QUALITY FOAM MATTRESS 7.48  
IN H

**DIMENSIONS**  
Height (inches): 7,48"



PREMIUM H 19 cm  
HIGH QUALITY FOAM MATTRESS 7.48  
IN H

**DIMENSIONS**  
Height (inches): 7,48"



ERGOSPRING H 21 cm  
HIGH END BOX SPRING MATTRESS

**DIMENSIONS**  
Height (inches): 8,27"



ERGOSPRING H 21 cm  
HIGH END BOX SPRING MATTRESS

**DIMENSIONS**  
Height (inches): 8,27"





Fabio Rotella

# Mini Bubo



## OWL SHAPED LAMP

Mini Bubo is an owl-shaped lamp that joins the SLIDE Collection of table lamps inspired by animals. In the past owls were seen to be sacred - nowadays Bubo is a unique, colorful interior accessory. Bubo is a lucky charm lamp with a lively, informal design, and is an ideal furnishing complement for any home. Its soft light discreetly adds color to any room.



# Mini Bubo

BUB010

## TABLE LAMP/GADGET

### FINISHES GROUP 4

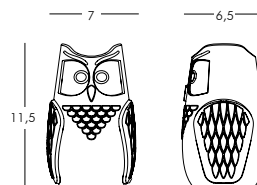
PVC: light white  
RGB multicolor LED

To order the item please use the following codes:

LP BUB010: PVC (outdoor on request)

### DIMENSIONS

Weight:	0.8 lb
Width (inches):	2.6"
Depth (inches):	2.7"
Height (inches):	4.5"



complete list of  
versions/options  
also visible on  
our price list and on  
[ad.dzineelements.com](http://ad.dzineelements.com)

BUB010



Alessandro Mendini

# Mini Here



## SMALL TABLE LAMP

The "Mini Here" is a small table lamp with a visually powerful impact and an abstract, geometric shape. The "Mini Here" was born as a sculpture in a limited edition and subsequently, optimized for mass production. It lights up home spaces in a playful and elegant way.

# Mini Here

HER010

## SMALL TABLE LAMP/GADGET

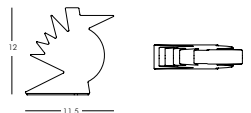
### FINISHES GROUP 4

PVC: light white  
RGB multicolor LED

To order the item please use the following codes:  
LP HER010: PVC (outdoor on request)

### DIMENSIONS

Weight:	0.8 lb
Width (inches):	4.5"
Depth (inches):	1.6"
Height (inches):	4.7"



complete list of  
versions/options  
also visible on  
our price list and on  
[ad.dzineelements.com](http://ad.dzineelements.com)

HER010



Goran Lelas

# Mini Jumpie



## FLOWER SHAPED LAMP

From the creativity of the eclectic Goran Lelas the new table lamp Mini Jumpie is born. Fictional character inspired by the shape of a stylized rabbit, it joins the lamps range from the SLIDE collection related to the enchanting world of animals. With a round and amusing face and exorbitant ears, Jumpie radiates a soft and mellow light, perfect to furnish a children's room, or for older ones too can be used as a witty alternative to illuminate spaces.

# Mini Jumpie

JUM010

## SMALL TABLE LAMP/GADGET

### FINISHES GROUP 4

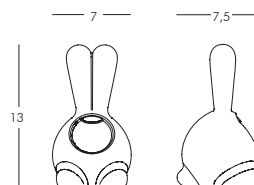
PVC: light white  
RGB multicolor LED

To order the item please use the following codes:

LP JUM010: PVC (outdoor on request)

### DIMENSIONS

Weight:	0.8 lb
Width (inches):	2.7"
Depth (inches):	2.9"
Height (inches):	5.1"



complete list of  
versions/options  
also visible on  
our price list and on  
[ad.dzineelements.com](http://ad.dzineelements.com)

JUM010



Giò Colonna Romano

# Mini Kokò



## PENGUIN SHAPED LAMP

From the creativity of the eclectic Giò Colonna Romano the new table lamp Mini Kokò is born. Fictional character inspired by the shape of a stylized penguin, it joins the lamps range from the SLIDE collection related to the enchanting world of animals. With a round and amusing face and exorbitant ears, Mr. Kokò radiates a soft and mellow light, perfect to furnish a children's room, or for older ones too can be used as a witty alternative to illuminate spaces.



# Mini Kokò

KOK010

**SMALL TABLE LAMP/GADGET**

**FINISHES GROUP 4**


PVC: light white  
RGB multicolor LED

To order the item please use the following  
codes:

SD KOK010: PVC

## DIMENSIONS

Weight: 0.8 lb  
Width (inches): 2.9"  
Depth (inches): 1.96"  
Height (inches): 4.3"



complete list of  
versions/options  
also visible on  
our price list and on  
[ad.dzineelements.com](http://ad.dzineelements.com)

KOK010



Goran Lelas

# Mini Mr. Bot



## ROBOT SHAPED LAMP

From the creativity of the eclectic Goran Lelas the new table lamp Mini Mr. Bot is born. Fictional character inspired by the shape of a stylized robot, it joins the lamps range from the SLIDE collection related to the enchanting world of animals. With a round and amusing face and exorbitant ears, Mr. Bot radiates a soft and mellow light, perfect to furnish a children's room, or for older ones too can be used as a witty alternative to illuminate spaces.

# Mini Mr. Bot

BOT010

**SMALL TABLE LAMP/GADGET**

**FINISHES GROUP 4**


PVC: light white  
RGB multicolor LED

To order the item please use the following codes:

LP BOT010: PVC (outdoor on request)

## DIMENSIONS

Weight: 0.8 lb  
Width (inches): 3.9"  
Depth (inches): 2.4"  
Height (inches): 4.7"



complete list of  
versions/options  
also visible on  
our price list and on  
[ad.dzineelements.com](http://ad.dzineelements.com)

BOT010



Flavio Lucchini

# Mini Myflower



## FLOWER SHAPED LAMP

Mini MyFlower is the flower sculpture designed by Flavio Lucchini and produced by SLIDE as a colorful and luminous totem. A floor lamp transformed into a small and bright gadget that attracts the attention of young and old with its stylized and playful shape.

# Mini Myflower

FLO010

## SMALL TABLE LAMP/GADGET

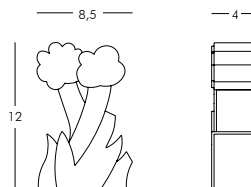
### FINISHES GROUP 4

PVC: light white  
RGB multicolor LED

To order the item please use the following codes:  
SD FLO010: PVC

### DIMENSIONS

Weight: 0.8 lb  
Width (inches): 3.3"  
Depth (inches): 1.6"  
Height (inches): 4.7"



complete list of  
versions/options  
also visible on  
our price list and on  
[ad.dzineelements.com](http://ad.dzineelements.com)

FLO010



Lab81

# Mini Pure



## TEDDY BEAR SHAPED LAMP

From the creativity of the eclectic Lab81 the new table lamp Mini Jumpie is born. Fictional character inspired by the shape of a stylized teddy bear, it joins the lamps range from the SLIDE collection related to the enchanting world of animals. With a round and amusing face and exorbitant ears, Pure radiates a soft and mellow light, perfect to furnish a children's room, or for older ones too can be used as a witty alternative to illuminate spaces.



# Mini Pure

PUR010

## SMALL TABLE LAMP/GADGET

### FINISHES GROUP 4


PVC: light white  
RGB multicolor LED

To order the item please use the following codes:

LP PUR010: PVC (outdoor on request)

### DIMENSIONS

Weight:	0.8 lb
Width (inches):	4.7"
Depth (inches):	2.4"
Height (inches):	4.5"



complete list of  
versions/options  
also visible on  
our price list and on  
[ad.dzineelements.com](http://ad.dzineelements.com)

PUR010



Goran Lelas

# Mini Rina



## SHEEP SHAPED LAMP

From the creativity of the eclectic Goran Lelas the new table lamp Mini Rina is born. Fictional character inspired by the shape of a stylized sheep, it joins the lamps range from the SLIDE collection related to the enchanting world of animals. With a round and amusing face and exorbitant ears, Rina radiates a soft and mellow light, perfect to furnish a children's room, or for older ones too can be used as a witty alternative to illuminate spaces.

# Mini Rina

RIA010

## SMALL TABLE LAMP/GADGET

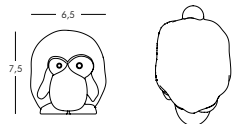
### FINISHES GROUP 4

PVC: light white  
RGB multicolor LED

To order the item please use the following codes:  
LP RIA010: PVC (outdoor on request)

### DIMENSIONS

Weight:	0.8 lb
Width (inches):	2.5"
Depth (inches):	4.3"
Height (inches):	2.9"



complete list of  
versions/options  
also visible on  
our price list and on  
[ad.dzineelements.com](http://ad.dzineelements.com)

RIA010



Moro, Pigatti

# Mirror of love



## MIRROR

The Mirror of Love is a very unique item that cannot absolutely go unnoticed. The remarkable measurements of the frame, allow the Frame of Love to become the protagonist of great halls, exhibitions and galleries integrating with the macrodesign philosophy recently presented by SLIDE. Weather resistant and easy to clean, is available in 9 colours.



# Mirror of Love

FRS150

MIRROR

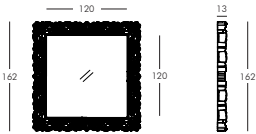
FINISHES GROUP 4

Polyethylene Standard & FU: FB, FC, FD, FE, FG, FH, FR, FT, FU  
Polyethylene Lacquered: QA/MF, QB/MQ, QC/MP, QD/MN, QG/MK, QH/MI, QM/MY, QO/MZ, QR/MW, QS/MX

To order the item please use the following codes:  
SD FRS150: Polyethylene Standard & FU  
SL FRS150: Polyethylene Lacquered

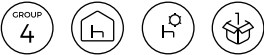
DIMENSIONS

Weight: 88 lb  
Width (inches): 63.8"  
Depth (inches): 5.1"  
Height (inches): 63.8"



complete list of versions/options also visible on our price list and on [ad.dzineelements.com](http://ad.dzineelements.com)

FRS150



Alex Sacchetti

# Mon amour



## HEART SHAPED ICEBOX

Mon Amour works as a bottle holder/icebox for both indoor and outdoor spaces. It is a versatile item with a playful geometrical design that resembles the shape of a heart.



# Mon Amour

MNA071

**HEART SHAPED ICEBOX**

**FINISHES GROUP 4**

Polyethylene Standard: FB, FC, FD, FE, FG, FH, FR, FT

Polyethylene Lighting: LA  
Polyethylene Lacquered: QA/MF, QB/MQ, QC/MP, QD/MN, QG/MK, QH/MI, QM/MY, QO/MZ, QR/MW, QS/MX

To order the item please use the following codes:

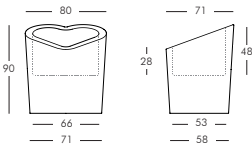
SD MNA071: Polyethylene Standard

LP MNA071: Polyethylene Lighting

SL MNA071: Polyethylene Lacquered

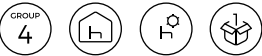
**DIMENSIONS**

Weight: 48.5 lb  
Width (inches): 31.5"  
Depth (inches): 27.9"  
Height (inches): 35.4"



complete list of  
versions/options  
also visible on  
our price list and on  
[ad.dzineelements.com](http://ad.dzineelements.com)

MNA071



Alex Sacchetti

# Mon amour



## HEART SHAPED POT

Mon Amour works as a bottle holder/icebox for both indoor and outdoor spaces. It is a versatile item with a playful geometrical design that resembles the shape of a heart.



# Mon Amour

MNA075

**HEART SHAPED POT**

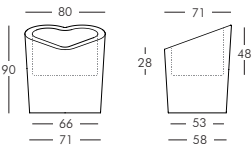
**FINISHES GROUP 4**

Polyethylene Standard: FB, FC, FD, FE, FG, FH, FR, FT  
Polyethylene Lighting: LA  
Polyethylene Lacquered: QA/MF, QB/MQ, QC/MP, QD/MN, QG/MK, QH/MI, QM/MY, QO/MZ, QR/MW, QS/MX

To order the item please use the following codes:  
SD MNA075: Polyethylene Standard  
LP MNA075: Polyethylene Lighting  
SL MNA075: Polyethylene Lacquered

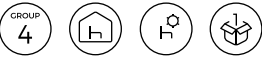
**DIMENSIONS**

Weight: 48.5 lb  
Width (inches): 31.5"  
Depth (inches): 27.9"  
Height (inches): 35.4"



complete list of versions/options also visible on our price list and on [ad.dzineelements.com](http://ad.dzineelements.com)

MNA075



# Mr. Bot



## PLAYFUL LAMP

Mr. Bot is the new domestic superhero created by GlocalDesign. Mr. Bot is the coloured, playful and ironic family robot that casts adults and children into the fantastic world of imagination. It joins the SLIDE collection of table lamps, and can be integrated with an energy saving bulb system or with LED technology.

# Mr. Bot

BOT045

TABLE LAMP/GADGET


FINISHES GROUP 4

Polyethylene Lighting: LA, LB, LC, LD, LL, LR, LS  
Polyethylene Lacquered: QA/MF, QB/MQ,  
QC/MP, QD/MN, QG/MK, QH/MI, QM/MY,  
QO/MZ, QR/MW, QS/MX

To order the item please use the following  
codes:  
LP BOT045: Polyethylene Lighting  
SL BOT045: Polyethylene Lacquered

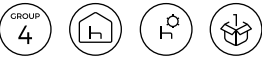
DIMENSIONS

Weight:	2.6 lb
Width (inches):	14.6"
Depth (inches):	10.6"
Height (inches):	17.7"



complete list of  
versions/options  
also visible on  
our price list and on  
[ad.dzineelements.com](http://ad.dzineelements.com)

BOT045



Giò Colonna Romano

**Mr. Giò****PLAYFUL LADDER**

Mr. Giò is a ladder-sculpture with an ironic and fun shape. It is ideal to disguise the useful 'ladder' in the house, transforming it into a fundamental design element that is coloured and unique. The shape resembled a man in a bowler hat, a real valet stand ideal to furnish any restroom or bedroom, available in neutral colours, such as grey or black for classical tastes, and vibrant colours for an original look. It is also available in the luminous backlit Mr. Giò Light with neon lights and in the mirror version Mr. Giò Light Specchio, broadening the range of furnishing options.



# Mr. Giò

MRG207

**VALET WITHOUT LIGHT**

**FINISHES GROUP 4**

Polyethylene Standard: FB, FC, FD, FE, FG, FH, FR, FT

Polyethylene Lacquered: QA/MF, QB/MQ, QC/MP, QD/MN, QG/MK, QH/MI, QM/MY, QO/MZ, QR/MW, QS/MX

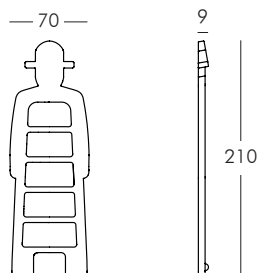
To order the item please use the following codes:

SD MRG207: Polyethylene Standard

SL MRG207: Polyethylene Lacquered

## DIMENSIONS

Weight: 28.6 lb  
Width (inches): 27.6"  
Depth (inches): 3.5"  
Height (inches): 81.5"



complete list of  
versions/options  
also visible on  
our price list and on  
[ad.dzineelements.com](https://ad.dzineelements.com)

MRG207



Giò Colonna Romano

# Mr. Giò specchio



## PLAYFUL MIRROR

Mr. Giò is a ladder-sculpture with an ironic and fun shape. It is ideal to disguise the useful 'ladder' in the house, transforming it into a fundamental design element that is coloured and unique. The shape resembled a man in a bowler hat, a real valet stand ideal to furnish any restroom or bedroom, available in neutral colours, such as grey or black for classical tastes, and vibrant colours for an original look. It is also available in the luminous backlit Mr. Giò Light with neon lights and in the mirror version Mr. Giò Light Specchio, broadening the range of furnishing options.

# Mr. Giò Specchio

MRG209

## MIRROR

### FINISHES GROUP 4

Polyethylene Standard: FB, FC, FD, FE, FG, FH, FR, FT

Polyethylene Lacquered: QA/MF, QB/MQ, QC/MP, QD/MN, QG/MK, QH/MI, QM/MY, QO/MZ, QR/MW, QS/MX

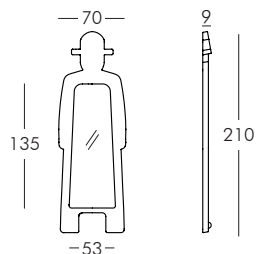
To order the item please use the following codes:

LP MRG209: Polyethylene Standard

SL MRG209: Polyethylene Lacquered

### DIMENSIONS

Weight:	46.2 lb
Width (inches):	27.5"
Depth (inches):	3.5"
Height (inches):	81.5"



complete list of  
versions/options  
also visible on  
our price list and on  
[ad.dzineelements.com](http://ad.dzineelements.com)

MRG209



Flavio Lucchini

# My flower



## FLOWER SHAPED SCULPTURE

My Flower is a tall, flower-themed sculpture in bright colour schemes. It divides and decorates spaces in a unique, fun way fully in line with the SLIDE philosophy. My Flower is suitable for both public and private spaces, making a valuable work of art available to the general public. My Flower adds the joyfulness of designer-signed flowers to the SLIDE collection.



# My flower

FLO180

**FLOWER SHAPED DECORATION**


**FINISHES GROUP 4**

Polyethylene Lighting: LA, LR, LU  
Polyethylene Lacquered: QA/MF, QB/MQ, QC/MP, QD/MN, QG/MK, QH/MI, QM/MY, QO/MZ, QR/MW, QS/MX

To order the item please use the following codes:  
SD FLO180: Polyethylene Lighting (indoor use only)  
SL FLO180: Polyethylene Lacquered

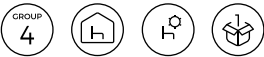
**DIMENSIONS**

Weight: 44.09 lb  
Width (inches): 43.3"  
Depth (inches): 9.45"  
Height (inches): 68.9"



complete list of versions/options also visible on our price list and on [ad.dzineelements.com](http://ad.dzineelements.com)

FLO180





SLIDEstudio

# Open cube



## MODULAR SHELF

Open Cube is a luminous, minimalist shelf that immediately creates a lounge atmosphere. The bottom of the cube of a soft, sensuous light that showcases at their best your favourite books or objects. Open Cube can be arranged in countless combinations - several cubes can go horizontally side by side or be vertically piled up. Different arrangements allow many different uses: as a bedside table, a coffee table, a bookshelf, a library, a storage space, a unique shop rack and much, much more. Open Cube is lightweight and resistant. It is also available in a larger version.



# Open Cube

OPN045

**DISPLAY/CONTAINER 16.9" X 16.9"**

**FINISHES GROUP 4**

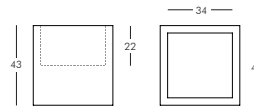
Polyethylene Standard: FB, FC, FD, FE, FG, FH, FR, FT  
Polyethylene Lighting: LA  
Polyethylene Lighting LED: LA

To order the item please use the following codes:  
SD OPN045: Polyethylene Standard  
LP OPN045: Polyethylene Lighting (indoor use only)  
LB OPN045: Polyethylene Lighting LED



## DIMENSIONS

Weight: 13 lb  
Width (inches): 16.9"  
Depth (inches): 16.9"  
Height (inches): 16.9"



complete list of versions/options also visible on our price list and on [ad.dzineelements.com](http://ad.dzineelements.com)

OPN045  
OPN075  
OPN046

OPN075

**DISPLAY/CONTAINER 28.7" X 28.7"**

**FINISHES GROUP 4**

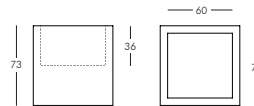
Polyethylene Standard: FB, FC, FD, FE, FG, FH, FR, FT  
Polyethylene Lighting: LA

To order the item please use the following codes:  
SD OPN075: Polyethylene Standard  
LP OPN075: Polyethylene Lighting (indoor use only)



## DIMENSIONS

Weight: 55 lb  
Width (inches): 28.7"  
Depth (inches): 28.7"  
Height (inches): 28.7"



OPN046

**WALL MOUNTING KIT FOR OPEN CUBE 16.9"**

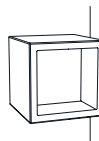
**FINISHES GROUP 4**

steel: steel silver

To order the item please use the following codes:  
SD OPN046: steel



## DIMENSIONS



Studio Tonino

**Pixel****MIRROR**

Pixel mirror recalls the futuristic shape of videogames. The young Studio Tonino designed an irregular surface made of countless pixels forming the final structure of the mirror. Pixel is suitable for contemporary interiors and available in bright colours (green, yellow and red), classic black or white, elegant lavender and milk-white shades, and - of course - iconic SLIDE orange.

# Pixel

PIX080

MIRROR

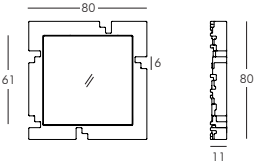
FINISHES GROUP 4

Polyethylene Standard: FB, FC, FD, FE, FG, FH, FR, FT  
Polyethylene Lacquered: QA/MF, QB/MQ, QC/MP, QD/MN, QG/MK, QH/MI, QM/MY, QO/MZ, QR/MW, QS/MX

To order the item please use the following codes:  
SD PIX080: Polyethylene Standard  
SL PIX080: Polyethylene Lacquered

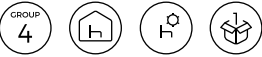
DIMENSIONS

Weight:	26.4 lb
Width (inches):	4.3"
Depth (inches):	31.5"
Height (inches):	31.5"



complete list of versions/options also visible on our price list and on [ad.dzineelements.com](http://ad.dzineelements.com)

PIX080



SLIDE Studio

# Plate Puzzle



MODULAR ELEMENT

# Plate Puzzle

PUZ100

## WALL OR FLOOR DECORATION

### FINISHES GROUP 4

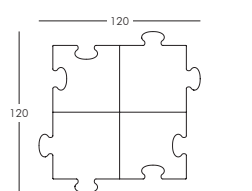
Polyethylene Standard: FB, FC, FD, FE, FG, FH, FR, FT

To order the item please use the following codes:

SD PUZ100: Polyethylene Standard

### DIMENSIONS

Weight: 19.8 lb  
Width (inches): 1.6"  
Depth (inches): 47.2"  
Height (inches): 47.2"



complete list of  
versions/options  
also visible on  
our price list and on  
[ad.dzineelements.com](http://ad.dzineelements.com)

PUZ100



Moro, Pigatti

# Pot of love



## BOTTLE/ICE HOLDER

Pot of Love is part of the original range of the Design of Love collection. The bottle/ice holder Pot of Love thanks to its versatile shape can also become a flower pot. Weather resistant and easy to clean, is available in 9 colours.



# Pot of Love

POL035

POT


FINISHES GROUP 4

Polyethylene Standard & FU: FC, FD, FE, FG, FH, FR, FT, FU  
Polyethylene Lacquered: QA/MF, QB/MQ, QC/MP, QD/MN, QG/MK, QH/MI, QM/MY, QO/MZ, QR/MW, QS/MX

To order the item please use the following codes:  
SD POL035: Polyethylene Standard & FU  
SL POL035: Polyethylene Lacquered

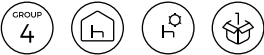
DIMENSIONS

Weight: 5 lb  
Height (inches): 13.4"  
Diameter (inches): 13.6"



complete list of versions/options also visible on our price list and on [ad.dzineelements.com](http://ad.dzineelements.com)

POL035



SLIDE Studio

**Privè****MODULAR POT**

Privè is a sinuous luminous pot. It can be completed with a panel system and turned into a chic room divider. Privè is modular and provides the perfect solution for any kind of space, either indoors and outdoors. Functional and elegant, it also comes in a lacquered finish.



# Privé

## PRV040

### POT/SEPARÈ

#### FINISHES GROUP 4

Polyethylene Standard: FB, FC, FD, FE, FG, FH, FR, FT

Polyethylene Lighting: LA

Polyethylene Lacquered: QA/MF, QB/MQ, QC/MP, QD/MN, QG/MK, QH/MI, QM/MY, QO/MZ, QR/MW, QS/MX

To order the item please use the following codes:

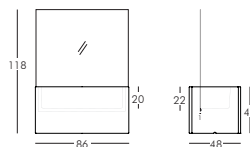
SD PRV040: Polyethylene Standard

LP PRV040: Polyethylene Lighting

SL PRV040: Polyethylene Lacquered

#### DIMENSIONS

Weight: 26.4 lb  
Width (inches): 33.8"  
Depth (inches): 18.9"  
Height (inches): 46.4"



complete list of versions/options also visible on our price list and on [ad.dzineelements.com](http://ad.dzineelements.com)

PRV040

PRV110

PRV160



## PRV110

### PANELS FOR PRIVÈ 38.6" HIGH

#### FINISHES GROUP 4

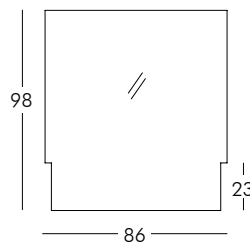
plexiglass: frosted transparent

To order the item please use the following codes:

SD PRV110: plexiglass

#### DIMENSIONS

Weight: 19.8 lb  
Depth (inches): 33.8"  
Height (inches): 38.6"



## PRV160

### PANELS FOR PRIVÈ 55.1" HIGH

#### FINISHES GROUP 4

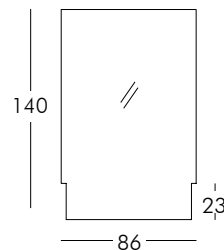
plexiglass: frosted transparent

To order the item please use the following codes:

SD PRV160: plexiglass

#### DIMENSIONS

Weight: 24.2 lb  
Depth (inches): 33.8"  
Height (inches): 55.1"



Lab81

**Pure****TEDDY BEAR SHAPED LAMP**

Pure is the fun teddy bear designed by LAB81. Pure recalls a virtual world character, providing the perfect accessory for the fans of cartoons and videogames. It's a fun option to light up your home and give a cool touch of exuberance to it.



# Pure

PUR045

TABLE LAMP/GADGET


FINISHES GROUP 4

Polyethylene Lighting: LA, LB, LC, LD, LL, LR, LS  
Polyethylene Lacquered: QA/MF, QB/MQ,  
QC/MP, QD/MN, QG/MK, QH/MI, QM/MY,  
QO/MZ, QR/MW, QS/MX

To order the item please use the following  
codes:  
LP PUR045: Polyethylene Lighting  
SL PUR045: Polyethylene Lacquered

DIMENSIONS

Weight: 3.7 lb  
Width (inches): 17.3"  
Depth (inches): 9.8"  
Height (inches): 17.7"



complete list of  
versions/options  
also visible on  
our price list and on  
[ad.dzineelements.com](http://ad.dzineelements.com)

PUR045



Gerd Van Cauteren

# Q-Pot



## MINIMAL POT

Q-Pot is a squared minimal pot designed by SLIDE Studio. It is available in standard colours, in Lighting light white and with a lacquered finish. It is perfect for any kind of setting, both indoors and outdoors.





# Q-pot

QPT045

**POT IN POLYETHYLENE, DIM. 16.1" X 16.1"**

**FINISHES GROUP 4**

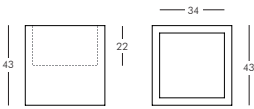
Polyethylene Standard: FB, FC, FD, FE, FG, FH, FR, FT  
Polyethylene Lighting: LA  
Polyethylene Lacquered: QA/MF, QB/MQ, QC/MP, QD/MN, QG/MK, QH/MI, QM/MY, QO/MZ, QR/MW, QS/MX

To order the item please use the following codes:  
SD QPT045: Polyethylene Standard  
LP QPT045: Polyethylene Lighting  
SL QPT045: Polyethylene Lacquered



**DIMENSIONS**

Weight: 13.2 lb  
Width (inches): 16.1"  
Depth (inches): 16.1"  
Height (inches): 16.1"



complete list of versions/options also visible on our price list and on [ad.dzineelements.com](http://ad.dzineelements.com)

QPT045  
QPT075

QPT075

**POT IN POLYETHYLENE, DIM. 28.7" X 28.7"**

**FINISHES GROUP 4**

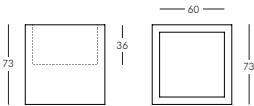
Polyethylene Standard: FB, FC, FD, FE, FG, FH, FR, FT  
Polyethylene Lighting: LA  
Polyethylene Lacquered: QA/MF, QB/MQ, QC/MP, QD/MN, QG/MK, QH/MI, QM/MY, QO/MZ, QR/MW, QS/MX

To order the item please use the following codes:  
SD QPT075: Polyethylene Standard  
LP QPT075: Polyethylene Lighting  
SL QPT075: Polyethylene Lacquered



**DIMENSIONS**

Weight: 55.1 lb  
Width (inches): 28.7"  
Depth (inches): 28.7"  
Height (inches): 28.7"



Gerd Van Cauteren

# Quadra



## FACETED POT

Quadra is a faceted pot with horizontal fluting. Its shape and various sizes make it a perfect item for any kind of setting, both indoors and outdoors.



# Quadra

QUA045

POT ON WHEELS, 90 L. CAPACITY

FINISHES GROUP 4

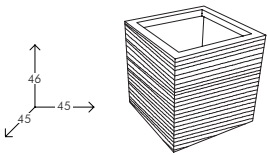
Polyethylene Standard: FB, FC, FD, FE, FG, FH, FR, FT

To order the item please use the following codes:  
SD QUA045: Polyethylene Standard



**DIMENSIONS**

Weight:	11 lb
Width (inches):	17.72"
Depth (inches):	17.72"
Height (inches):	18.11"



complete list of versions/options also visible on our price list and on [ad.dzineelements.com](http://ad.dzineelements.com)

QUA045  
QUA055

QUA055

POT ON WHEELS, 160 L. CAPACITY

FINISHES GROUP 4

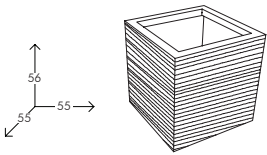
Polyethylene Standard: FB, FC, FD, FE, FG, FH, FR, FT

To order the item please use the following codes:  
SD QUA055: Polyethylene Standard



**DIMENSIONS**

Weight:	16.5 lb
Width (inches):	21.65"
Depth (inches):	21.65"
Height (inches):	22"



SLIDE Studio

# Rina



## TABLE LAMP

Rina is a cute, playful luminous sheep that joins the SLIDE Collection of table lamps inspired by animals. Rina's mild temperament makes it ideal companion to share your domestic space. Its soft light discretely colours up and smooths away the day for children and adults alike. Rina can also be integrated with an energy-saving bulb system or with LED technology. It is available in all lamp colours and lacquered finishes.



# Rina

RIA030

TABLE LAMP/GADGET

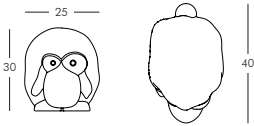
FINISHES GROUP 4

Polyethylene Lighting: LA, LB, LC, LD, LL, LR, LS  
Polyethylene Lacquered: QA/MF, QB/MQ,  
QC/MP, QD/MN, QG/MK, QH/MI, QM/MY,  
QO/MZ, QR/MW, QS/MX

To order the item please use the following  
codes:  
LP RIA030: Polyethylene Lighting  
SL RIA030: Polyethylene Lacquered

DIMENSIONS

Weight: 2.6 lb  
Width (inches): 15.7"  
Depth (inches): 9.8"  
Height (inches): 11.8"



complete list of  
versions/options  
also visible on  
our price list and on  
[ad.dzineelements.com](http://ad.dzineelements.com)

RIA030





Rosaria Rattin

ACCESSORIES

# Secret



## LUMINOUS POT

Secret is a luminous SLIDE pot with an essential, refined shape. Secret is available in lacquered and luminous finishes that enhance its refined character.



# Secret

SEC060

POT

FINISHES GROUP 4

Polyethylene Standard: FB, FC, FD, FE, FG, FH, FR, FT

Polyethylene Lighting: LA

Polyethylene Lacquered: QA/MF, QB/MQ, QC/MP, QD/MN, QG/MK, QH/MI, QM/MY, QO/MZ, QR/MW, QS/MX

To order the item please use the following codes:

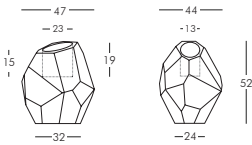
SD SEC060: Polyethylene Standard

LP SEC060: Polyethylene Lighting

SL SEC060: Polyethylene Lacquered

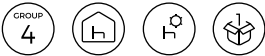
DIMENSIONS

Weight:	8.8 lb
Width (inches):	17.3"
Depth (inches):	18.5"
Height (inches):	20.5"



complete list of  
versions/options  
also visible on  
our price list and on  
[ad.dzineelements.com](http://ad.dzineelements.com)

SEC060



SLIDE Studio

# Smoke



## MINIMAL ASHTRAY

Smoke is a minimal ashtray with a lacquered-metal removable tray. Smoke is suitable for both indoor and outdoor use thanks to its geometric shape. It is available in a lacquered finish for a glamorous effect. Smoke is made of polyethylene by means of the rotational moulding technique.

# Smoke

## SMK060

**ASHTRAY IN POLYETHYLENE, DIM.**  
**17.3" X 7.9" X 23.6"**

### FINISHES GROUP 4

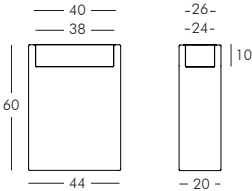
Polyethylene Standard: FB, FC, FD, FE, FG, FH, FR, FT  
Polyethylene Lacquered: QA/MF, QB/MQ, QC/MP, QD/MN, QG/MK, QH/MI, QM/MY, QO/MZ, QR/MW, QS/MX

To order the item please use the following codes:  
SD SMK060: Polyethylene Standard  
SL SMK060: Polyethylene Lacquered



### DIMENSIONS

Weight: 13.2 lb  
Width (inches): 7.9"  
Depth (inches): 17.3"  
Height (inches): 23.6"



complete list of versions/options also visible on our price list and on [ad.dzineelements.com](http://ad.dzineelements.com)

SMK060  
SMK070

## SMK070

**ASHTRAY IN POLYETHYLENE, DIM.**  
**16.5" X 11.8" X 28.7"**

### FINISHES GROUP 4

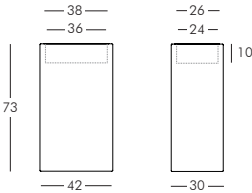
Polyethylene Standard: FB, FC, FD, FE, FG, FH, FR, FT  
Polyethylene Lacquered: QA/MF, QB/MQ, QC/MP, QD/MN, QG/MK, QH/MI, QM/MY, QO/MZ, QR/MW, QS/MX

To order the item please use the following codes:  
SD SMK070: Polyethylene Standard  
SL SMK070: Polyethylene Lacquered



### DIMENSIONS

Weight: 17.6 lb  
Width (inches): 11.8"  
Depth (inches): 16.5"  
Height (inches): 28.7"



SLIDE Studio

# S-Pot



## CONE SHAPED POT

S-Pot is a faceted cone-shaped pot with horizontal fluting. Its shape and various sizes make it a perfect item for any kind of setting, both indoors and outdoors.



# S-pot

POT040

**POT DIM. 15" Ø H 19.7"**

**FINISHES GROUP 4**

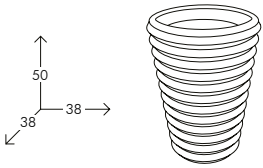
Polyethylene Standard: FB, FC, FD, FE, FG, FH, FR, FT

To order the item please use the following codes:

SD POT040: Polyethylene Standard

**DIMENSIONS**

Weight: 5.7 lb  
Height (inches): 19.7"  
Diameter (inches): 15"



complete list of versions/options also visible on our price list and on [ad.dzineelements.com](http://ad.dzineelements.com)

POT040

POT050

POT050

**POT DIM. 11.8" Ø H 25.6"**

**FINISHES GROUP 4**

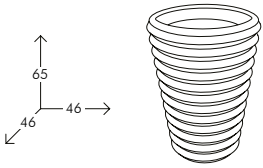
Polyethylene Standard: FB, FC, FD, FE, FG, FH, FR, FT

To order the item please use the following codes:

SD POT050: Polyethylene Standard

**DIMENSIONS**

Weight: 11 lb  
Height (inches): 25.6"  
Diameter (inches): 11.8"



SLIDE Studio

# Star



## CONE SHAPED POT

Star is a faceted cone-shaped pot with vertical fluting. Its shape and various sizes make it a perfect item for any kind of setting, both indoors and outdoors.



# Star

STA055

POT IN POLYETHYLENE, DIM. 16.9" Ø H 23.2"

FINISHES GROUP 4

Polyethylene Standard: FB, FC, FD, FE, FG, FH, FR, FT

To order the item please use the following codes:

SD STA055: Polyethylene Standard

DIMENSIONS

Weight: 7.7 lb  
Height (inches): 23.2"  
Diameter (inches): 16.9"



complete list of versions/options also visible on our price list and on [ad.dzineelements.com](http://ad.dzineelements.com)

STA055

STA045

STA045

POT IN POLYETHYLENE, DIM. 20.9" Ø H 15.7"

FINISHES GROUP 4

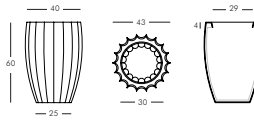
Polyethylene Standard: FB, FC, FD, FE, FG, FH, FR, FT

To order the item please use the following codes:

SD STA045: Polyethylene Standard

DIMENSIONS

Weight: 6.6 lb  
Height (inches): 15.7"  
Diameter (inches): 20.9"



SLIDEstudio

# Wave Pot



## POT AND MODULAR BENCH

Wave Pot was born from the creativity of the SLIDE Studio designers and enriches the SLIDE range of pots and seats. Wave Pot is at the same time a pot and a modular bench, suitable for both indoor and outdoor use. Representing an elegant and sinuous wave with a modern design, Wave Pot allows to create infinite compositions. Thanks to its modularity it can become a product of strong scenic impact for events, especially in its luminous version.

# Wave pot

WAV045

POT

FINISHES GROUP 4

Polyethylene Standard: FB, FC, FD, FE, FG, FH, FR, FT  
Polyethylene Lacquered: QA/MF, QB/MQ, QC/MP, QD/MN, QG/MK, QH/MI, QM/MY, QO/MZ, QR/MW, QS/MX

To order the item please use the following codes:  
SD WAV045: Polyethylene Standard  
SL WAV045: Polyethylene Lacquered

DIMENSIONS

Weight:	55.1 lb
Width (inches):	23.6"
Depth (inches):	63"
Height (inches):	17.7"



complete list of versions/options also visible on our price list and on [ad.dzineelements.com](http://ad.dzineelements.com)

WAV045



# X-Pot



## LUMINOUS POT

X-Pot is the iconic SLIDE luminous pot with a double wall. Its shape and various sizes make it perfect for any kind of setting, both indoors and outdoors.

# X-pot

## XPT035

**POT, DIM. 22" Ø H 13"**

### FINISHES GROUP 4

Polyethylene Standard: FB, FC, FD, FE, FG, FH, FR, FT

Polyethylene Lighting: LA

Polyethylene Lacquered: QA/MF, QB/MQ, QC/MP, QD/MN, QG/MK, QH/MI, QM/MY, QO/MZ, QR/MW, QS/MX

To order the item please use the following codes:

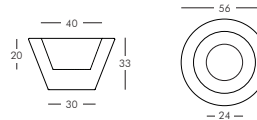
SD XPT035: Polyethylene Standard

LP XPT035: Polyethylene Lighting

SL XPT035: Polyethylene Lacquered

### DIMENSIONS

Weight: 7.7 lb  
Height (inches): 13"  
Diameter (inches): 22"



complete list of  
versions/options  
also visible on  
our price list and on  
[ad.dzineelements.com](http://ad.dzineelements.com)

XPT035

XPT050

XPT085

XPT100

XPT110

XPT125

XPT140



## XPT050

**POT, DIM. 31.5" Ø H 19.7"**

### FINISHES GROUP 4

Polyethylene Standard: FB, FC, FD, FE, FG, FH, FR, FT

Polyethylene Lighting: LA

Polyethylene Lacquered: QA/MF, QB/MQ, QC/MP, QD/MN, QG/MK, QH/MI, QM/MY, QO/MZ, QR/MW, QS/MX

To order the item please use the following codes:

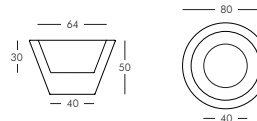
SD XPT050: Polyethylene Standard

LP XPT050: Polyethylene Lighting

SL XPT050: Polyethylene Lacquered

### DIMENSIONS

Weight: 17 lb  
Height (inches): 19.7"  
Diameter (inches): 31.5"



## XPT085

**POT, DIM. 19.3" Ø H 32.7"**

### FINISHES GROUP 4

Polyethylene Standard: FB, FC, FD, FE, FG, FH, FR, FT

Polyethylene Lighting: LA

Polyethylene Lacquered: QA/MF, QB/MQ, QC/MP, QD/MN, QG/MK, QH/MI, QM/MY, QO/MZ, QR/MW, QS/MX

To order the item please use the following codes:

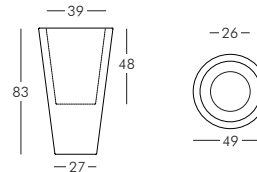
SD XPT085: Polyethylene Standard

LP XPT085: Polyethylene Lighting

SL XPT085: Polyethylene Lacquered

### DIMENSIONS

Weight: 17 lb  
Height (inches): 32.7"  
Diameter (inches): 19.3"



SLIDE Studio

# Y-Pot



## LUMINOUS POT

Y-Pot is the iconic SLIDE luminous pot with a double wall. Its shape and various sizes make it perfect for any kind of setting, both indoors and outdoors.



# Y-pot

## PIR050

**POT, DIM. 16.5" X 16.5" X 18.9"**

### FINISHES GROUP 4

Polyethylene Standard: FB, FC, FD, FE, FG, FH, FR, FT

Polyethylene Lacquered: QA/MF, QB/MQ, QC/MP, QD/MN, QG/MK, QH/MI, QM/MY, QO/MZ, QR/MW, QS/MX

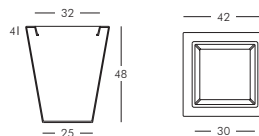
To order the item please use the following codes:

SD PIR050: Polyethylene Standard

SL PIR050: Polyethylene Lacquered

### DIMENSIONS

Weight: 5.9 lb  
Width (inches): 16.5"  
Depth (inches): 16.5"  
Height (inches): 18.9"



complete list of versions/options also visible on our price list and on [ad.dzineelements.com](http://ad.dzineelements.com)

PIR050

PIR055

PIR072

PIR090

PIR150



## PIR055

**POT, DIM. 21.6" X 21.6" X 19.7"**

### FINISHES GROUP 4

Polyethylene Standard: FB, FC, FD, FE, FG, FH, FR, FT

Polyethylene Lacquered: QA/MF, QB/MQ, QC/MP, QD/MN, QG/MK, QH/MI, QM/MY, QO/MZ, QR/MW, QS/MX

To order the item please use the following codes:

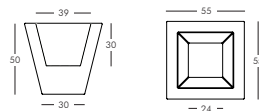
SD PIR055: Polyethylene Standard

LP PIR055: Polyethylene Lighting

SL PIR055: Polyethylene Lacquered

### DIMENSIONS

Weight: 16.5 lb  
Width (inches): 21.6"  
Depth (inches): 21.6"  
Height (inches): 19.7"



## PIR072

**POT, DIM. 16.1" X 16.1" X 29.1"**

### FINISHES GROUP 4

Polyethylene Standard: FB, FC, FD, FE, FG, FH, FR, FT

Polyethylene Lighting: LA

Polyethylene Lacquered: QA/MF, QB/MQ, QC/MP, QD/MN, QG/MK, QH/MI, QM/MY, QO/MZ, QR/MW, QS/MX

To order the item please use the following codes:

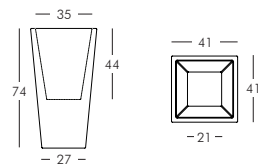
SD PIR072: Polyethylene Standard

LP PIR072: Polyethylene Lighting

SL PIR072: Polyethylene Lacquered

### DIMENSIONS

Weight: 13.2 lb  
Width (inches): 16.1"  
Depth (inches): 16.1"  
Height (inches): 29.1"



Finishes












# Finishes

## GROUP 1




### Wood and mdf

	<b>LE01</b> Oak		<b>LE12</b> Ash stained walnut
	<b>LE02</b> Walnut		<b>LE13</b> Ash stained grey
	<b>LE03</b> Wenge		<b>LE16</b> Ash stained black
	<b>LE04</b> Brown lacquered		<b>LE17</b> Ash iron grey
	<b>LE05</b> White lacquered		<b>LE18</b> Sand lacquered
	<b>LE07</b> Black lacquered		<b>LE19</b> Anthracite lacquered
	<b>LE08</b> Moka lacquered		<b>LE20</b> Military grey lacquered
	<b>LE09</b> Dove color lacquered		<b>LE22</b> Natural beech
	<b>LE10</b> Grey lacquered		<b>LE23</b> Walnut beech
	<b>LE11</b> Ash		















### Resin

	<b>B</b> White		<b>KR</b> Red stained wood
	<b>N</b> Black		<b>KT</b> Dove stained wood
	<b>R</b> Red		<b>ON</b> Ontario wood
	<b>T</b> Anthracite		<b>KA</b> Kansas wood
	<b>M</b> Marble		<b>PA</b> Palissade laquered
	<b>WR</b> Wengè		




### Hpl and solid core

	<b>HP</b> White		<b>HN</b> Black
	<b>HL</b> Aluminium		<b>HR</b> Red

### Laminated and melamine

	<b>B</b> White		<b>OC</b> Dark grey olmo
	<b>BL</b> White larix		<b>R</b> Oak
	<b>C</b> Light grey		<b>RG</b> Grey oak
	<b>L</b> Aluminium		<b>RS</b> Whitened oak
	<b>M</b> Magnolia		<b>T</b> Anthracite
	<b>N</b> Black		<b>VL</b> Vintage
	<b>O</b> Dark walnut		<b>W</b> Wenge

### Aluminium

	<b>AU01</b> Black		<b>AU06</b> Green
	<b>AU02</b> Grey		<b>AU07</b> Violet
	<b>AU03</b> Red		<b>AU08</b> Blue
	<b>AU04</b> Orange		<b>AU09</b> Polished
	<b>AU05</b> Yellow		

# Finishes

GROUP 1

## Nylon




## Polycarbonate



## Polyurethane

### Polypropylene - Polyethylene



## Metal



## GROUP 2

# Finishes

### Aluminium



**A12**  
White



**A15**  
Mokka



**A13**  
Dove

### Wicker



**W5**  
Dark fiber flat



**W6**  
White washed fiber

### Steel



**M1**  
White



**M6**  
Red



**M2**  
Graphite



**M7**  
Green apple



**M3**  
Dove



**M8**  
Green olive



**M4**  
Yellow



**M9**  
Blue



**M5**  
Orange

### Wood



**L3**  
Teak

### Timber/Fabric



**C47**  
Denim grey

### New York/Fabric



**C10**  
Nut



**C14**  
Cream

### Textilene



**T1**  
White



**T3**  
Silver/black



**T2**  
Dove



**T6**  
Coffee

### Parasol/Fabric



**C40**  
Dove



**C42**  
White




**C41**  
Grey

# Finishes

GROUP 3


## Steel - Stainless steel



## Aluminium



## Textilene




## Wood




## Wicker spider




## Cleo fabric



## Milo fabric



## Pad fabric






## GROUP 3

# Finishes

### Tender fabric




### Patch fabric



### Lily fabric



### Stripe fabric



### Breez 2.0 fabric



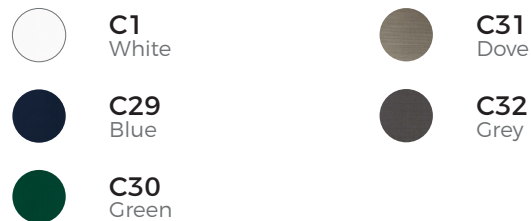
### Astor fabric




### Elite fabric



### Sacco fabric



### Pillow fabric



### Swell-breez-float/Spider fabric



# Finishes

GROUP 3

## Stone



**S1**  
Travertino silver



**S3**  
Travertino classico



**S2**  
Bianco Carrara

## Stoneglass



Stoneglass Cream



Stoneglass Grey

## Upperlau fabric



**C39**  
White

## Upper wood fabric



**C1**  
White




# Finishes

## GROUP 4









### Standard colors

	<b>FT</b> Milky white		<b>FD</b> Flame red
	<b>FP</b> Dove grey		<b>FC</b> Pumpkin orange
	<b>FJ</b> Argil grey		<b>FB</b> Saffron yellow
	<b>FG</b> Elephant grey		<b>FR</b> Lime green
	<b>FE</b> Chocolate brown		<b>FV</b> Malva green
	<b>FH</b> Jet black		<b>FL</b> Powder blue
	<b>FU</b> Sweet fuchsia		








### Lighting colors

	<b>LA</b> Light white		<b>LR</b> Light green
	<b>LD</b> Light red		<b>LL</b> Light blue
	<b>LC</b> Light orange		<b>LS</b> Light pink
	<b>LB</b> Light yellow		<b>LU</b> Light fuchsia









### Soft colors

	<b>PA</b> Soft white		<b>PE</b> Soft chocolate
	<b>PI</b> Soft grey		<b>PP</b> Soft argil
	<b>PG</b> Soft anthracite		<b>PB</b> Soft yellow
	<b>PH</b> Soft black		<b>PD</b> Soft red

### Laquerer colors - Glossy

	<b>QA</b> Absolute white		<b>QM</b> Metallic silver
	<b>QH</b> Glamour black		<b>QO</b> Metallic gold
	<b>QG</b> Vanity grey		<b>Q4</b> Metallic copper
	<b>QD</b> Supreme red		<b>Q2</b> Charming ivory

### Laquerer colors - Matt

	<b>MF</b> Absolute white		<b>MY</b> Metallic silver
	<b>MI</b> Glamour black		<b>MZ</b> Metallic gold
	<b>MK</b> Vanity grey		<b>M5</b> Metallic copper
	<b>MN</b> Supreme red		<b>M3</b> Charming ivory

# Finishes

GROUP 5

## Wood



**AC01**  
Beech natural



**AC06**  
Beech cherry



**AC07**  
Beech light walnut



**AC15**  
Beech wengè



Ebony veneer



**AC17**  
Beech bleached



**AC18**  
Beech dark walnut



**AC21**  
Light natural beech



**AC50**  
Beech walnut



Oak veneer

## Lacquered gloss



Black high gloss



White high gloss



Red high gloss

## Lacquered matt



Black matt



White matt



Red matt

## GROUP 6

# Finishes

### Outdoor



A01



A02

### Wood (Stained)



B01



B03



B02



B04

### Classic (Laquered)



C01  
RAL 9005



C02  
RAL 9010

### Contemporary (Laquered)



D01  
RAL 1013



D02  
RAL 7047



D03  
RAL 7030



D04  
RAL 6014



D07  
RAL 1027



D09  
RAL 2004



D10  
RAL 3000



D14  
RAL 3005



D11  
RAL 7000



D12  
RAL 7031



D15  
RAL 5020



D13  
RAL 8019



D16  
RAL 3015



D17  
RAL 6034



D18  
RAL 8025

# Finishes

GROUP 7

## Lacquered



**RAL 9010**  
White



**RAL 9005**  
Black



Gun metal gray

## Options for lacquered



Burnished



**RAL 6034**  
Laguna



**RAL 3003**  
Ruby red



**RAL 5010**  
Blue



**RAL 3020**  
Red



**RAL 5011**  
Blue notte



**RAL 1032**  
Yellow



Bronzed

## Wood



Natural



Chocolate



Oak



Eucalyptus



Walnut Canaletto



Wengè

## Marble



Calacatta gold



Emperador



White Carrara



Black Marquinia



Quarzite Silver



## GROUP 8

# Finishes

### Wood



**R1**  
Natural beech var.



**R4**  
Beech wenge



**R2**  
Beech light walnut



**R5**  
Beech white



**R3**  
Beech dark walnut

### Baydur



**NCS S 8502-B**  
Black



**NCS S 6030-B10G**  
Blue



**NCS S 4010-C70Y**  
Grey-green



**NCS S 3560-Y80R**  
Red



**NCS 0500-N**  
White

### Metal



**RAL 7021**  
Black



**RAL 9010**  
White



**RAL 2008**  
Orange

# Finishes

GROUP 9

## Aluminum



**A12**  
White



**A15**  
Mokka



**A13**  
Dove



**A17**  
Light blue



**A14**  
Graphite

## Textilene



**T1**  
White



**T3**  
Silver/black



**T2**  
Dove



**T6**  
Coffee

## Fabric



**C13**  
White



**C14**  
Creme

## Stainless steel



**M1**  
White



**M6**  
Red



**M2**  
Graphite



**M7**  
Green apple



**M3**  
Dove



**M8**  
Green olive



**M4**  
Yellow



**M9**  
Blue



**M5**  
Orange

## Stone



**S2**  
Carrara white

## ABS



**P1**  
White

## Wood



**L7**

## Wicker



**W5**  
Dark fiber flat



**W6**  
White fiber flat

## GROUP 10

# Finishes

### Aluminum



**A12**  
White



**A15**  
Mokka



**A13**  
Dove

### Textilene



**T1**  
White



**T3**  
Silver/black



**T2**  
Dove



**T6**  
Coffee

### Stainless steel



**M1**  
White



**M6**  
Red



**M2**  
Graphite



**M7**  
Green apple



**M3**  
Dove



**M8**  
Green olive



**M4**  
Yellow



**M9**  
Blue



**M5**  
Orange

### Fabric



**C13**  
White



**C14**  
Creme



**C31**  
Dove

### ABS



**P1**  
White

### Wood



**L3**  
Teak

**L9**



**L7**

### Wicker



**W5**  
Dark fiber flat



**W6**  
White fiber flat

# Finishes

GROUP 11

## Wood



**NAT**  
Beech natural



**C9713**  
Dark cherry



**P3**  
Light cherry



**C9712**  
Amber



**P7**  
Pear



**P36**  
Mahogany



**P12**  
Walnut



**C9710**  
Black



**C77**  
Grey



**C9711**  
Maple

## Fabrics



**FL831**  
Blue



**FL832**  
Grey



**2501**  
Brown



**JET8033**  
Black



[www.dzineelements.com](http://www.dzineelements.com)  
[info@dzineelements.com](mailto:info@dzineelements.com)  
+1 203 855 9325  
1 Selleck Street,  
Norwalk CT, 06855, US